

TOSHIBA**HN3C11F**

TOSHIBA TRANSISTOR SILICON NPN EPITAXIAL PLANAR TYPE

HN3C11F

VHF~UHF BAND LOW NOISE AMPLIFIER APPLICATIONS

Unit in mm

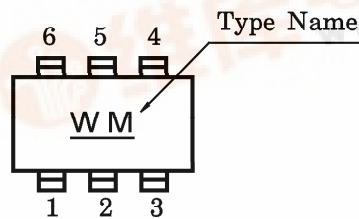
- Including Two Devices in SM6 (Super Mini Type with 6 Leads)

MAXIMUM RATINGS (Ta = 25°C)

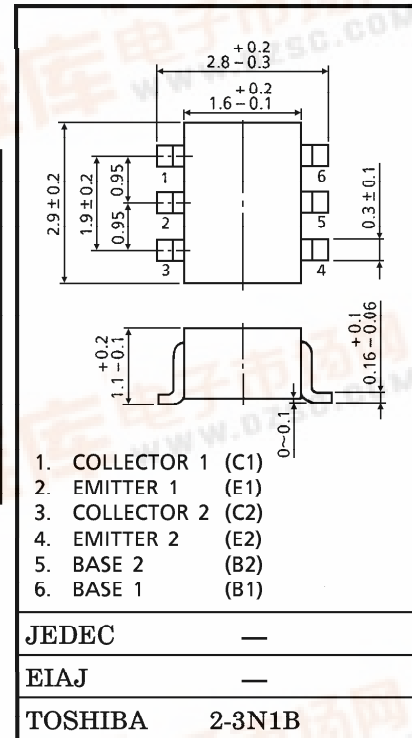
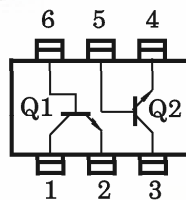
CHARACTERISTIC	SYMBOL	RATING	UNIT
Collector-Base Voltage	V _{CBO}	20	V
Collector-Emitter Voltage	V _{CEO}	10	V
Emitter-Base Voltage	V _{EBO}	1.5	V
Collector Current	I _C	40	mA
Base Current	I _B	20	mA
Collector Power Dissipation	P _C *	200	mW
Junction Temperature	T _j	125	°C
Storage Temperature Range	T _{stg}	-55~125	°C

* : Total

MARKING



PIN ASSIGNMENT (TOP VIEW)



ELECTRICAL CHARACTERISTICS (Ta = 25°C)

CHARACTERISTIC	SYMBOL	TEST CONDITION	MIN.	TYP.	MAX.	UNIT
Collector Cut-off Current	I _{CBO}	V _{CB} =10V, I _E =0	—	—	1	μA
Emitter Cut-off Current	I _{EBO}	V _{EB} =1V, I _C =0	—	—	1	μA
DC Current Gain	h _{FE}	V _{CE} =8V, I _C =20mA	50	—	160	—
Transition Frequency	f _T	V _{CE} =8V, I _C =20mA	7	10	—	GHz
Insertion Gain	S _{21e} ²	V _{CE} =8V, I _C =20mA, f=2GHz	3.5	7	—	dB
Noise Figure	NF	V _{CE} =8V, I _C =5mA, f=2GHz	—	1.7	3	dB
Reverse Transfer Capacitance Q1	C _{re}	V _{CB} =10V, I _E =0, f=1MHz (Note)	—	0.7	1.2	pF
Reverse Transfer Capacitance Q2	C _{re}		—	0.65	1.15	pF

(Note) C_{re} is measured by 3 terminal method capacitance bridge.

961001EAA1

● TOSHIBA is continually working to improve the quality and the reliability of its products. Nevertheless, semiconductor devices in general can malfunction or fail due to their inherent electrical sensitivity and vulnerability to physical stress. It is the responsibility of the buyer, when utilizing TOSHIBA products, to observe standards of safety, and to avoid situations in which a malfunction or failure of a TOSHIBA product could cause loss of human life, bodily injury or damage to property. In developing your designs, please ensure that TOSHIBA products are used within specified operating ranges as set forth in the most recent products specifications. Also, please keep in mind the precautions and conditions set forth in the TOSHIBA Semiconductor Reliability Handbook.

● The information contained herein is presented only as a guide for the applications of our products. No responsibility is assumed by TOSHIBA CORPORATION for any infringements of intellectual property or other rights of the third parties which may result from its use. No license is granted by implication or otherwise under any intellectual property or other rights of TOSHIBA CORPORATION or others.

● The information contained herein is subject to change without notice.

