



JQX-62F

MINIATURE HIGH POWER RELAY

CULUS
File No.:E133481


File No.:R9934089

CQC
File No.:CQC02001001951



Features

- 20A switching capabilities
- 5KV dielectric between coil to contacts
- 10KV surge voltage between coil to contacts
- Meet requirements of 8mm creepage distance

CONTACT DATA

Contact Arrangement	1A
Initial Contact Resistance Max.	50mΩ(at 1A 6VDC)
Contact Material	AgSnO ₂
Contact Rating (Res. Load)	16A 250VAC 16A 30VDC
Max. switching voltage	277VAC/30VDC
Max. switching current	20A
Max. switching power	4000VAC/480W
Mechanical life	1 x 10 ⁷ OPS
Electrical life	1 x 10 ⁵ OPS

COIL

Coil power	0.54W
------------	-------

COIL DATA

Nominal Voltage VDC	Pick-up Voltage VDC	Drop-out Voltage VDC	Max. allowable Voltage VDC(at 20°C)	Coil Resistance Ω
5	4.0	0.5	6.50	47 ± 10%
6	4.8	0.6	7.80	68 ± 10%
9	7.2	0.9	11.7	155 ± 10%
12	9.6	1.2	15.6	270 ± 10%
18	14.4	1.8	23.4	620 ± 10%
24	19.2	2.4	31.2	1100 ± 10%
48	38.4	4.8	62.4	4400 ± 10%

CHARACTERISTICS

Initial Insulation Resistance	1000MΩ (500 VDC)	
Dielectric Strength	Between coil and contacts	5000VAC 1min.
	Between open contacts	1000VAC 1min.
Operate time (at nomi. Volt.)	Max. 20ms	
Release time (at nomi. Volt.)	Max. 10ms	
Humidity	35% to 85% RH, +40°C	
Ambient temperature	Class B	-40°C to +70°C
	Class F	-40°C to +85°C
Shock Resistance	Functional	100 m/s ²
	Destructive	1000 m/s ²
Vibration Resistance	1.5mm, 10 to 55Hz	
Termination	QC (contact terminal) PCB (coil terminal)	
Unit weight	Approx. 15g	
Construction	Unsealed	

SAFETY APPROVAL RATINGS

UL	16A 250VAC
	16A 30VDC
	20A 125VAC
Tüv	16A 250VAC cos phi=1
	16A 30VDC cos phi=1

General Purpose Power Relays JQX-62F



HONGFA RELAY
ISO9001、ISO/TS16949、ISO14001 CERTIFIED

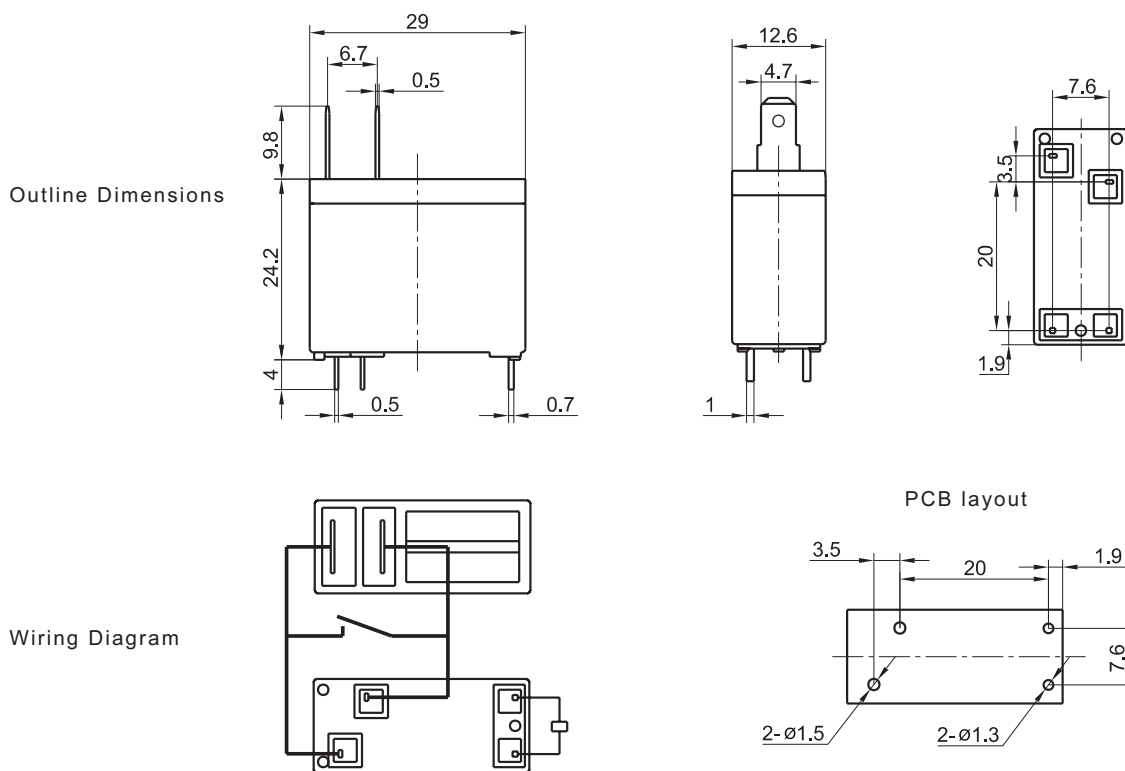
VERSION: EN02-20040601



ORDERING INFORMATION

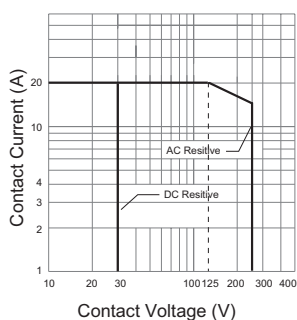
Type	JQX-62F /	012	1H	F
Coil voltage	5, 6, 9, 12, 18, 24, 48VDC			
Contact arrangement	1H: 1A (SPST-NO)			
Insulation Standard	F: Class F Nil: Class B			

OUTLINE DIMENSIONS, WIRING DIAGRAM AND PC BOARD LAYOUT

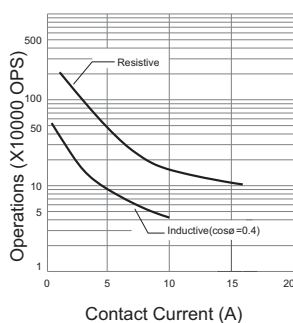


CHARACTERISTICS CURVE

MAXIMUM SWITCHING POWER



LIFE CURVE



COIL TEMPERATURE RISE

