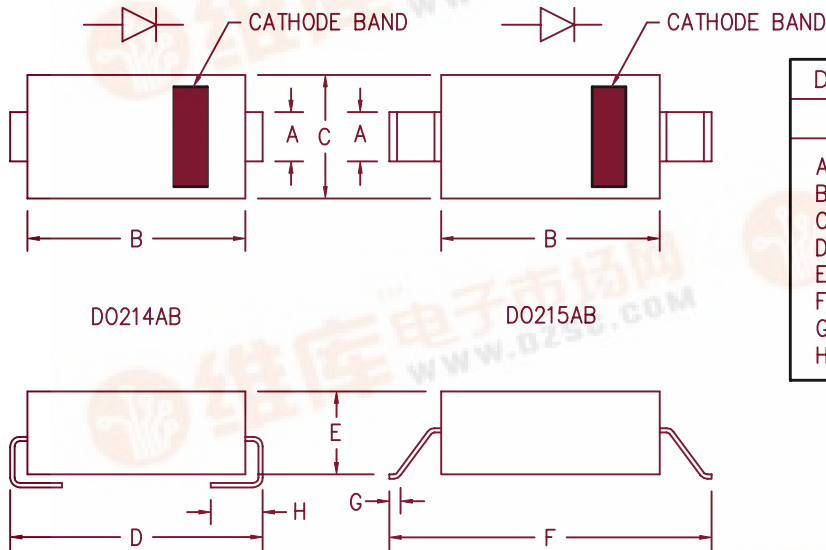


查询HSM550供应商 [捷多邦, 专业PCB打样工厂, 24小时加急出货](#)

5 Amp Schottky Rectifier

HSM550, HSM560



Dim.	Inches		Millimeter		Notes
	Minimum	Maximum	Minimum	Maximum	
A	.117	.123	2.97	3.12	
B	.260	.280	6.60	7.11	
C	.220	.245	5.59	6.22	
D	.307	.322	7.80	8.18	
E	.075	.095	1.91	2.41	
F	.380	.400	9.65	10.16	
G	.025	.040	.640	1.02	
H	.030	.060	.760	1.52	

Microsemi Catalog Number	Working Peak Reverse Voltage	Repetitive Peak Reverse Voltage
HSM550*	50V	50V
HSM560*	60V	60V

* Add Suffix J for J Lead or G for Gull Wing Lead Configuration

- Schottky Barrier Rectifier
- Guard Ring Protection
- High Current Capability
- 175°C Junction Temperature
- Surface mount packages


Electrical Characteristics

Average forward current	I _{F(AV)} 5.0 Amps	Square wave
Maximum surge current	I _{FSM} 250 Amps	8.3ms, half sine, T _J = 175°C
Max peak forward voltage	V _{FM} .52 Volts	I _{FM} = 1.0A; T _J = 25°C*
Max peak forward voltage	V _{FM} .65 Volts	I _{FM} = 5.0A; T _J = 25°C*
Max peak reverse current	I _{RM} 250 μA	V _{RRM} , T _J = 25°C
Typical junction capacitance	C _J 355 pF	V _R = 5.0V, T _J = 25°C

*Pulse test: Pulse width 300 μsec, Duty cycle 2%

Thermal and Mechanical Characteristics

Storage temperature range	T _{STG}	-55°C to 175°C
Operating junction temp range	T _J	-55°C to 175°C
Maximum thermal resistance	R _{θJL}	22°C/W Junction to lead
Weight		.008 ounces (.22 grams) typical



HSM550, HSM560

Figure 1
Typical Forward Characteristics

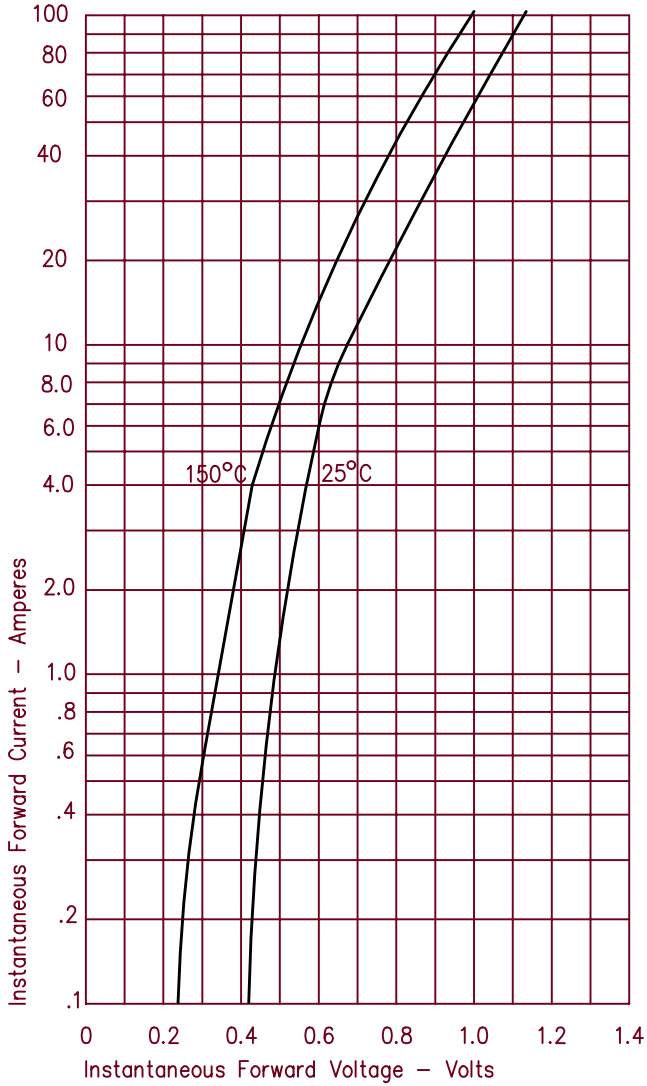


Figure 3
Typical Junction Capacitance

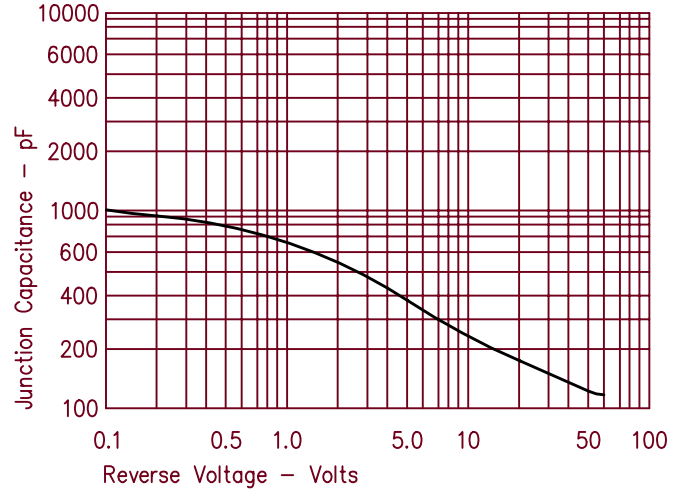


Figure 2
Typical Reverse Characteristics

