

### Description

- For 1/4" x 1-1/4" and 5mm x 20mm fuses
- All holder bodies have the option of using 1/4" x 1-1/4" or 5mm x 20mm carriers
- Withstands 15 to 20 lbs-in torque to mounting nut when mounting fuseholder to panel
- High temperature, flame retardant, Thermoplastic meets UL 94 VO



### SPECIFICATIONS

Product Code	Current Rating	Voltage Rating	Fuse Size	Quick Connect
HTB-X2I	15A	250V	1/4" x 1-1/4"	3/16"
HTB-X4I	15A	250V	1/4" x 1-1/4"	3/16"
HTB-X6I	20A	250V	1/4" x 1-1/4"	1/4"
HTB-X8I	20A	250V	1/4" x 1-1/4"	1/4"
HTB-X2M	15A	250V	5mm x 20mm	3/16"
HTB-X4M	15A	250V	5mm x 20mm	3/16"
HTB-X6M	16A	250V	5mm x 20mm	1/4"
HTB-X8M	16A	250V	5mm x 20mm	1/4"

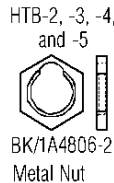
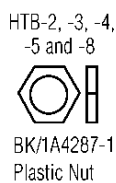
### Agency Information

- UL Recognized: IZLT2, E14853
- CSA Component Acceptance: Class 6225-01, File 47235
- VDE Certified: 136128, HTB-XXM
- SEMKO Certification: Ref. #0146149/01, HTB-XXM

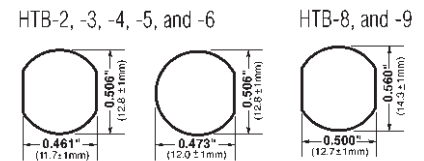
### Maximum Panel Thickness

Body Type	Inch	Millimeters
HTB-2	0.30	7.62
HTB-3	0.30	7.62
HTB-4	0.125	3.18
HTB-5	0.125	3.18
HTB-6	0.30	7.62
HTB-8	0.125	3.18
HTB-9	0.125	3.18

### Replacement Parts



### Mounting Dimensions



### Dimensional Data

Knob Type Carrier	Maximum Panel Thickness	Terminal Options				Carrier Options	
		Solder/ 3/16" Quick-Connect		1/4" Quick-Connect		1/4" x 1/4" ("I" Equals Inches)	5mm x 20mm ("M" Equals Metric)
		In-Line	Rt. Angle	In-Line	Rt. Angle	Knob	Knob
<b>Low Profile Rear Hex Nut</b> Common Dimensional Data: Length (Knob Type) - 1.69" (42.9mm) Plus In-Line Terminal (Screwdriver Slotted) 1.75" (44.5mm) NOTE: Plus In-Line Terminal 	0.30" 7.62mm	HTB-22I	HTB-24I	HTB-26I	HTB-28I	✓	—
		HTB-22M	HTB-24M	HTB-26M	HTB-28M	—	✓
<b>High Profile Rear Hex Nut</b> 	0.125" 3.18mm	HTB-42I	HTB-44I	HTB-46I	HTB-48I	✓	—
		HTB-42M	HTB-44M	HTB-46M	HTB-48M	—	✓
<b>Front Hex Nut</b> 	0.30" 7.62mm	HTB-62I	HTB-64I	HTB-66I	HTB-68I	✓	—
		HTB-62M	HTB-64M	HTB-66M	HTB-68M	—	✓
<b>Low Profile Snap-In</b> 	0.125" 3.18mm	HTB-82I	HTB-84I	HTB-86I	HTB-88I	✓	—
		HTB-82M	HTB-84M	HTB-86M	HTB-88M	—	✓

Fuseholders and fuse carriers may be ordered separately.

# Fuseholders

## HTB Panel Mount Series

### Dimensional Data

Knob Type Carrier	Maximum Panel Thickness	Terminal Options				Carrier Options	
		Solder / $\frac{3}{16}$ " Quick-Connect		$\frac{1}{4}$ " Quick-Connect		$\frac{1}{4}$ " x $\frac{1}{4}$ " ("I" Equals Inches)	5mm x 20mm ("M" Equals Metric)
		In-Line	Rt. Angle	In-Line	Rt. Angle	Screwdriver	Screwdriver
Common Dimensional Data: Length (Knob Type) - 1.69" (42.9mm) Plus In-Line Terminal (Screwdriver Slotted) 1.75" (44.5mm) NOTE: Plus In-Line Terminal							
		0.34" (8.7mm)	0.33" (8.3mm)	0.47" (11.9mm)	0.45" (11.5mm)		
 Low Profile Rear Hex Nut HTB-3	0.30" 7.62mm	HTB-32I	HTB-34I	HTB-36I	HTB-38I	✓	—
		HTB-32M	HTB-34M	HTB-36M	HTB-38M	—	✓
 High Profile Rear Hex Nut HTB-5	0.125" 3.18mm	HTB-52I	HTB-54I	HTB-56I	HTB-58I	✓	—
		HTB-52M	HTB-54M	HTB-56M	HTB-58M	—	✓
 Low-Profile Snap-In HTB-9	0.125" 3.18mm	HTB-92I	HTB-94I	HTB-96I	HTB-98I	✓	—
		HTB-92M	HTB-94M	HTB-96M	HTB-98M	—	✓

Fuseholders and fuse carriers may be ordered separately.

### Ordering Information

	<b>HTB-</b>				S   P			
<b>Packaging</b> (Blank) — Std. BK/ — Bulk	<b>Product symbol</b>		<b>Fuse Carrier</b> I — $\frac{1}{4}$ " x $1\frac{1}{4}$ " M — 5mm x 20mm	<b>Flash Proof</b> (Optional on -2, -4, -6, and -8)		<b>FUSE CARRIER ONLY</b>		
						<b>Packaging</b> (Blank) — Std. BK/ — Bulk	<b>Product symbol</b> FT — Knob Type (For 20, 40, 60, and 80 Series Only) T — Screwdriver Slotted (For 30, 50, and 90 Series Only)	<b>Fuse Carrier</b> I — $\frac{1}{4}$ " x $\frac{1}{4}$ " M — 5mm x 20mm
<b>Body Configuration and Mounting Finger Grip Holders</b>		<b>Rear Terminal Configuration</b>		-R				
2 — Low Profile (Rear Panel Hex-Nut) 4 — High Profile *6 — (Front Panel Hex-Nut) 8 — Low Profile (Snap-In) <b>screwdriver Slotted Holders</b> 3 — Low Profile 5 — High Profile 9 — Low Profile (Snap-In)		2 — Solder / $\frac{3}{16}$ " Quick-Connect (In-Line) 4 — Solder / $\frac{3}{16}$ " Quick-Connect (Right Angle) 6 — $\frac{1}{4}$ " Quick-Connect (In-Line) 8 — $\frac{1}{4}$ " Quick-Connect (Right Angle)		<b>RoH Compliant Version</b>				

\*Profile varies with panel thickness. Holder installs thru rear of panel.

PACKAGING CODE	
Packaging Code	Description
Blank	10 pieces of fuseholders packed into a carton
BK	100 pieces of fuseholders packed into a cardboard shelf package