



OK Industries · Division of Jonard Industries Corp.

[Our Products](#)

- Wire Wrap & Unwrap Tools
- ImpactPlus Punch Down Tools
- Application & Technology Notes
- Circuit Assembly Tools

[Distributors & Representatives](#)

[About OK Industries](#)

- What's New
- Catalog/Information Request
- Trade Shows
- Career Opportunities
- Comments / Email

OK Industries · Division of




## Hand Wrapping/Unwrapping Tools

### Wrap/Strip/Unwrap Tools

Each WSU tool wraps, unwraps and even strips the appropriate wire diameter with a unique built-in stripper blade. Ideal for bench use or tool kit in all service and repair applications. In addition to versatility, convenience, and reliability, the WSU Series offers exceptional value.


The WSU-2224 is designed for use with 22-24 AWG (0.65-0.50mm) wire on .030" x .060" (0.76 x 1.52mm) and .045" (1.14mm) square posts.



The WSU-24M is designed to make a "modified" wrap with 24 AWG (0.50mm) wire on same size posts as WSU-2224.

The WSU-26M is designed to make a modified wrap with 26 AWG (0.40mm) wire on same size posts as WSU-2224 and WSU-24M.

The WSU-30 and WSU-30M for regular and modified wrapping respectively, are designed or use with 30 AWG (0.25mm) wire on standard .025" (0.63mm) square posts.



Part No.	Wire Size		Terminal Hole Diameter		Terminal Hole Depth		Outside Diameter	
	AWG	mm	In.	mm	In.	mm	In.	mm
WSU-2224	22-24	0.65-0.50	0.075	1.90	1.50	38.1	0.213	5.4
WSU-24M	24	0.50	0.075	1.90	1.50	38.1	0.213	5.4
WSU-26M	26	0.40	0.075	1.90	1.50	38.1	0.213	5.4


WSU-30	30	0.25	0.036	0.91	1.50	38.1	0.125	3.18
WSU-30M	30	0.25	0.036	0.91	1.50	38.1	0.125	3.18

[\[Back to the Top\]](#)

These Hand Wrapping Tools are carefully designed to produce perfect wire wrapped connections.



Precision, long-lasting tools for use where occasional wraps are required or where power wire-wrapping tools are not practical. Compact and convenient.



Part No.	Wrap Type	Type	Wire Size		a) Max Insulation Dia. b) Terminal Hole Dia c) Terminal Hole Depth d) Outside Dia.				
			AWG	mm	a	b	c	d	
HW-18-19	Reg.	A	18-19	1.00-	In.	-	0.075	1.000	0.250
				0.91	mm	-	1.90	25.40	6.35
HW-20	Reg.	A	20	0.80	In.	-	0.075	1.000	0.218
					mm	-	1.90	25.40	5.53
HW-224	Reg.	A	22-24	0.65-	In.	-	0.075	0.807	0.218
				0.50	mm	-	1.90	20.50	5.53
HW-224-1	Reg.	A	22-24	0.65-	In.	-	0.075	1.000	0.218
				0.50	mm	-	1.90	25.40	5.53
HW-224LH	Reg.	A	22-24	0.65-	In.	-	0.086	1.00	0.218
				0.50	mm	-	2.18	25.40	5.53
HW-24M	Mod.	A	24	0.50	In.	0.046	0.075	0.750	0.218
					mm	1.17	1.90	19.05	5.53
HW-KB24DH	Reg.	A	24	0.50	In.	-	0.075	1.500	0.218
					mm	-	1.90	38.10	5.53
HW-24DHM	Mod.	A	24	0.50	In.	0.050	0.069	1.125	0.218

					mm	1.27	1.75	28.50	5.53
HW-2426	Reg.	A	24-26	0.50-	In.	-	0.075	0.750	0.218
				0.40	mm	-	1.90	19.05	5.53
HW-2426M	Mod.	A	24-26	0.50-	In.	0.046	0.075	0.750	0.218
				0.40	mm	1.17	1.90	19.05	5.53
HW-26	Reg.	A	26	0.40	In.	-	0.075	1.000	0.218
					mm	-	1.90	25.40	5.53
HW-26M	Mod.	A	26	0.40	In.	0.046	0.075	1.00	0.218
					mm	1.17	1.90	25.40	5.53
HW-26SM*	Mod.	A	26	0.40	In.	0.031	0.040	0.750	0.125
					mm	0.79	1.02	19.05	3.17
HW-2829M*	Mod.	A	28-29	0.32-	In.	0.036	0.040	0.750	0.156
				0.29	mm	0.91	1.02	19.05	3.96
HW-30*	Mod.	B	30	0.25	In.	0.027	0.036	0.750	0.125
					mm	0.69	0.91	19.05	3.17
HW-30GSA*	Mod.	A	30	0.25	In.	0.027	0.036	0.750	0.125
					mm	0.69	0.91	19.05	3.17
HW-30MLD	Mod.	A	30	0.25	In.	0.027	0.066	1.000	0.218
					mm	0.69	1.67	25.40	5.53

\* These tools are recommended for .025" (0.63mm) square terminals on .100" (2.54mm) centers

[\[Back to the Top\]](#)

## Hand Unwrapping Tools

These tools are used to remove OK connections from 18 thru 32 gauge wire.



Part No.	Type	Wire Size	Unwrap	a) Terminal Hole Dia.
			Type	b) Terminal Hole Depth
				c) Outside Dia.

		AWG	mm			a	b	c
UW-1819	A	18-19	1.00-	Left Hand	In.	0.075	1.000	0.187
			0.91		mm	1.90	25.40	4.74
UW1	A	20-26	0.80-	Left Hand	In.	0.070	1.000	0.156
			0.40		mm	1.77	25.40	3.96
UW2	E	20-26	0.80-	Left & Right Hand	In.	0.070	1.000	0.156
			0.40		mm	1.77	25.40	3.96
UW4	D	20-26	0.80-	Left Hand	In.	0.070	2.360	0.187
			0.40		mm	1.77	60.00	4.74
UW5	D	20-26	0.80-	Left & Right Hand	In.	0.070	2.360	0.187
			0.40		mm	1.77	60.00	4.74
UW8	A	20-26	0.80-	Left Hand	In.	0.070	1.500	0.120
			0.40		mm	1.77	38.10	3.04
UW52L-70L	E	20- 26	0.80- 0.40	Left Hand	In.	0.052	1.000	0.120
					In.	0.070	1.000	0.120
					mm	1.32	25.40	3.04
					mm	1.77	25.40	3.04
UW120R	A	20-26	0.80-	Left Hand	In.	0.070	1.000	0.120
			0.40		mm	1.77	25.40	3.04
UW156S	B	20-26	0.80-	Left Hand	In.	0.070	1.000	0.156
			0.40		mm	1.77	25.40	3.96
UWD120- 120	E	20-26	0.80-	Left & Right Hand	In.	0.070	1.000	0.120
			0.40		mm	1.77	25.40	3.04
UWD93-120	E	24-32 20- 26	0.50-	Left Hand	In.	0.038	1.000	0.093
			0.20		In.	0.070	1.000	0.120
			0.80-		mm	0.96	25.40	2.36
			0.40		mm	1.77	25.40	3.04
UW093R	A	24-32	0.50-	Left Hand	In.	0.038	1.000	0.093
			0.20		mm	0.96	25.40	2.36
UW093-L	A	24-32	0.50-	Right Hand	In.	0.036	1.000	0.093
			0.20		mm	0.96	25.40	2.36
UWD93-93	E	24-32	0.50-	Left & Right Hand	In.	0.038	1.000	0.093
			0.20		mm	0.96	25.40	2.36
UW2832C	D	28-32	0.32- 0.20	Left & Right	In.	0.038	0.750	0.156

Hand	mm	0.96	19.05	3.96
------	----	------	-------	------

[\[Back to the Top\]](#)

## Hand Wrapping/Unwrapping Tools



To switch from wire wrapping to unwrapping takes only seconds - just a quick change of the cap from one end to the other.

Part No.	Wrap Type	Wire Size		a) Max Insulation Dia. b) Terminal Hole Dia c) Terminal Hole Depth d) Outside Dia.				
		AWG	mm	a	b	c	d	
HW-UW-18-19	Reg.	18-19	1.00-	In.	-	0.075	1.000	0.250
			0.91	mm	-	1.90	25.40	6.35
HW-UW-20	Reg.	20	0.80	In.	-	0.125	1.000	0.250
				mm	-	3.17	25.40	6.35
HW-UW-22	Reg.	22	0.65	In.	-	0.075	0.750	0.218
				mm	-	1.90	19.05	5.53
HW-UW-2275M	Mod.	22	0.65	In.	0.052	0.075	1.000	0.218
				mm	1.32	1.90	25.40	5.53
HW-UW-224	Reg.	22-24	0.65-	In.	-	0.075	0.807	0.218
			0.50	mm	-	1.90	20.50	5.53
HW-UW-224-1	Reg.	22-24	0.65-	In.	-	0.075	1.000	0.218
			0.50	mm	-	1.90	25.40	5.53
HW-UW-224LH	Reg.	22-24	0.65-	In.	-	0.086	1.00	0.218
			0.50	mm	-	2.18	25.40	5.53
HW-UW-24	Reg.	24	0.50	In.	-	0.075	0.750	0.218
				mm	-	1.90	19.05	5.53
HW-UW-24M	Mod.	24	0.50	In.	0.046	0.075	0.750	0.218
				mm	1.17	1.90	19.05	5.53
HW-UW-24DHM	Mod.	24	0.50	In.	0.050	0.069	1.125	0.218

				mm	1.27	1.75	28.50	5.53
HW-UW-24SM*	Mod.	24	0.50	In.	0.044	0.044	0.750	0.156
				mm	1.11	1.11	19.05	3.96
HW-UW-2426	Reg.	24-26	0.50-	In.	-	0.075	0.750	0.218
			0.40	mm	-	1.90	19.05	5.53
HW-UW-26	Reg.	26	0.40	In.	-	0.075	1.000	0.218
				mm	-	1.90	25.40	5.53
HW-UW-26M	Mod.	26	0.40	In.	0.046	0.075	1.00	0.218
				mm	1.17	1.90	25.40	5.53
HW-UW-26SM*	Mod.	26	0.40	In.	0.031	0.040	0.750	0.125
				mm	0.79	1.02	19.05	3.17
HW-UW-2829M*	Mod.	28-29	0.32-	In.	0.036	0.040	0.750	0.156
			0.29	mm	0.91	1.02	19.05	3.96
HW-UW-30*	Mod.	30	0.25	In.	0.027	0.036	0.750	0.125
				mm	0.69	0.91	19.05	3.17

---

[\[Back to the Top\]](#)

---