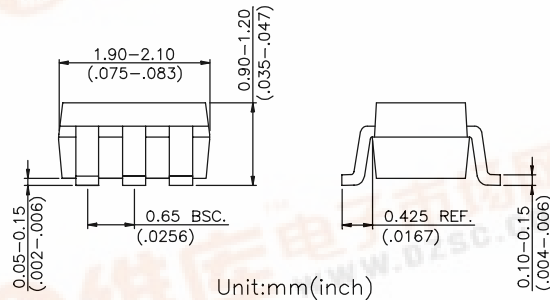
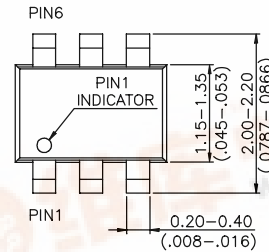


Features

- **Low Insertion Loss:** 0.35dB @ 2GHz
- **Isolation:** 25dB @ 2GHz
- **P1dB:** +26dBm Typical @ +3V
- **IP3:** 43dBm
- **Low DC Power Consumption**
- **Low Cost SOT-363 Plastic**

SOT-363



Package Description

The HWS303 is a GaAs MMIC SPDT switch in a low cost SOT-363 plastic package. The HWS303 features low insertion loss with very low DC power consumption. This general purpose switch can be used in analog and digital wireless communication systems.

Electrical Specifications at 25°C with 0, +3V Control Voltages

Parameter	Test Conditions	Min.	Typ.	Max.	Unit
Insertion Loss	DC-2.0GHz		0.35	0.55	dB
	DC-2.5GHz		0.40	0.60	dB
Isolation	DC-1.0GHz	25	28		dB
	DC-2.0GHz	22	25		dB
	DC-2.5GHz	21	23		dB
VSWR	DC-2.5GHz		1.20:1		
Input Power for One dB Compression	0.5-2.5GHz				
	0/+3V 0/+5V		26 30		dBm
3rd Order Intermodulation Intercept Point (IP3)	0.5-2.5GHz (for two-tone input power up to +5dBm)				
	0/+3V 0/+5V		43 48		dBm
Switching Time			50		ns
Control Current			5	50	μA

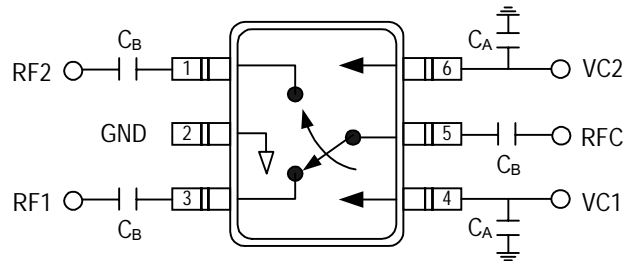
Note: All measurements made in a 50Ω system with 0/+3V control voltages, unless otherwise specified.



Absolute Maximum Ratings

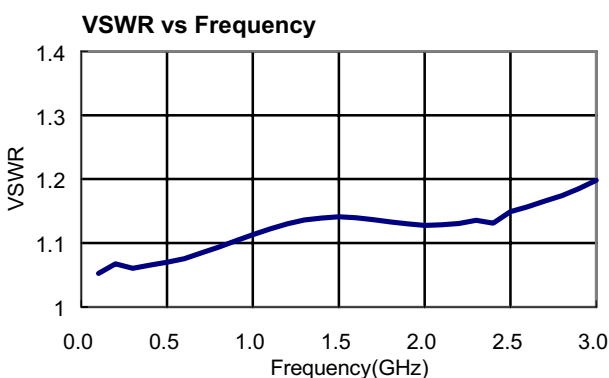
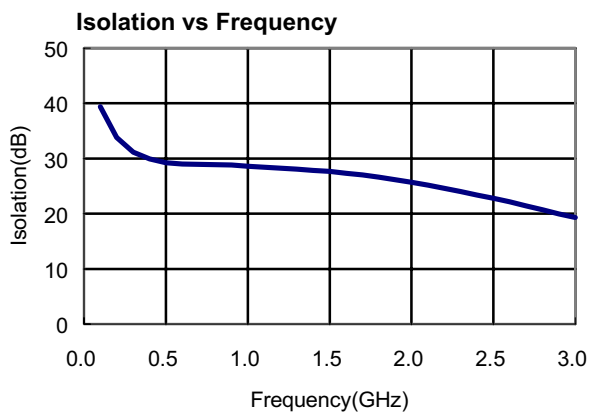
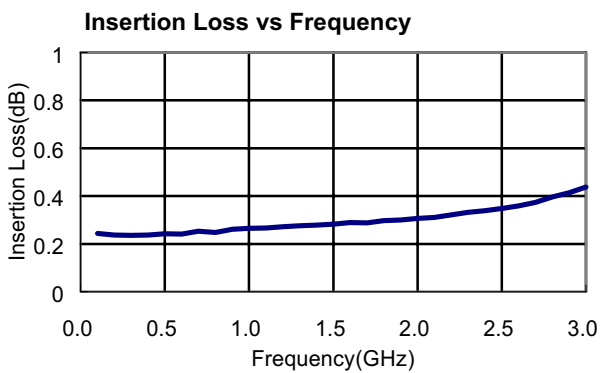
Parameter	Absolute Maximum
RF Input Power 0.05GHz 0.5-2.5GHz	+24dBm +30dBm
Control Voltage	+8V
Operating Temperature	-40°C to +85°C
Storage Temperature	-65°C to +150°C

Pin Out



DC blocking capacitors C_B are required on all RF ports.
 $C_B = C_A = 51\text{pF}$ for operating frequency > 500MHz.

Typical Performance @ +25°C



Truth Table

VC1	VC2	RFC-RF1	RFC-RF2
V_{High}	0	Isolation	Insertion Loss
0	V_{High}	Insertion Loss	Isolation

$V_{\text{High}} = +3\text{V to } +5\text{V}$