


SEMIX 302GB128Ds



SEMIX[®] 2s

SPT IGBT Modules

SEMIX 302GB128Ds

Preliminary Data

Features


- Homogeneous Si
- SPT = Soft-Punch-Through technology
- $V_{CE(sat)}$ with positive temperature coefficient
- High short circuit capability

Typical Applications

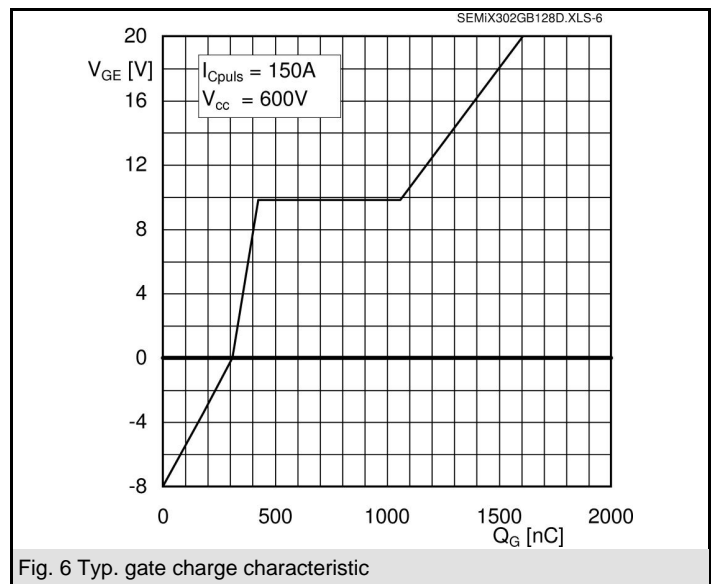
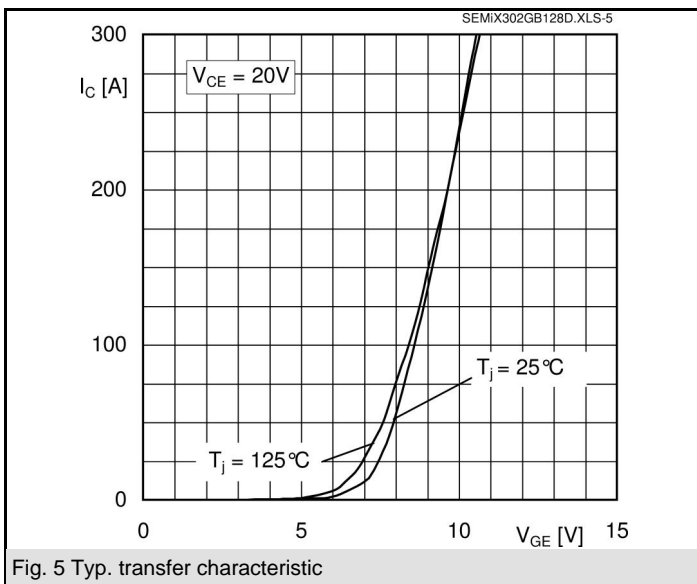
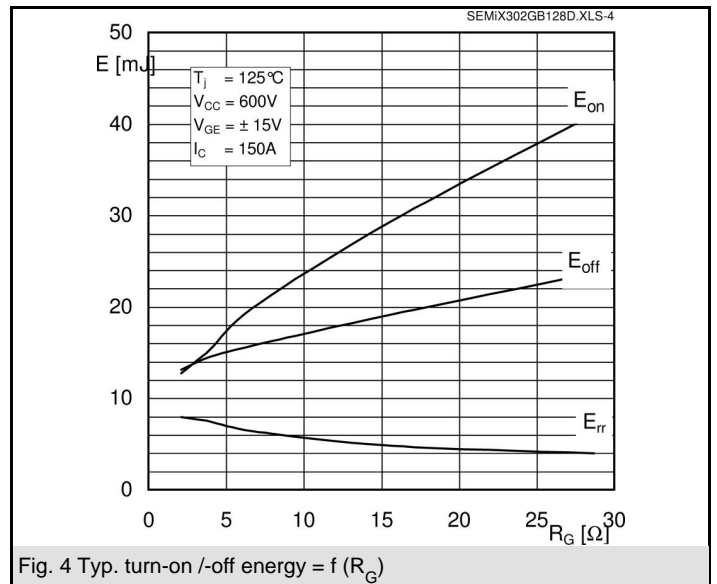
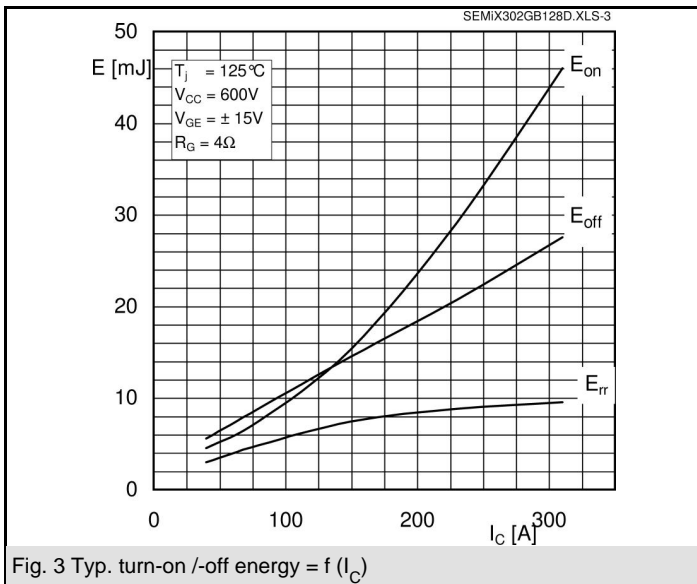
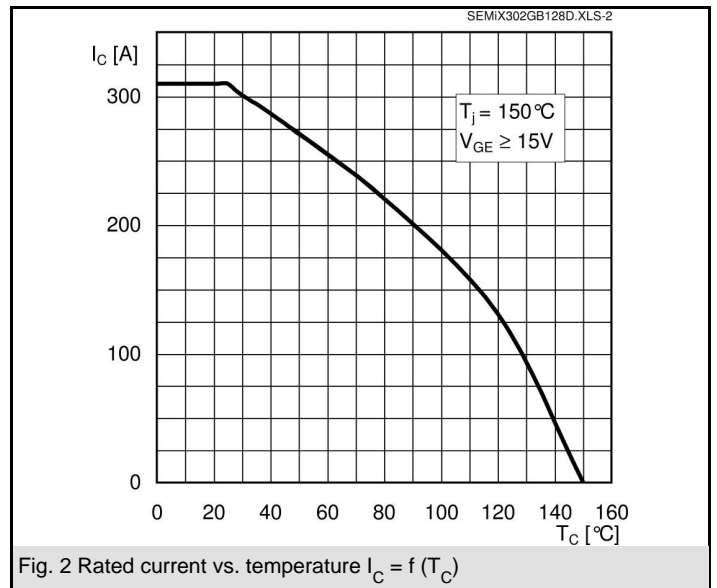
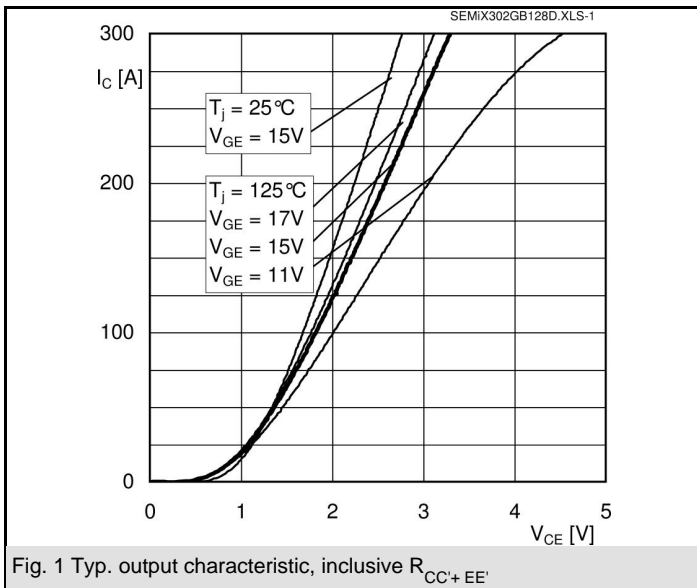
- AC inverter drives
- UPS
- Electronic Welders

Absolute Maximum Ratings		$T_{case} = 25^{\circ}C$, unless otherwise specified	
Symbol	Conditions	Values	Units
IGBT			
V_{CES}		1200	V
I_C	$T_c = 25 (80)^{\circ}C$	310 (220)	A
I_{CRM}	$t_p = 1 ms$	310	A
V_{GES}		± 20	V
T_{vj} , (T_{stg})	$T_{OPERATION} \leq T_{stg}$	- 40 ... + 150 (125)	$^{\circ}C$
V_{isol}	AC, 1 min.	4000	V
Inverse diode			
I_F	$T_c = 25 (80)^{\circ}C$	200 (130)	A
I_{FRM}	$t_p = 1 ms$	310	A
I_{FSM}	$t_p = 10 ms$; sin.; $T_j = 25^{\circ}C$	1300	A

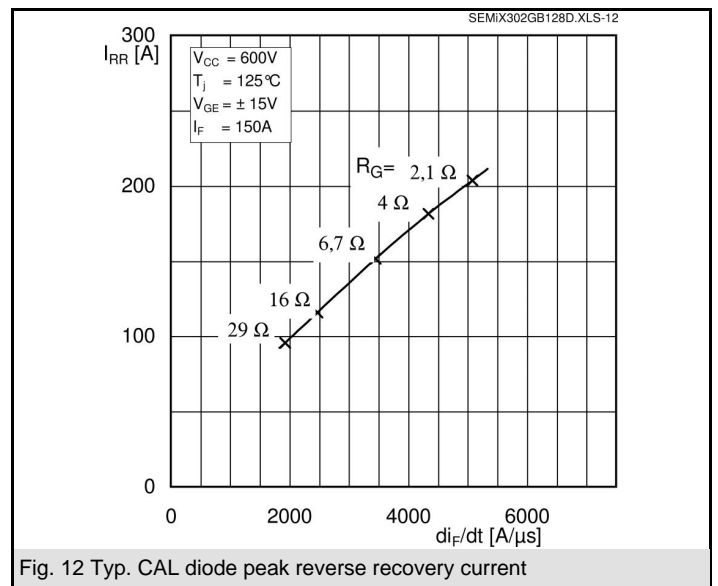
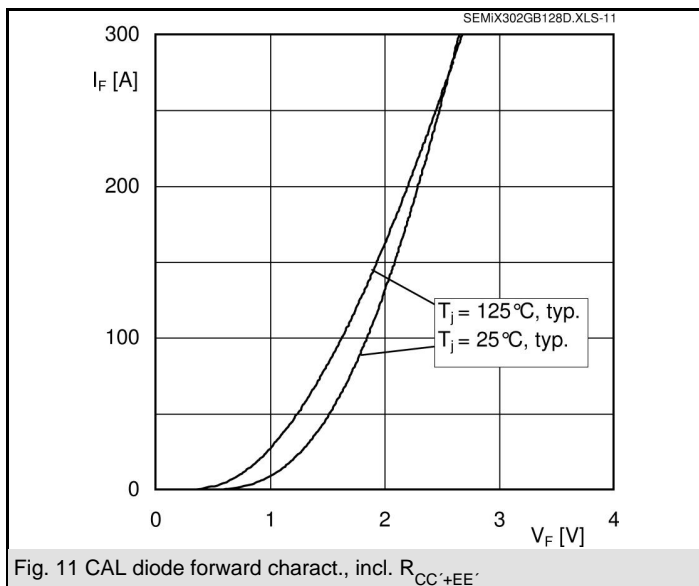
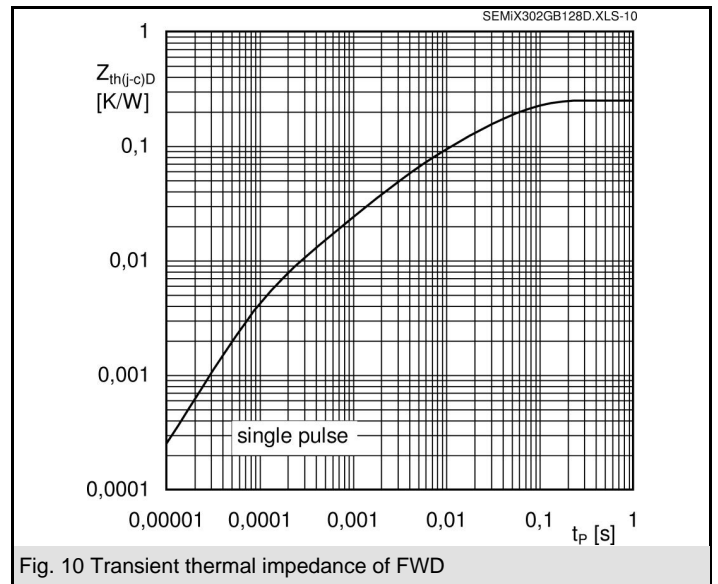
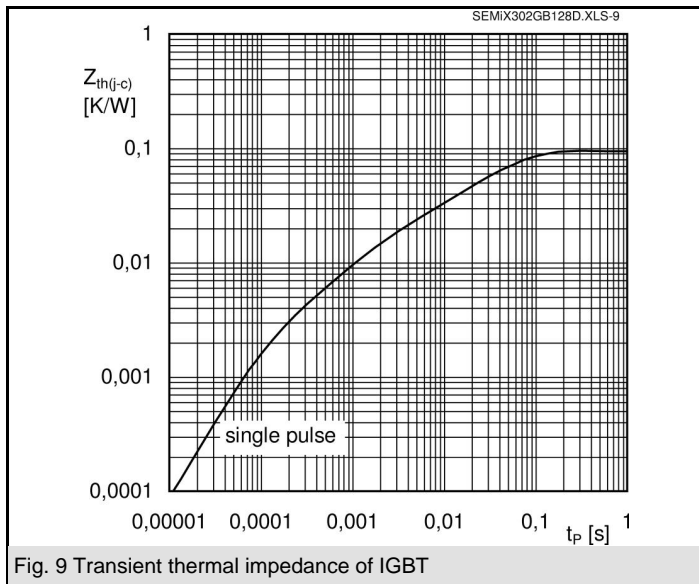
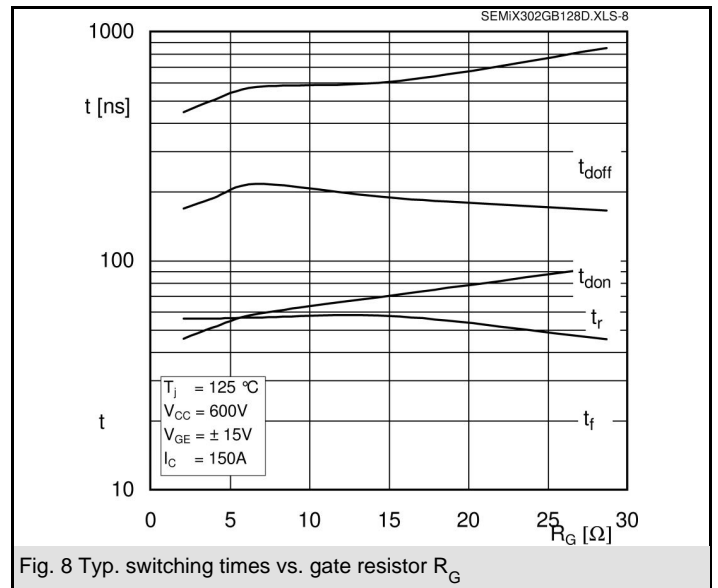
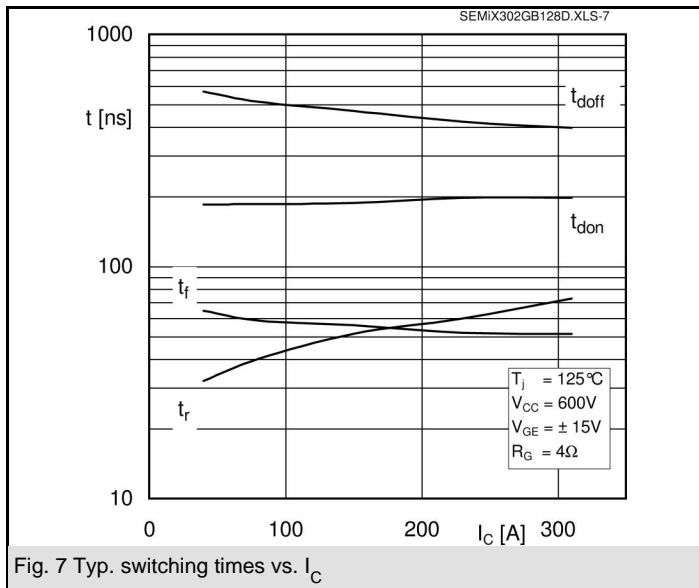
Characteristics		$T_{case} = 25^{\circ}C$, unless otherwise specified			
Symbol	Conditions	min.	typ.	max.	Units
IGBT					
$V_{GE(th)}$	$V_{GE} = V_{CE}$, $I_C = 6 mA$	4,5	5,5	6,5	V
I_{CES}	$V_{GE} = 0$, $V_{CE} = V_{CES}$, $T_j = 25 (125)^{\circ}C$			0,3	mA
$V_{CE(TO)}$	$T_j = 25 (125)^{\circ}C$		1 (0,9)	1,15 (1,05)	V
r_{CE}	$V_{GE} = 15 V$, $T_j = 25 (125)^{\circ}C$		6 (8)	8 (10)	m Ω
$V_{CE(sat)}$	$I_{Cnom} = 150 A$, $V_{GE} = 15 V$, $T_j = 25 (125)^{\circ}C$, chip level		1,9 (2,1)	2,35 (2,55)	V
C_{ies}	under following conditions		13,5		nF
C_{oes}	$V_{GE} = 0$, $V_{CE} = 25 V$, $f = 1 MHz$				nF
C_{res}					nF
L_{CE}			18		nH
R_{CC+EE}	terminal-chip, $T_c = 25 (125)^{\circ}C$				m Ω
$t_{d(on)}/t_r$	$V_{CC} = 600 V$, $I_{Cnom} = 150 A$				ns
$t_{d(off)}/t_f$	$V_{GE} = \pm 15 V$				ns
$E_{on} (E_{off})$	$R_{Gon} = R_{Goff} = 4 \Omega$, $T_j = 125^{\circ}C$		16 (16)		mJ
Inverse diode					
$V_F = V_{EC}$	$I_{Fnom} = 150 A$; $V_{GE} = 0 V$; $T_j = 25 (125)^{\circ}C$, chip level		2 (1,8)	2,5 (2,3)	V
$V_{(TO)}$	$T_j = 25 (125)^{\circ}C$		1,1	1,2	V
r_T	$T_j = 25 (125)^{\circ}C$		6	8,7	m Ω
I_{RRM}	$I_{Fnom} = 150 A$; $T_j = 25 (125)^{\circ}C$		(180)		A
Q_{rr}	$di/dt = 4300 A/\mu s$		(22)		μC
E_{rr}	$V_{GE} = -15 V$		(8)		mJ
Thermal characteristics					
$R_{th(j-c)}$	per IGBT			0,095	K/W
$R_{th(j-c)D}$	per Inverse Diode			0,25	K/W
$R_{th(j-c)FD}$	per FWD				K/W
$R_{th(c-s)}$	per module		0,045		K/W
Temperature sensor					
R_{25}	$T_c = 25^{\circ}C$		5 \pm 5%		k Ω
$B_{25/85}$	$R_2 = R_1 \exp[B(1/T_2 - 1/T_1)]$; $T[K]; B$		3420		K
Mechanical data					
M_s/M_t	to heatsink (M5) / for terminals (M6)	3/2,5		5 / 5	Nm
w			236		g



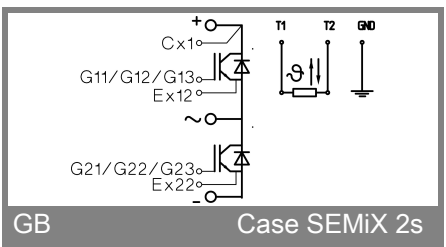
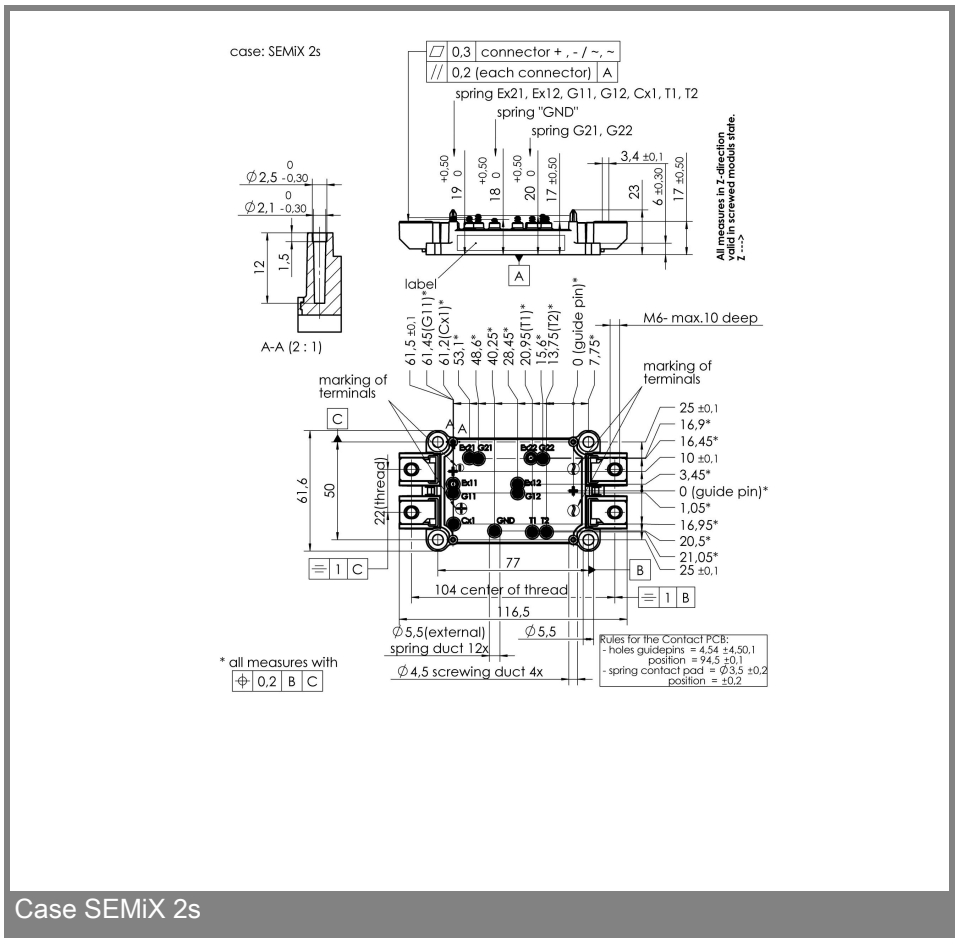
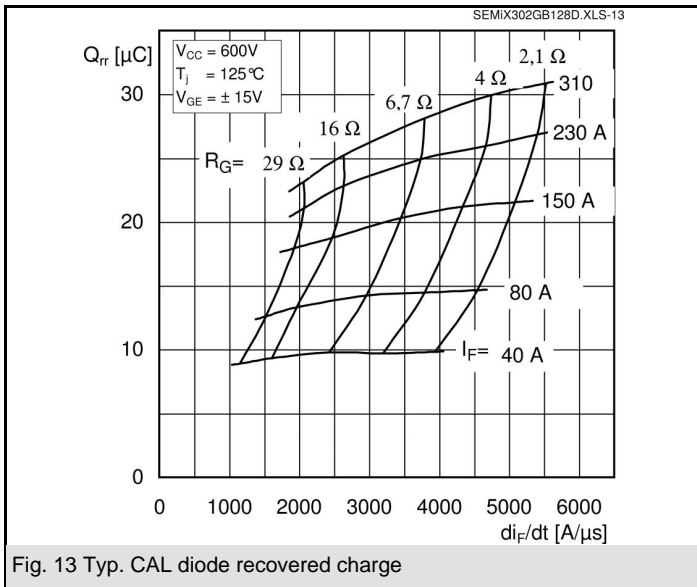
SEMIX 302GB128Ds



SEMiX 302GB128Ds



SEMiX 302GB128Ds



This is an electrostatic discharge sensitive device (ESDS), international standard IEC 60747-1, Chapter IX.

This technical information specifies semiconductor devices but promises no characteristics. No warranty or guarantee expressed or implied is made regarding delivery, performance or suitability.