

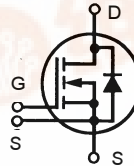


# HiPerFET™ Power MOSFETs Single Die MOSFET

## IXFN 34N100

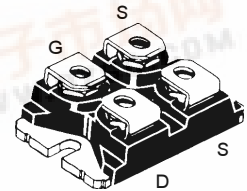
$V_{DSS} = 1000V$   
 $I_{D25} = 34A$   
 $R_{DS(on)} = 0.28\Omega$

N-Channel Enhancement Mode  
Avalanche Rated, High dv/dt, Low  $t_{rr}$



Symbol	Test Conditions	Maximum Ratings	
$V_{DSS}$	$T_J = 25^\circ C$ to $150^\circ C$	1000	V
$V_{DGR}$	$T_J = 25^\circ C$ to $150^\circ C$ ; $R_{GS} = 1 M\Omega$	1000	V
$V_{GS}$	Continuous	$\pm 20$	V
$V_{GSM}$	Transient	$\pm 30$	V
$I_{D25}$	$T_C = 25^\circ C$ , Chip capability	34	A
$I_{DM}$	$T_C = 25^\circ C$ , pulse width limited by $T_{JM}$	136	A
$I_{AR}$	$T_C = 25^\circ C$	34	A
$E_{AR}$	$T_C = 25^\circ C$	64	mJ
$E_{AS}$	$T_C = 25^\circ C$	4	J
dv/dt	$I_S \leq I_{DM}$ , di/dt $\leq 100 A/\mu s$ , $V_{DD} \leq V_{DSS}$ , $T_J \leq 150^\circ C$ , $R_g = 2 \Omega$	5	V/ns
$P_D$	$T_C = 25^\circ C$	700	W
$T_J$		-55 ... +150	$^\circ C$
$T_{JM}$		150	$^\circ C$
$T_{stg}$		-55 ... +150	$^\circ C$
$V_{ISOL}$	50/60 Hz, RMS $t = 1$ min $I_{ISOL} \leq 1$ mA $t = 1$ s	2500 3000	V~ V~
$M_d$	Mounting torque Terminal connection torque	1.5/13 1.5/13	Nm/lb.in. Nm/lb.in.
Weight		30	g

miniBLOC, SOT-227 B (IXFN)  
E153432



G = Gate  
S = Source  
D = Drain  
TAB = Drain

Either Source terminal at miniBLOC can be used as Main or Kelvin Source

### Features

- International standard packages
- miniBLOC, with Aluminium nitride isolation
- Low  $R_{DS(on)}$  HDMOS™ process
- Rugged polysilicon gate cell structure
- Unclamped Inductive Switching (UIS) rated
- Low package inductance
- Fast intrinsic Rectifier

### Applications

- DC-DC converters
- Battery chargers
- Switched-mode and resonant-mode power supplies
- DC choppers
- Temperature and lighting controls

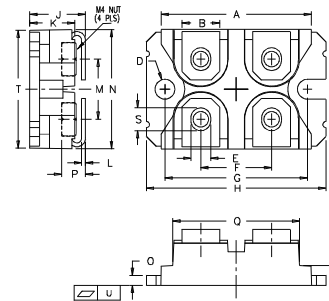
### Advantages

- Easy to mount
- Space savings
- High power density

Symbol	Test Conditions	Characteristic Values ( $T_J = 25^\circ C$ , unless otherwise specified)		
		min.	typ.	max.
$V_{DSS}$	$V_{GS} = 0 V$ , $I_D = 3$ mA	1000		V
$V_{GH(th)}$	$V_{DS} = V_{GS}$ , $I_D = 8$ mA	2.5		5.0 V
$I_{GSS}$	$V_{GS} = \pm 20 V_{DC}$ , $V_{DS} = 0$			$\pm 200$ nA
$I_{DSS}$	$V_{DS} = V_{DSS}$ , $T_J = 25^\circ C$ $V_{GS} = 0 V$ , $T_J = 125^\circ C$			100 $\mu A$ 2 mA
$R_{DS(on)}$	$V_{GS} = 10 V$ , $I_D = 0.5 \cdot I_{D25}$ Pulse test, $t \leq 300 \mu s$ , duty cycle $d \leq 2 \%$			0.28 $\Omega$



Symbol	Test Conditions	Characteristic Values		
		(T <sub>J</sub> = 25°C, unless otherwise specified)		
		min.	typ.	max.
<b>g<sub>fs</sub></b>	V <sub>DS</sub> = 15 V; I <sub>D</sub> = 0.5 • I <sub>D25</sub> ; pulse test	18	40	S
<b>C<sub>iss</sub></b>	V <sub>GS</sub> = 0 V, V <sub>DS</sub> = 25 V, f = 1 MHz		9200	pF
<b>C<sub>oss</sub></b>			1200	pF
<b>C<sub>rss</sub></b>			300	pF
<b>t<sub>d(on)</sub></b>	V <sub>GS</sub> = 10 V, V <sub>DS</sub> = 0.5 • V <sub>DSS</sub> ; I <sub>D</sub> = 0.5 • I <sub>D25</sub> R <sub>G</sub> = 1 Ω (External),		41	ns
<b>t<sub>r</sub></b>			65	ns
<b>t<sub>d(off)</sub></b>			110	ns
<b>t<sub>f</sub></b>			30	ns
<b>Q<sub>g(on)</sub></b>	V <sub>GS</sub> = 10 V, V <sub>DS</sub> = 0.5 • V <sub>DSS</sub> ; I <sub>D</sub> = 0.5 • I <sub>D25</sub>		380	nC
<b>Q<sub>gs</sub></b>			65	nC
<b>Q<sub>gd</sub></b>			185	nC
<b>R<sub>thJC</sub></b>			0.18	KW
<b>R<sub>thCK</sub></b>		0.05		KW

**miniBLOC, SOT-227 B**


M4 screws (4x) supplied

Dim.	Millimeter		Inches	
	Min.	Max.	Min.	Max.
A	31.50	31.88	1.240	1.255
B	7.80	8.20	0.307	0.323
C	4.09	4.29	0.161	0.169
D	4.09	4.29	0.161	0.169
E	4.09	4.29	0.161	0.169
F	14.91	15.11	0.587	0.595
G	30.12	30.30	1.186	1.193
H	38.00	38.23	1.496	1.505
J	11.68	12.22	0.460	0.481
K	8.92	9.60	0.351	0.378
L	0.76	0.84	0.030	0.033
M	12.60	12.85	0.496	0.506
N	25.15	25.42	0.990	1.001
O	1.98	2.13	0.078	0.084
P	4.95	5.97	0.195	0.235
Q	26.54	26.90	1.045	1.059
R	3.94	4.42	0.155	0.174
S	4.72	4.85	0.186	0.191
T	24.59	25.07	0.968	0.987
U	-0.05	0.1	-0.002	0.004

Symbol	Test Conditions	Characteristic Values		
		(T <sub>J</sub> = 25°C, unless otherwise specified)		
		min.	typ.	max.
<b>I<sub>s</sub></b>	V <sub>GS</sub> = 0 V			34 A
<b>I<sub>SM</sub></b>	Repetitive; pulse width limited by T <sub>JM</sub>			136 A
<b>V<sub>SD</sub></b>	I <sub>F</sub> = I <sub>S</sub> ; V <sub>GS</sub> = 0 V, Pulse test, t ≤ 300 μs, duty cycle d ≤ 2 %			1.3 V
<b>t<sub>rr</sub></b>	I <sub>F</sub> = I <sub>S</sub> , -di/dt = 100 A/μs, V <sub>R</sub> = 100 V		180	ns
<b>Q<sub>RM</sub></b>			330	ns
			2	μC
<b>I<sub>RM</sub></b>		8		A