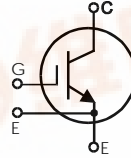


# High Current IGBT IXSN80N60A

$V_{CES} = 600\text{ V}$   
 $I_{C25} = 160\text{ A}$   
 $V_{CE(sat)} = 3\text{ V}$

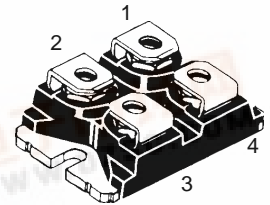
## Short Circuit SOA Capability

Preliminary Data



Symbol	Test Conditions	Maximum Ratings	
$V_{CES}$	$T_J = 25^\circ\text{C to } 150^\circ\text{C}$	600	V
$V_{CGR}$	$T_J = 25^\circ\text{C to } 150^\circ\text{C}; R_{GE} = 1\text{ M}\Omega$	600	A
$V_{GES}$	Continuous	$\pm 20$	V
$V_{GEM}$	Transient	$\pm 30$	V
$I_{C25}$	$T_C = 25^\circ\text{C}$	160	A
$I_{C90}$	$T_C = 90^\circ\text{C}$	80	A
$I_{CM}$	$T_C = 25^\circ\text{C}, 1\text{ ms}$	320	A
<b>SSOA (RBSOA)</b>	$V_{GE} = 15\text{ V}, T_{VJ} = 125^\circ\text{C}, R_G = 22\ \Omega$ Clamped inductive load, $L = 30\ \mu\text{H}$	$I_{CM} = 160$ @ $0.8 V_{CES}$	A
<b>t<sub>SC</sub> (SCSOA)</b>	$V_{GE} = 15\text{ V}, V_{CE} = 0.6 V_{CES}, T_J = 125^\circ\text{C}$ $R_G = 22\ \Omega$ , non-repetitive	10	$\mu\text{s}$
$P_C$	$T_C = 25^\circ\text{C}$	500	W
$V_{ISOL}$	50/60 Hz $I_{ISOL} \leq 1\text{ mA}$	t = 1 min	2500 V~
		t = 1 s	3000 V~
$T_J$		-55 ... +150	$^\circ\text{C}$
$T_{JM}$		150	$^\circ\text{C}$
$T_{stg}$		-55 ... +150	$^\circ\text{C}$
$M_d$	Mounting torque	1.5/13	Nm/lb.in.
	Terminal connection torque (M4)	1.5/13	Nm/lb.in.
<b>Weight</b>		30	g

miniBLOC , SOT-227 B



1 = Emitter ①      3 = Collector  
 2 = Gate            4 = Emitter ②

① Either Emitter terminal can be used as Main or Kelvin Emitter

### Features

- International standard package miniBLOC
- Aluminium-nitride isolation - high power dissipation
- Isolation voltage 3000 V~
- UL registered E 153432
- Low  $V_{CE(sat)}$  - for minimum on-state conduction losses
- Low collector-to-case capacitance (< 100 pF) - reduces RFI
- Low package inductance (< 10 nH) - easy to drive and to protect

### Applications

- AC motor speed control
- DC servo and robot drives
- DC choppers
- Uninterruptible power supplies (UPS)
- Switch-mode and resonant-mode power supplies

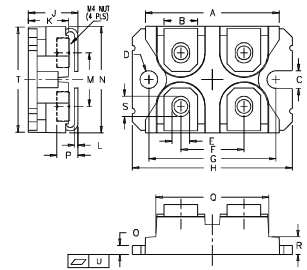
### Advantages

- Space savings
- Easy to mount with 2 screws
- High power density

Symbol	Test Conditions	Characteristic Values ( $T_J = 25^\circ\text{C}$ , unless otherwise specified)		
		Min.	Typ.	Max.
$BV_{CES}$	$I_C = 500\ \mu\text{A}, V_{GE} = 0\text{ V}$	600		V
$V_{GE(th)}$	$I_C = 8\text{ mA}, V_{CE} = V_{GE}$	4		V
$I_{CES}$	$V_{CE} = 0.8 V_{CES}$ $V_{GE} = 0\text{ V}$	$T_J = 25^\circ\text{C}$		400 $\mu\text{A}$
		$T_J = 125^\circ\text{C}$		2 mA
$I_{GES}$	$V_{CE} = 0\text{ V}, V_{GE} = \pm 20\text{ V}$			$\pm 100\text{ nA}$
$V_{CE(sat)}$	$I_C = I_{C90}, V_{GE} = 15\text{ V}$			3 V



Symbol	Test Conditions	Characteristic Values ( $T_J = 25^\circ\text{C}$ , unless otherwise specified)		
		Min.	Typ.	Max.
$g_{fs}$	$I_C = I_{C90}$ ; $V_{CE} = 10\text{ V}$ Pulse test, $t \leq 300\ \mu\text{s}$ , duty cycle $d \leq 2\%$		46	S
$C_{ies}$	$V_{CE} = 25\text{ V}$ , $V_{GE} = 0\text{ V}$ , $f = 1\text{ MHz}$		8500	pF
$C_{oes}$			650	pF
$C_{res}$			120	pF
$Q_g$	$I_C = I_{C90}$ ; $V_{GE} = 15\text{ V}$ , $V_{CE} = 0.5 V_{CES}$		335	nC
$Q_{ge}$			88	nC
$Q_{gc}$			158	nC
$t_{d(on)}$	<b>Inductive load, <math>T_J = 25^\circ\text{C}</math></b> $I_C = I_{C90}$ ; $V_{GE} = 15\text{ V}$ , $L = 100\ \mu\text{H}$ , $V_{CE} = 0.8 V_{CES}$ , $R_G = 2.7\ \Omega$ Remarks: Switching times may increase for $V_{CE}$ (Clamp) > $0.8 V_{CES}$ , higher $T_J$ or increased $R_G$		140	ns
$t_{ri}$			220	ns
$t_{d(off)}$			300	600 ns
$t_{fi}$			450	600 ns
$E_{off}$			10	mJ
$t_{d(on)}$	<b>Inductive load, <math>T_J = 25^\circ\text{C}</math></b> $I_C = I_{C90}$ ; $V_{GE} = 15\text{ V}$ , $L = 100\ \mu\text{H}$ , $V_{CE} = 0.8 V_{CES}$ , $R_G = 2.7\ \Omega$ Remarks: Switching times may increase for $V_{CE}$ (Clamp) > $0.8 V_{CES}$ , higher $T_J$ or increased $R_G$		140	ns
$t_{ri}$			250	ns
$E_{(on)}$			8	mJ
$t_{d(off)}$			520	ns
$t_{fi}$			550	ns
$E_{off}$			13	mJ
$R_{thJC}$			0.25	K/W
$R_{thCK}$		0.05		K/W

**miniBLOC, SOT-227 B**


M4 screws (4x) supplied

Dim.	Millimeter		Inches	
	Min.	Max.	Min.	Max.
A	31.50	31.88	1.240	1.255
B	7.80	8.20	0.307	0.323
C	4.09	4.29	0.161	0.169
D	4.09	4.29	0.161	0.169
E	4.09	4.29	0.161	0.169
F	14.91	15.11	0.587	0.595
G	30.12	30.30	1.186	1.193
H	38.00	38.23	1.496	1.505
J	11.68	12.22	0.460	0.481
K	8.92	9.60	0.351	0.378
L	0.76	0.84	0.030	0.033
M	12.60	12.85	0.496	0.506
N	25.15	25.42	0.990	1.001
O	1.98	2.13	0.078	0.084
P	4.95	5.97	0.195	0.235
Q	26.54	26.90	1.045	1.059
R	3.94	4.42	0.155	0.174
S	4.72	4.85	0.186	0.191
T	24.59	25.07	0.968	0.987
U	-0.05	0.1	-0.002	0.004