

Surface Mount

# Phase Shifter

180° Voltage Variable, 8 to 12 MHz



## JSPHS-12



CASE STYLE: BK276  
PRICE: \$29.95 ea.  
QTY.: (1-9)

### Maximum Ratings

Operating Temperature	-20°C to 85°C
Storage Temperature	-20°C to 85°C
RF Input Power	0 dBm max.
Control Voltage	20V

### Pin Configuration

IN	1
OUT	7
BIAS	4,6
GROUND	all other pins

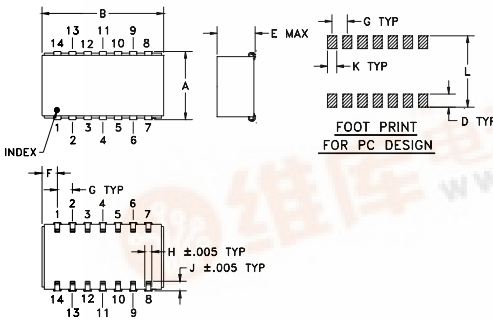
### Features

- good VSWR, 1.2:1 typ.
- low insertion loss, 0.9 dB typ.
- solder-plated J-leads for excellent solderability and strain relief

### Applications

- VHF receiver

### Outline Drawing



### Electrical Specifications

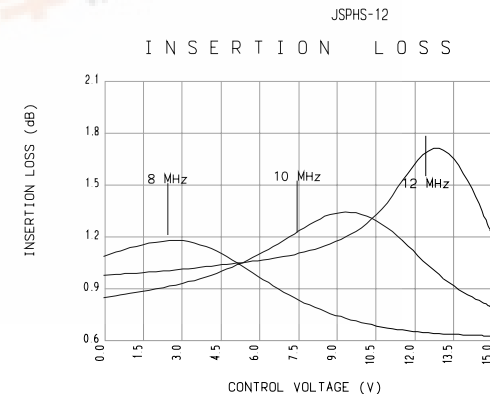
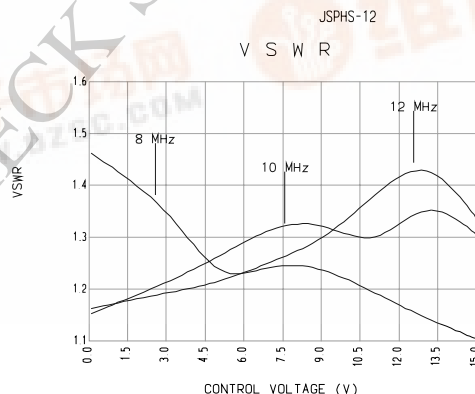
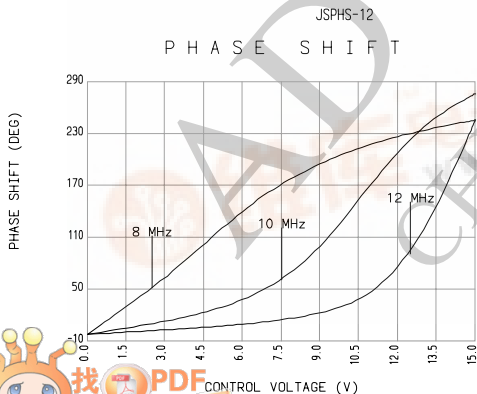
FREQUENCY RANGE (MHz)	PHASE RANGE (Degrees)	INSERTION LOSS (dB)		CONTROL VOLTAGE (V)	CONTROL BANDWIDTH (KHz)	VSWR (:1)	
		Typ.	Max.			Typ.	Max.
$f_L - f_U$	Min.	Typ.	Max.		Typ.	Max.	
8-12	180	0.9	2.5	0-15	DC-50	1.2	1.8

### Typical Performance Data

Control Voltage (V)	Phase Shift (degrees)			VSWR (:1)			Insertion Loss (dB)		
	8 MHz	10 MHz	12 MHz	8 MHz	10 MHz	12 MHz	8 MHz	10 MHz	12 MHz
0.00	0.01	0.00	-0.02	1.47	1.16	1.17	1.1	0.86	0.99
3.00	62.78	13.87	4.72	1.37	1.22	1.20	1.24	0.93	1.02
5.00	118.62	27.87	8.71	1.21	1.27	1.22	1.09	1.03	1.06
7.00	166.45	50.85	14.20	1.26	1.33	1.26	0.88	1.18	1.09
9.00	198.98	95.55	23.07	1.25	1.34	1.30	0.75	1.4	1.17
11.00	220.91	177.11	41.70	1.20	1.28	1.39	0.68	1.31	1.34
13.00	236.63	245.09	109.31	1.15	1.39	1.47	0.65	0.96	1.94
15.00	247.74	278.45	247.24	1.11	1.31	1.34	0.64	0.81	1.25

### Outline Dimensions (inch/mm)

A	B	C	D	E	F	G	H
.470	.803	—	.100	.250	.102	.100	.047
11.94	20.40	—	2.54	6.35	2.59	2.54	1.19
J	K	L	wt.				
.065	.065	.490	grams				
1.65	1.65	12.45	3.0				



Mini-Circuits®

INTERNET <http://www.minicircuits.com>  
P.O. Box 350166, Brooklyn, New York 11235-0003 (718) 934-4500 Fax (718) 332-4661

REV. OR  
M70613  
ED-8002/1  
JSPHS-12  
LC/TD/CP  
000222