

SANYO	No.4225	2SK1906
		N-Channel MOS Silicon FET Very High-Speed Switching Applications

Features

- Low ON resistance.
- Very high-speed switching.
- Low-voltage drive.
- Micaless package facilitating mounting.

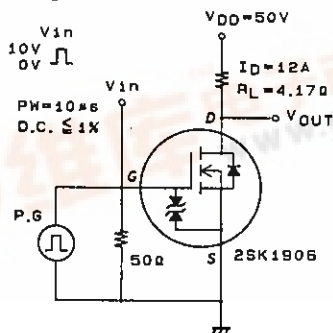
Absolute Maximum Ratings at Ta = 25°C

			unit
Drain to Source Voltage	V _{DSS}	100	V
Gate to Source Voltage	V _{GSS}	±15	V
Drain Current(DC)	I _D	20	A
Drain Current(Pulse)	I _{DP}	PW ≤ 10μs, duty cycle ≤ 1%	80
Allowable Power Dissipation	P _D	2.0	W
		T _c = 25°C	30
Channel Temperature	T _{ch}	150	°C
Storage Temperature	T _{stg}	-55 to +150	°C

Electrical Characteristics at Ta = 25°C

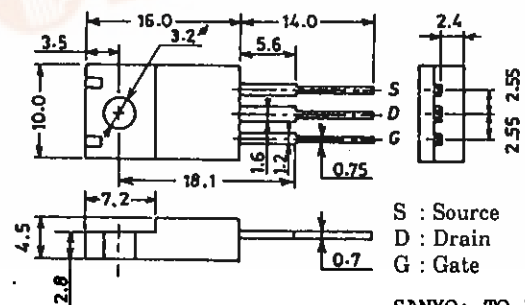
			min	typ	max	unit
D-S Breakdown Voltage	V _{(BR)DSS}	I _D = 1mA, V _{GS} = 0	100			V
G-S Breakdown Voltage	V _{(BR)GSS}	I _G = ±100μA, V _{DS} = 0	±15			V
Zero Gate Voltage Drain Current	I _{DSS}	V _{DS} = 100V, V _{GS} = 0			100	μA
Gate to Source Leakage Current	I _{GSS}	V _{GS} = ±12V, V _{DS} = 0			±10	μA
Cutoff Voltage	V _{GS(off)}	V _{DS} = 10V, I _D = 1mA	1.0		2.0	V
Forward Transfer Admittance	Y _{fs}	V _{DS} = 10V, I _D = 12A	15	24.5		S
Static Drain to Source on State Resistance	R _{DSON}	I _D = 12A, V _{GS} = 10V		60	80	mΩ
	R _{DSON}	I _D = 12A, V _{GS} = 4V		80	110	mΩ
Input Capacitance	C _{iss}	V _{DS} = 20V, f = 1MHz		1900		pF
Output Capacitance	C _{oss}	V _{DS} = 20V, f = 1MHz		300		pF
Reverse Transfer Capacitance	C _{rss}	V _{DS} = 20V, f = 1MHz		60		pF
Turn-ON Delay Time	t _{d(on)}	See specified Test Circuit.		15		ns
Rise Time	t _r	"		20		ns
Turn-OFF Delay Time	t _{d(off)}	"		290		ns
Fall Time	t _f	"		100		ns
Diode Forward Voltage	V _{SD}	I _S = 20A, V _{GS} = 0	1.0	1.5		V

Switching Time Test Circuit



Package Dimensions 2063

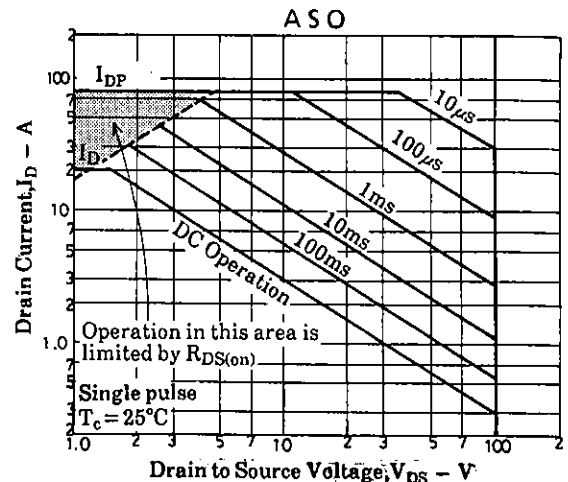
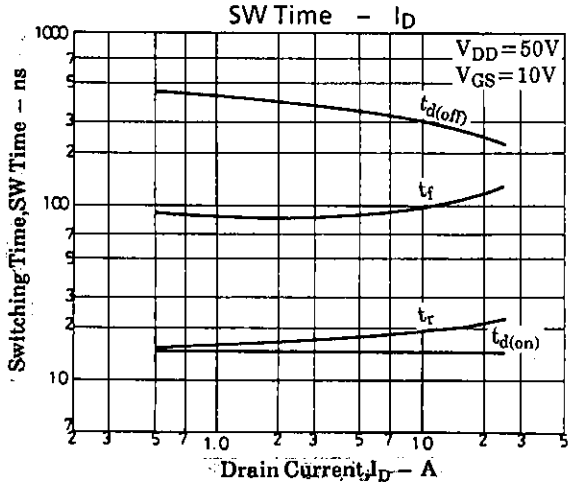
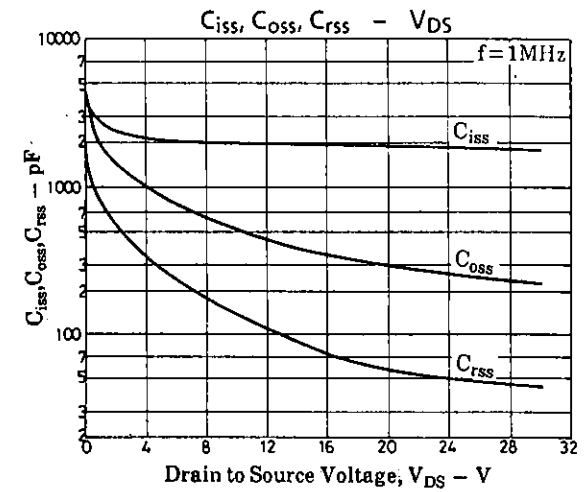
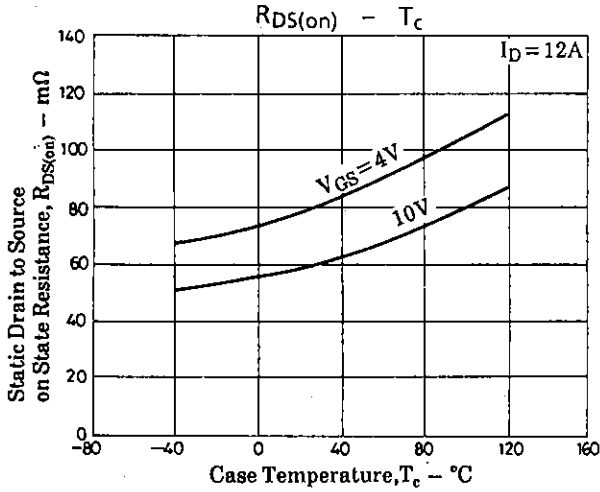
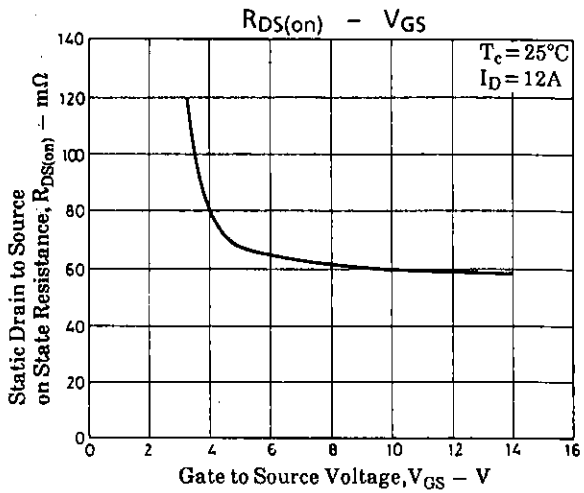
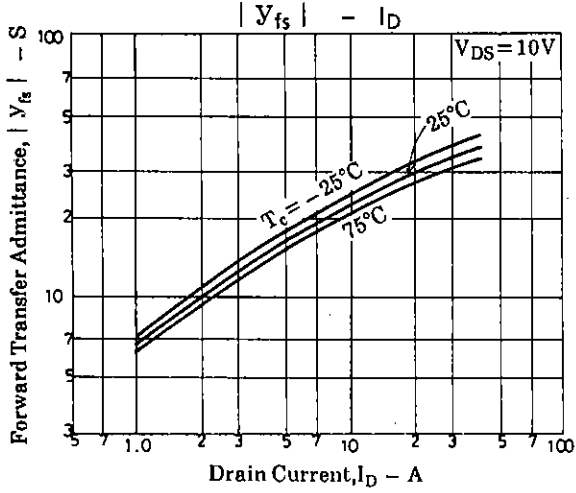
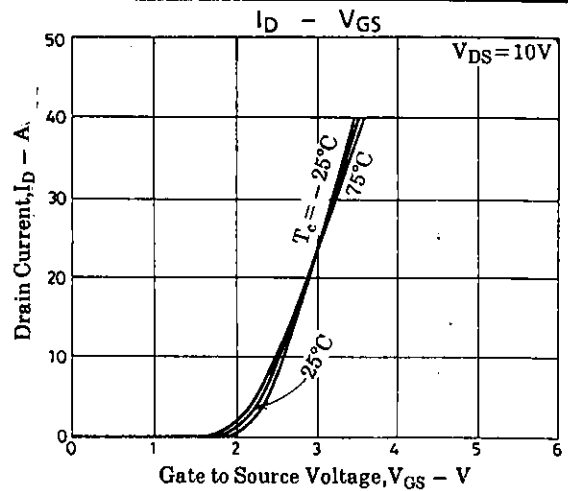
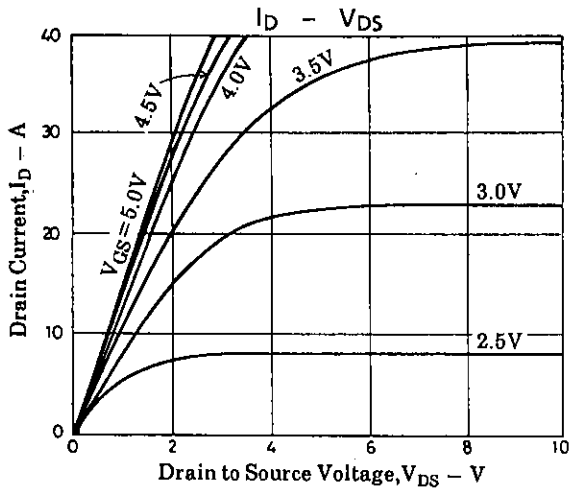
(unit : mm)



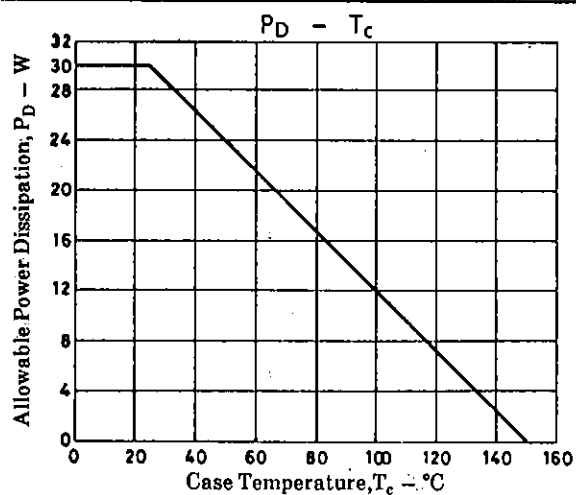
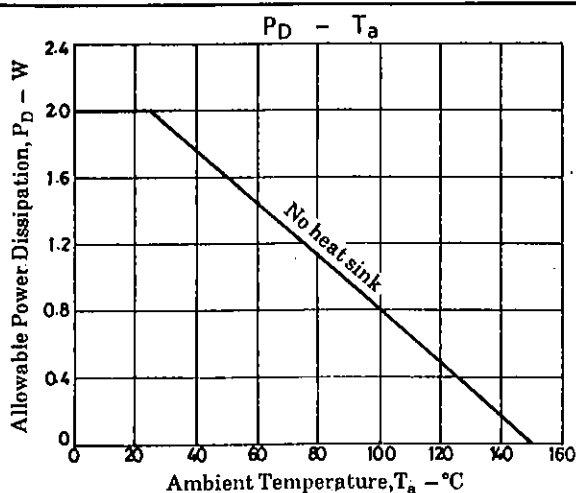
SANYO: TO-220ML



2SK1906



2SK1906



- No products described or contained herein are intended for use in surgical implants, life-support systems, aerospace equipment, nuclear power control systems, vehicles, disaster/crime-prevention equipment and the like, the failure of which may directly or indirectly cause injury, death or property loss.
- Anyone purchasing any products described or contained herein for an above-mentioned use shall:
 - ① Accept full responsibility and indemnify and defend SANYO ELECTRIC CO., LTD., its affiliates, subsidiaries and distributors and all their officers and employees, jointly and severally, against any and all claims and litigation and all damages, cost and expenses associated with such use:
 - ② Not impose any responsibility for any fault or negligence which may be cited in any such claim or litigation on SANYO ELECTRIC CO., LTD., its affiliates, subsidiaries and distributors or any of their officers and employees jointly or severally.
- Information (including circuit diagrams and circuit parameters) herein is for example only; it is not guaranteed for volume production. SANYO believes information herein is accurate and reliable, but no guarantees are made or implied regarding its use or any infringements of intellectual property rights or other rights of third parties.