

LOW VOLTAGE HIGH SPEED SWITCHING.

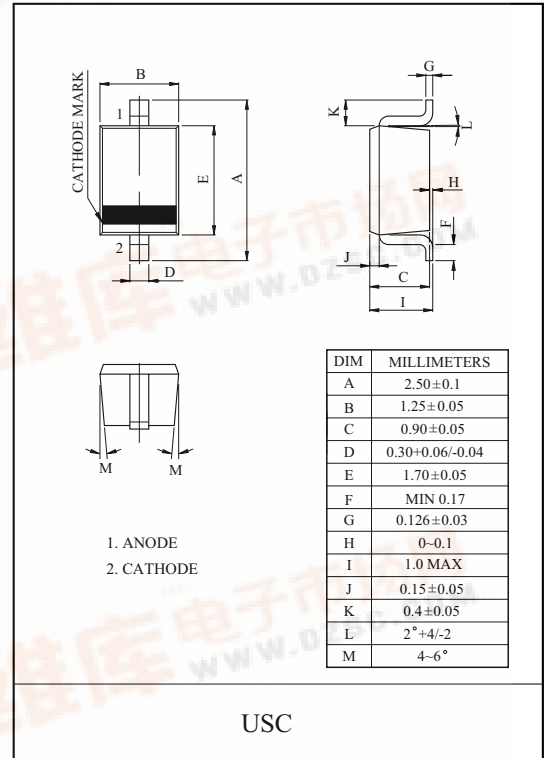
FEATURES

- Low Forward Voltage : $V_{F(2)}=0.43V$ (Typ.)
- Small Package : USC.

MAXIMUM RATING (Ta=25°C)

| CHARACTERISTIC | SYMBOL | RATING | UNIT |
|--------------------------------|-----------|-----------|------|
| Maximum (Peak) Reverse Voltage | V_{RM} | 40 | V |
| Reverse Voltage | V_R | 40 | V |
| Maximum (Peak) Forward Current | I_{FM} | 150 | mA |
| Average Forward Current | I_O | 30 | mA |
| Surge Current (10ms) | I_{FSM} | 200 | mA |
| Power Dissipation | P_D | 200* | mW |
| Junction Temperature | T_j | 125 | °C |
| Storage Temperature Range | T_{stg} | -55 ~ 125 | °C |

* : Mounted on a glass epoxy circuit board of 20 × 20mm, pad dimension of 4 × 4mm.



Marking

Type Name

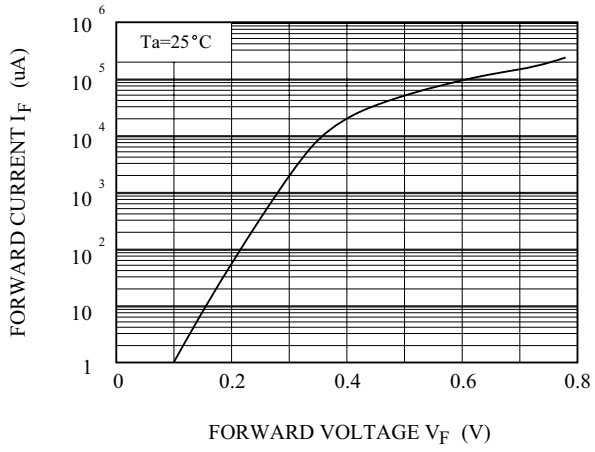


ELECTRICAL CHARACTERISTICS (Ta=25°C)

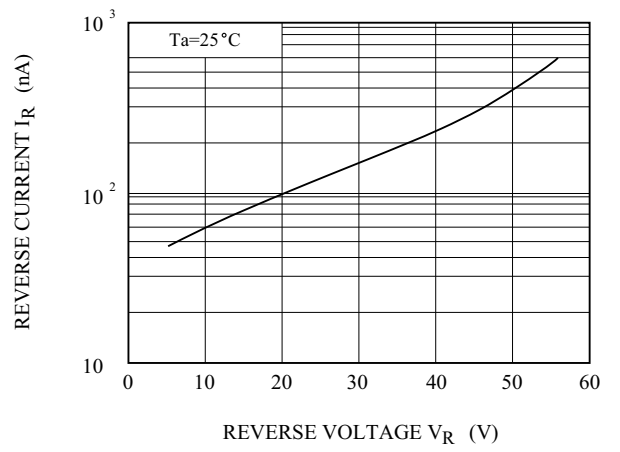
| CHARACTERISTIC | SYMBOL | TEST CONDITION | MIN. | TYP. | MAX. | UNIT |
|-------------------|------------|------------------|------|------|------|------|
| Forward Voltage | $V_{F(1)}$ | $I_F=1mA$ | - | 0.29 | 0.37 | V |
| | $V_{F(2)}$ | $I_F=30mA$ | - | 0.43 | 0.55 | |
| Reverse Current | I_R | $V_R=40V$ | - | - | 20 | μA |
| Total Capacitance | C_T | $V_R=1V, f=1MHz$ | - | 6.0 | - | pF |

KDR377

$I_F - V_F$



$I_R - V_R$



$C_T - V_R$

