

LOW VOLTAGE HIGH SPEED SWITCHING.

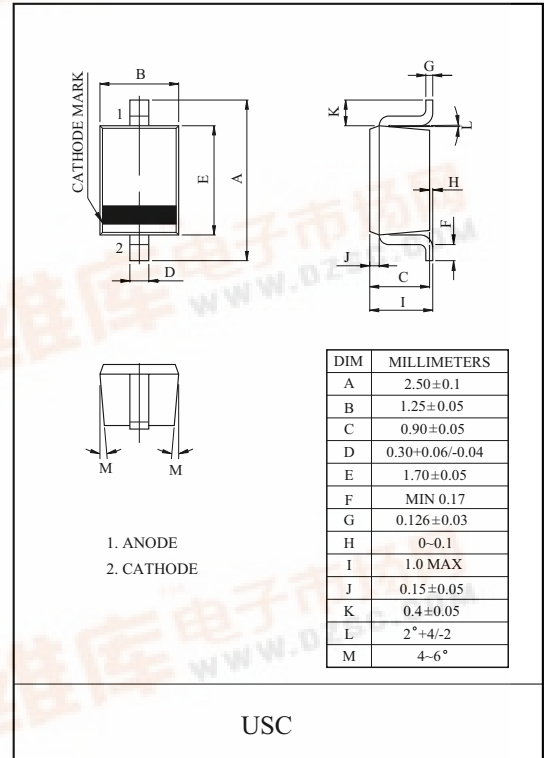
FEATURES

- Low Forward Voltage : $V_{F(4)}=0.43V$ (Typ.)
- $I_O=200mA$ rectification possible.
- Small Package : USC.

MAXIMUM RATING (Ta=25 °C)

CHARACTERISTIC	SYMBOL	RATING	UNIT
Maximum (Peak) Reverse Voltage	V_{RM}	30	V
Reverse Voltage	V_R	30	V
Maximum (Peak) Forward Current	I_{FM}	300	mA
Average Forward Current	I_O	200	mA
Surge Current (10ms)	I_{FSM}	1	A
Power Dissipation	P_D	200*	mW
Junction Temperature	T_j	125	°C
Storage Temperature Range	T_{stg}	-55 ~ 125	°C

* : Mounted on a glass epoxy circuit board of 20 × 20mm, pad dimension of 4 × 4mm.



Marking

Type Name

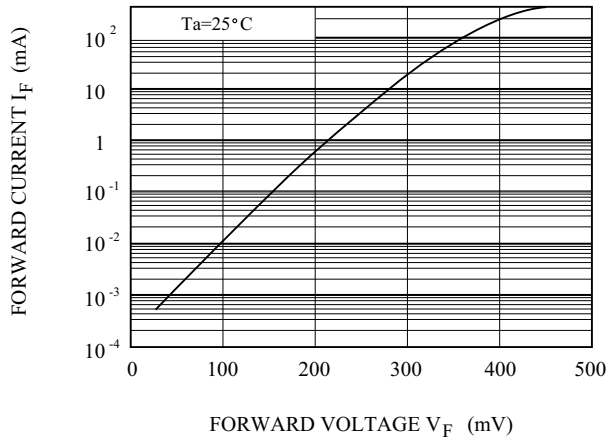


ELECTRICAL CHARACTERISTICS (Ta=25 °C)

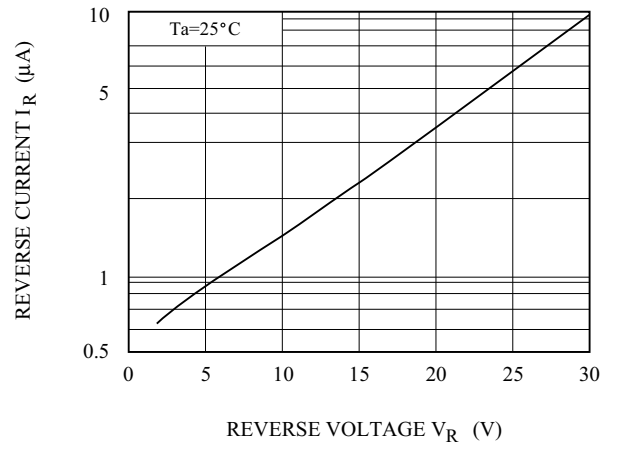
CHARACTERISTIC	SYMBOL	TEST CONDITION	MIN.	TYP.	MAX.	UNIT
Forward Voltage	$V_{F(1)}$	$I_F=1mA$	-	0.22	-	V
	$V_{F(2)}$	$I_F=10mA$	-	0.29	-	
	$V_{F(3)}$	$I_F=100mA$	-	0.38	-	
	$V_{F(4)}$	$I_F=200mA$	-	0.43	0.55	
Reverse Current	I_R	$V_R=30V$	-	-	50	μA
Total Capacitance	C_T	$V_R=0V, f=1MHz$	-	50	-	pF

KDR729

$I_F - V_F$



$I_R - V_R$



$C_T - V_R$

