

3.0x2.5mm SURFACE MOUNT LED LAMP

KPB-3025NSGC

PURE ORANGE

SUPER BRIGHT GREEN

Features

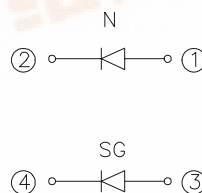
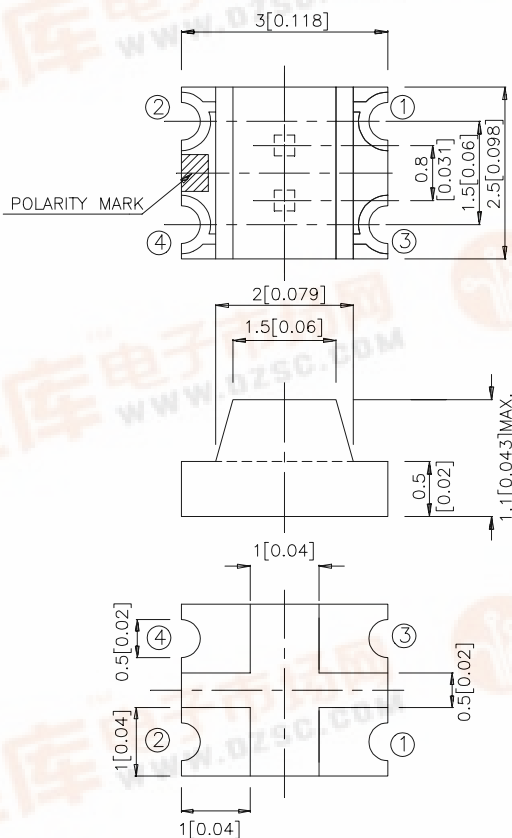
- 3.0mmx2.5mm SMT LED, 1.1mm THICKNESS.
- BI-COLOR, LOW POWER CONSUMPTION.
- WIDE VIEWING ANGLE.
- IDEAL FOR BACKLIGHT AND INDICATOR.
- VARIOUS COLORS AND LENS TYPES AVAILABLE.
- PACKAGE : 2000PCS / REEL.

Description

The Pure Orange source color devices are made with Gallium Arsenide Phosphide on Gallium Phosphide Pure Orange Light Emitting Diode.

The Super Bright Green source color devices are made with Gallium Phosphide Green Light Emitting Diode.

Package Dimensions



Notes:

1. All dimensions are in millimeters (inches).
2. Tolerance is $\pm 0.2 (0.0079)$ unless otherwise noted.
3. Specifications are subject to change without notice.



Selection Guide

Part No.	Dice	Lens Type	Iv (mcd) @ 20mA		Viewing Angle
			Min.	Typ.	2θ1/2
KPB-3025NSGC	PURE ORANGE (GaAsP/GaP)	WATER CLEAR	4	12	120°
	SUPER BRIGHT GREEN (GaP)		2.6	12	

Note:

1. $\theta_{1/2}$ is the angle from optical centerline where the luminous intensity is 1/2 the optical centerline value.

Electrical / Optical Characteristics at T_A=25°C

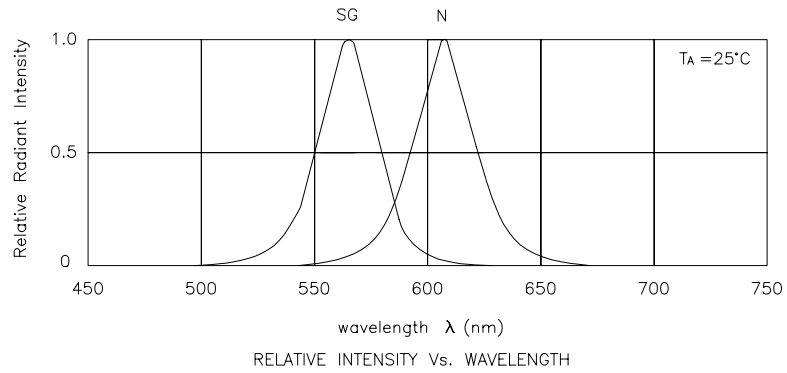
Symbol	Parameter	Device	Typ.	Max.	Units	Test Conditions
λ_{peak}	Peak Wavelength	Pure Orange Super Bright Green	607 565		nm	I _F = 20mA
λ_D	Dominate Wavelength	Pure Orange Super Bright Green	610 568		nm	I _F = 20mA
$\Delta\lambda_{1/2}$	Spectral Line Half-width	Pure Orange Super Bright Green	35 30		nm	I _F = 20mA
C	Capacitance	Pure Orange Super Bright Green	15 15		pF	V _F = 0V; f = 1MHz
V _F	Forward Voltage	Pure Orange Super Bright Green	2.05 2.2	2.5 2.5	V	I _F = 20mA
I _R	Reverse Current	All		10	uA	V _R = 5V

Absolute Maximum Ratings at T_A=25°C

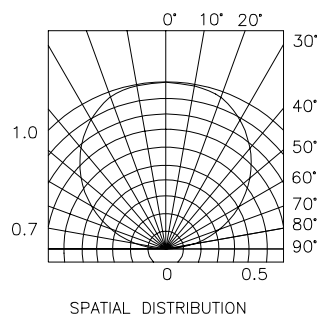
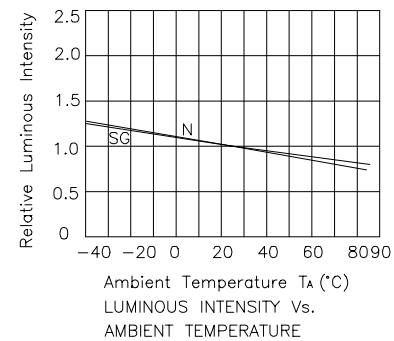
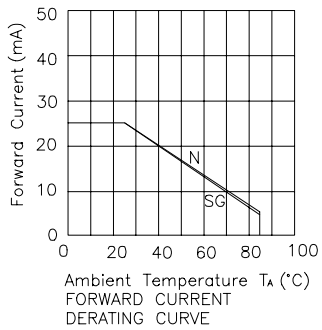
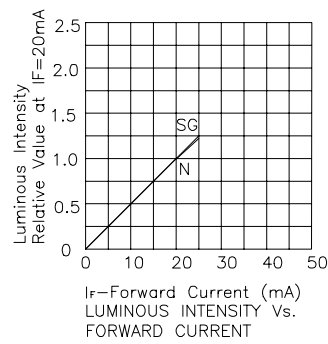
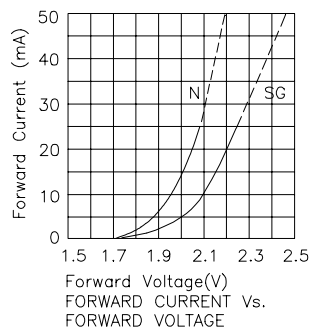
Parameter	Pure Orange	Super Bright Green	Units
Power dissipation	105	105	mW
DC Forward Current	25	25	mA
Peak Forward Current [1]	145	140	mA
Reverse Voltage	5	5	V
Operating/Storage Temperature	-40°C To +85°C		

Note:

1. 1/10 Duty Cycle, 0.1ms Pulse Width.



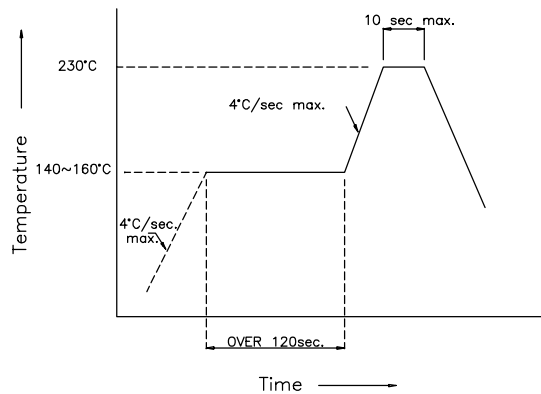
Pure Orange / Super Bright Green KP-B3025NSGC



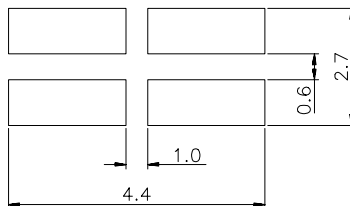
KPB-3025NSGC

SMT Reflow Soldering Instruction

Number of reflow process shall be less than 2 times and cooling process to normal temperature is required between first and second soldering process.



Recommended Soldering Pattern (Units : mm)



Tape Specifications (Units : mm)

