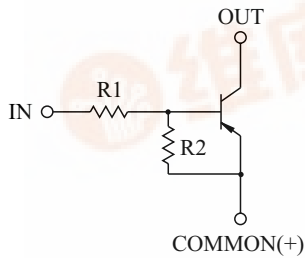


SWITCHING APPLICATION.  
INTERFACE CIRCUIT AND DRIVER CIRCUIT APPLICATION

#### FEATURES

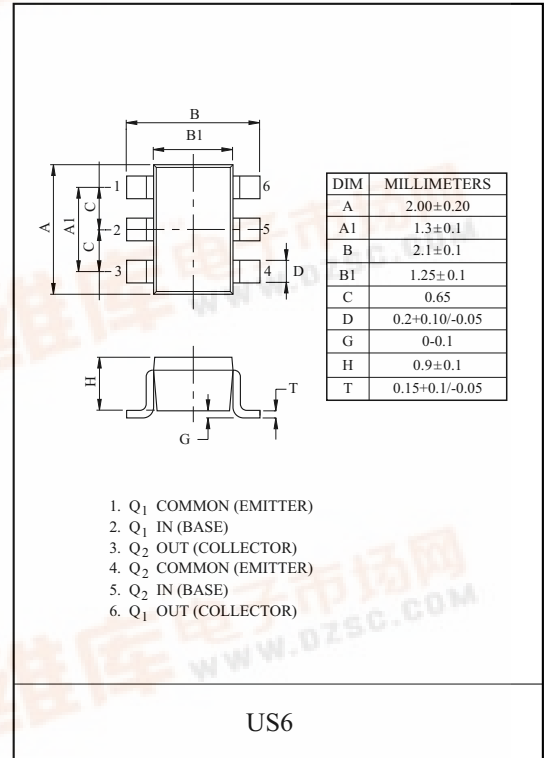
- With Built-in Bias Resistors.
- Simplify Circuit Design.
- Reduce a Quantity of Parts and Manufacturing Process.

#### EQUIVALENT CIRCUIT

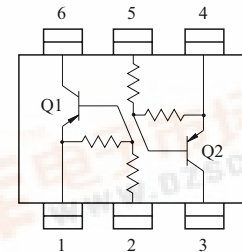


#### BIAS RESISTOR VALUES

TYPE NO.	R1(k $\Omega$ )	R2(k $\Omega$ )
KRA766U	1	10
KRA767U	2.2	2.2
KRA768U	2.2	10
KRA769U	4.7	10
KRA770U	10	4.7
KRA771U	47	10
KRA772U	100	100



#### EQUIVALENT CIRCUIT (TOP VIEW)



#### MAXIMUM RATING (Ta=25 °C)

CHARACTERISTIC		SYMBOL	RATING	UNIT
Output Voltage	KRA766U ~772U	V <sub>O</sub>	-50	V
Input Voltage	KRA766U	V <sub>I</sub>	-10, 5	V
	KRA767U		-12, 10	
	KRA768U		-12, 5	
	KRA769U		-20, 7	
	KRA770U		-30, 10	
	KRA771U		-40, 15	
	KRA772U		-40, 10	
Output Current	KRA766U ~772U	I <sub>O</sub>	-100	mA
Power Dissipation		P <sub>D</sub> *	200	mW
Junction Temperature		T <sub>j</sub>	150	°C
Storage Temperature Range		T <sub>stg</sub>	-55 ~ 150	°C

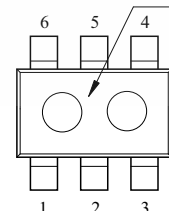
\* : Total Rating.

#### MARK SPEC

TYPE	KRA766U	KRA767U	KRA768U	KRA769U	KRA770U	KRA771U	KRA772U
MARK	P2	P4	P5	P6	P7	P8	P9

#### Marking

#### Type Name



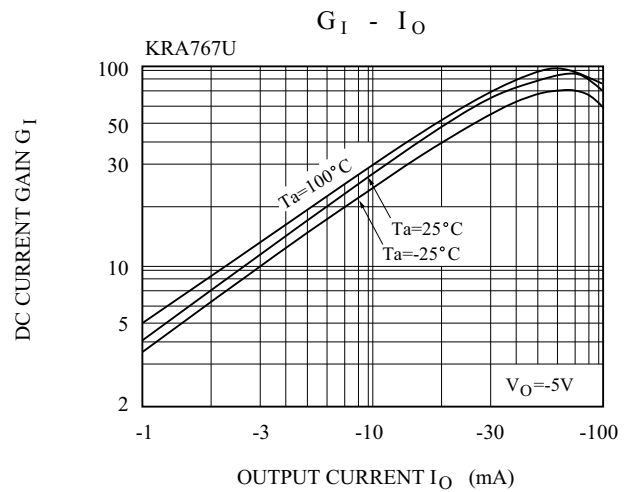
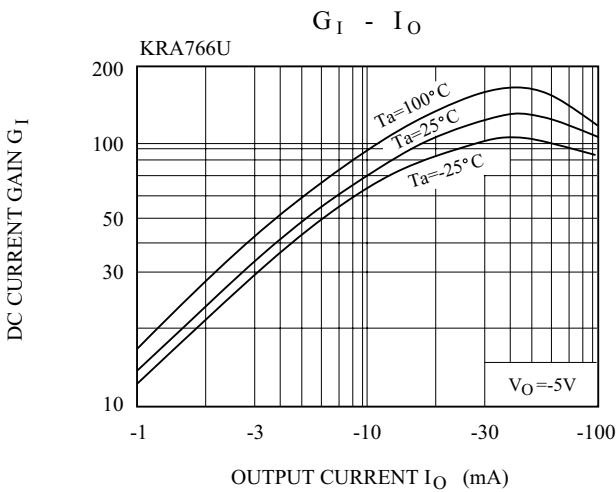
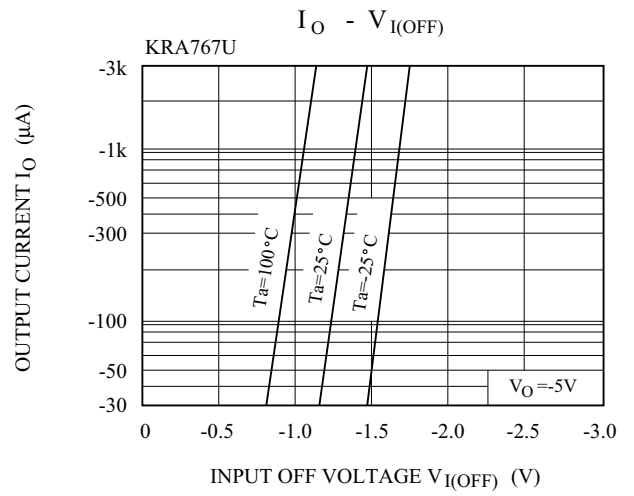
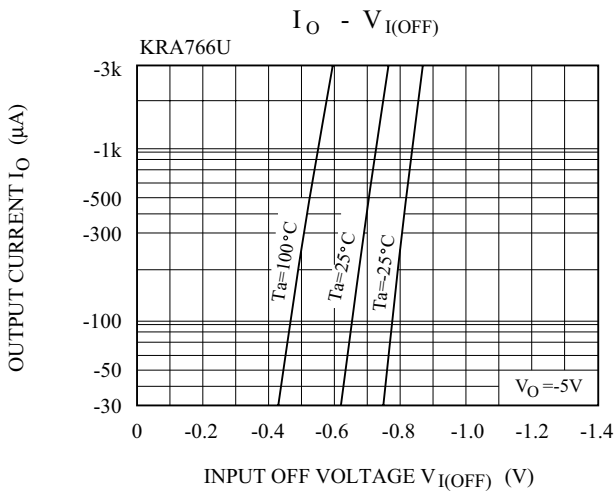
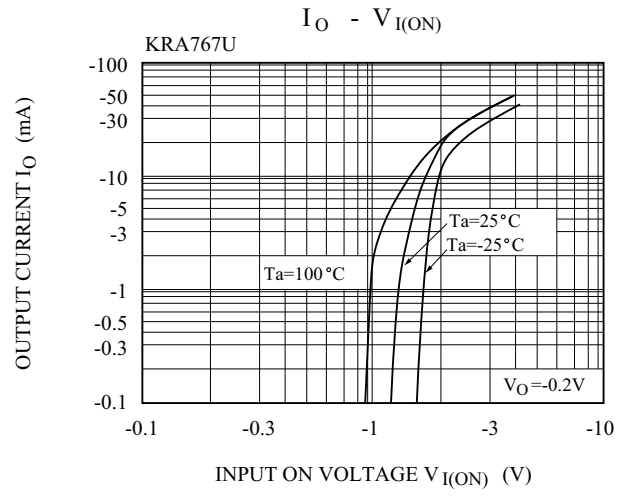
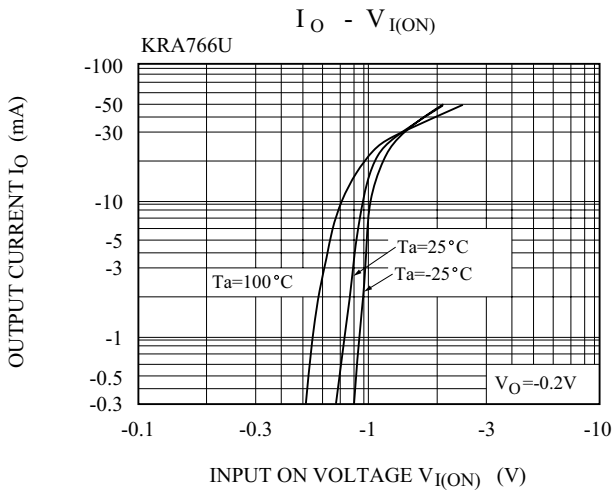
# KRA766U-KRA772U

## ELECTRICAL CHARACTERISTICS (Ta=25 °C)

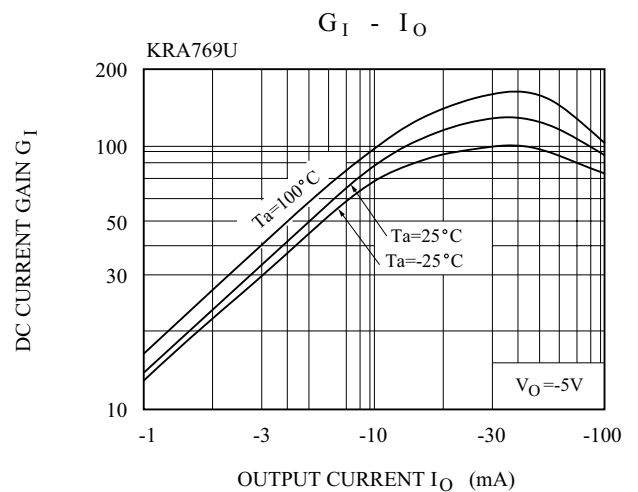
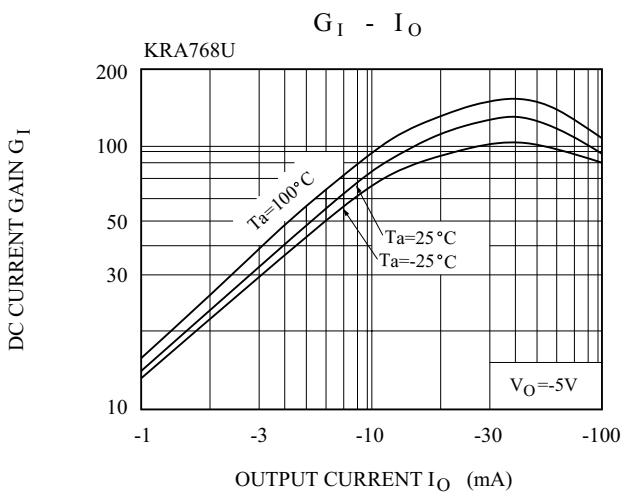
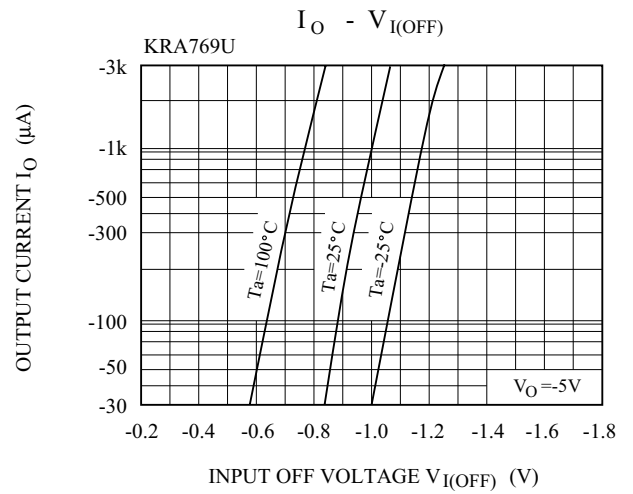
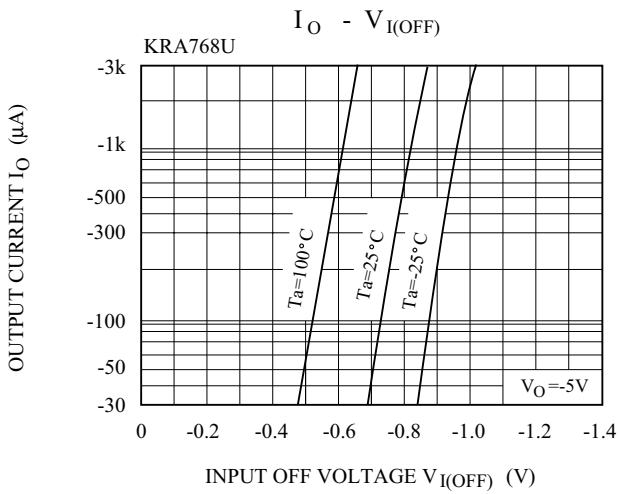
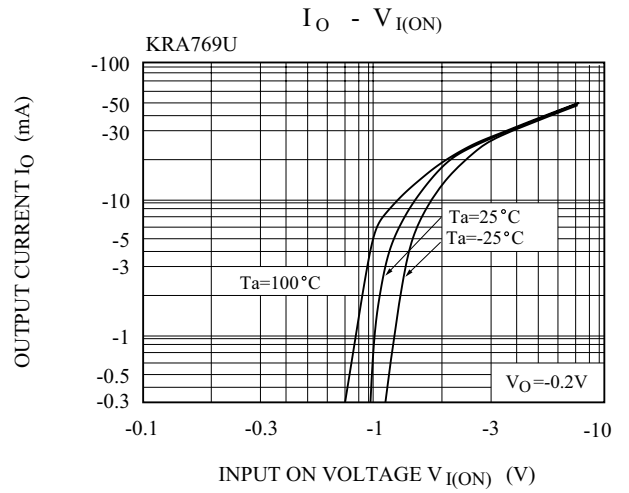
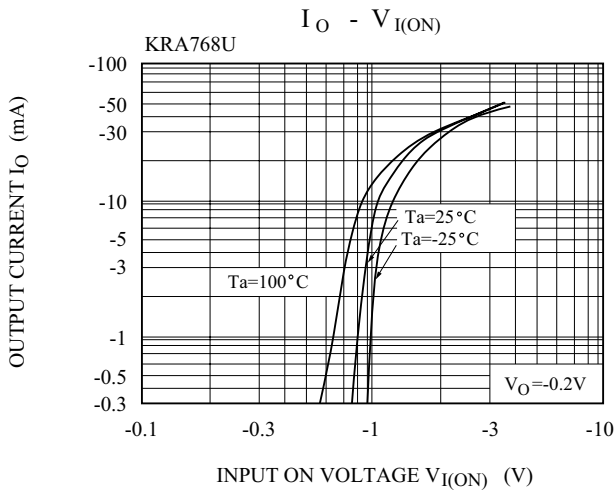
CHARACTERISTIC		SYMBOL	TEST CONDITION	MIN.	TYP.	MAX.	UNIT
Output Cut-off Current	KRA766U ~ 772U	$I_{O(OFF)}$	$V_O=-50V, V_I=0$	-	-	-500	nA
DC Current Gain	KRA766U	$G_I$	$V_O=-5V, I_O=-5mA$	33	-	-	
	KRA767U		$V_O=-5V, I_O=-20mA$	20	-	-	
	KRA768U		$V_O=-5V, I_O=-10mA$	33	-	-	
	KRA769U		$V_O=-5V, I_O=-10mA$	30	-	-	
	KRA770U		$V_O=-5V, I_O=-10mA$	24	-	-	
	KRA771U		$V_O=-5V, I_O=-5mA$	33	-	-	
	KRA772U		$V_O=-5V, I_O=-5mA$	62	-	-	
Output Voltage	KRA766U	$V_{O(ON)}$	$I_O=-10mA, I_I=-0.5mA$	-	-	-0.3	V
	KRA767U		$I_O=-10mA, I_I=-0.5mA$	-	-0.1	-0.3	
	KRA768U		$I_O=-10mA, I_I=-0.5mA$	-	-	-0.3	
	KRA769U		$I_O=-10mA, I_I=-0.5mA$	-	-0.1	-0.3	
	KRA770U		$I_O=-10mA, I_I=-0.5mA$	-	-0.1	-0.3	
	KRA771U		$I_O=-10mA, I_I=-0.5mA$	-	-0.1	-0.3	
	KRA772U		$I_O=-5mA, I_I=-0.25mA$	-	-0.1	-0.3	
Input Voltage (ON)	KRA766U	$V_{I(ON)}$	$V_O=-0.3V, I_O=-20mA$	-	-0.98	-3	V
	KRA767U		$V_O=-0.3V, I_O=-20mA$	-	-1.83	-3	
	KRA768U		$V_O=-0.3V, I_O=-20mA$	-	-1.22	-3	
	KRA769U		$V_O=-0.3V, I_O=-20mA$	-	-1.76	-2.5	
	KRA770U		$V_O=-0.3V, I_O=-2mA$	-	-2	-3	
	KRA771U		$V_O=-0.3V, I_O=-2mA$	-	-3.9	-5	
	KRA772U		$V_O=-0.3V, I_O=-1mA$	-	-1.64	-3	
Input Voltage (OFF)	KRA766U	$V_{I(OFF)}$	$V_{CC}=-5V, I_O=-100\mu A$	-0.3	-0.63	-	V
	KRA767U			-0.5	-1.15	-	
	KRA768U			-0.3	-0.67	-	
	KRA769U			-0.3	-0.82	-	
	KRA770U			-0.8	-1.68	-	
	KRA771U			-1	-3.09	-	
	KRA772U			-0.5	-1.17	-	
Transition Frequency	KRA766U ~ 772U	$f_T^*$	$V_O=-10V, I_O=-5mA$	-	250	-	MHz
Input Current	KRA766U	$I_I$	$V_I=-5V$	-	-	-7.2	mA
	KRA767U			-	-	-3.8	
	KRA768U			-	-	-3.8	
	KRA769U			-	-	-1.8	
	KRA770U			-	-	-0.88	
	KRA771U			-	-	-0.16	
	KRA772U			-	-	-0.15	

Note : \* Characteristic of Transistor Only.

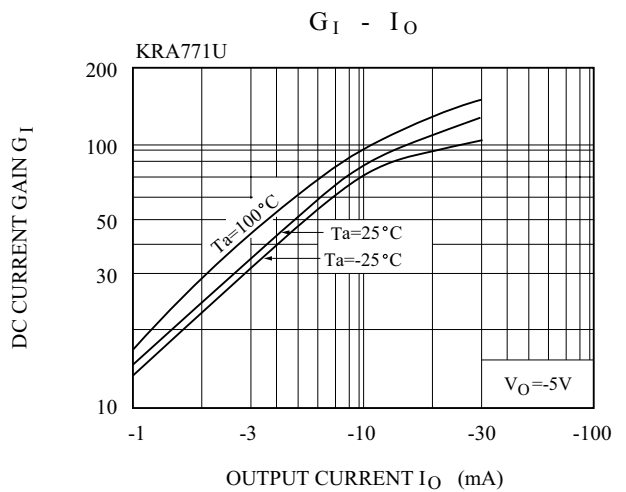
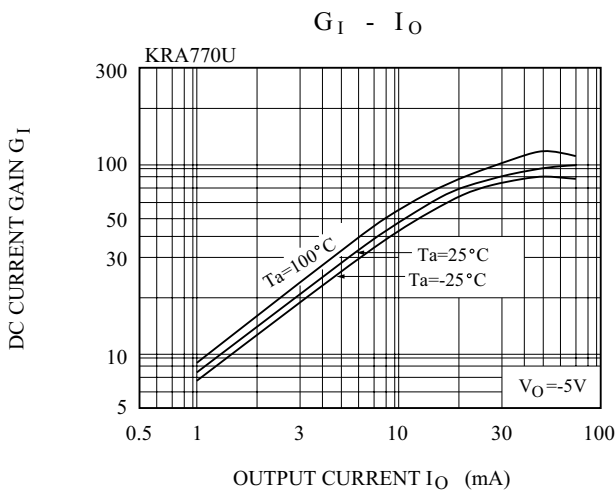
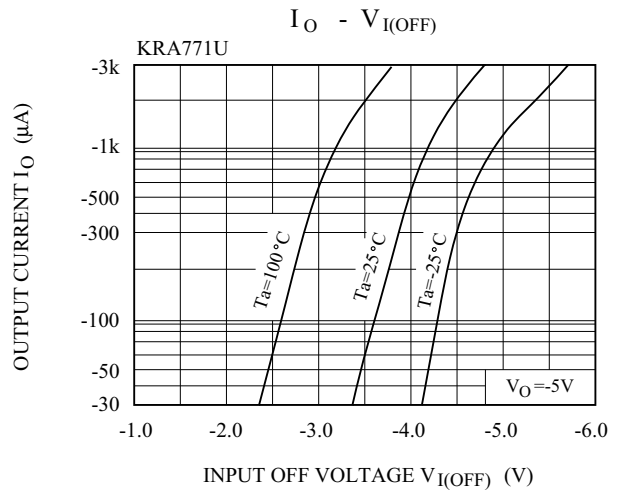
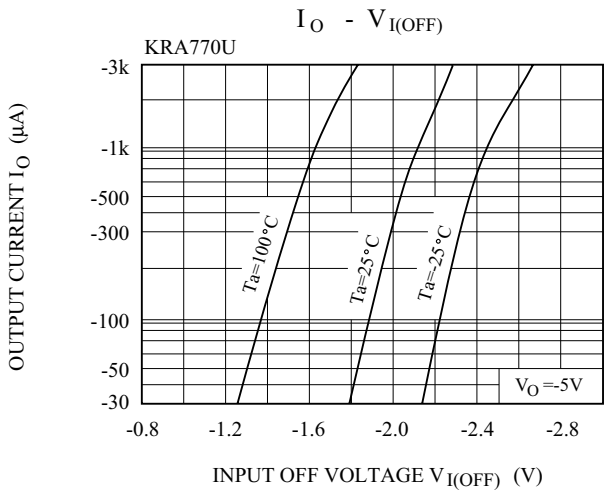
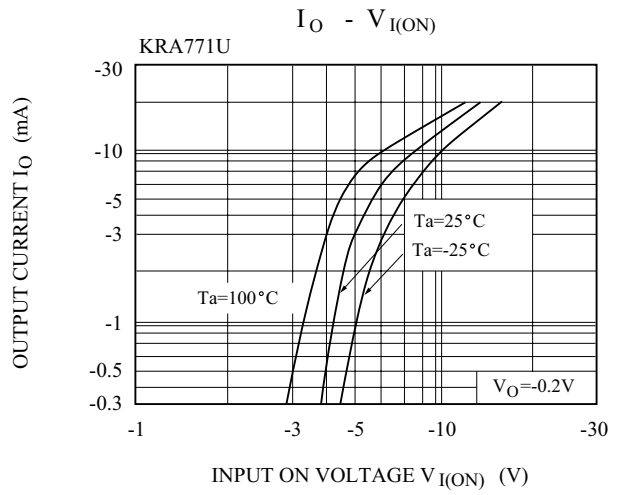
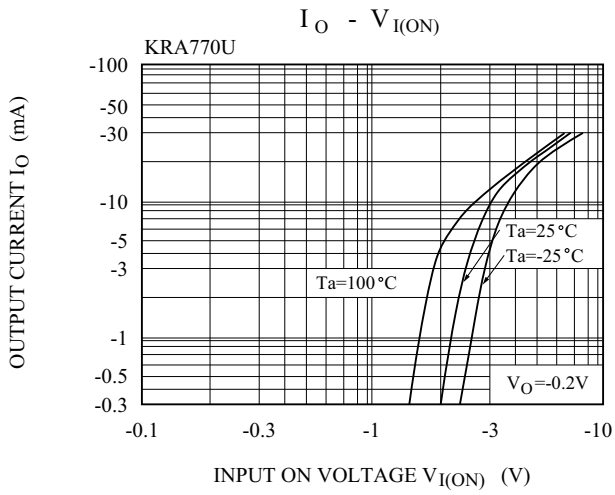
# KRA766U-KRA772U



# KRA766U-KRA772U



# KRA766U-KRA772U



# KRA766U-KRA772U

