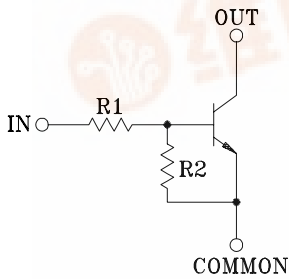


HIGH CURRENT SWITCHING APPLICATION,
INTERFACE CIRCUIT AND DRIVER CIRCUIT APPLICATION.

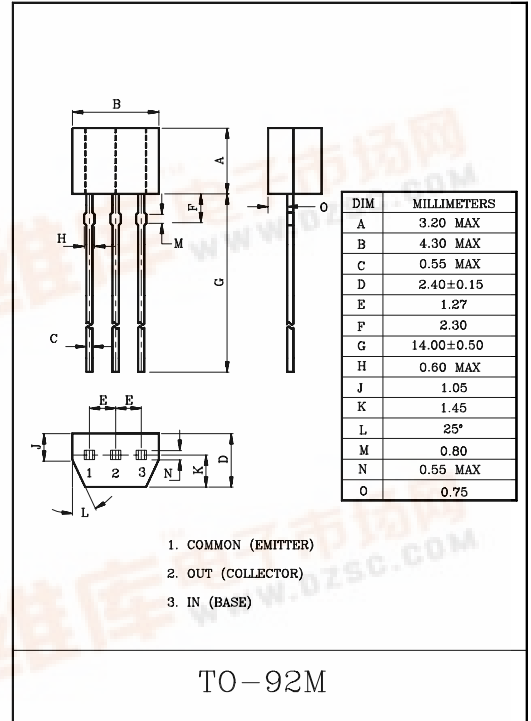
FEATURES

- With Built-in Bias Resistors.
- Simplify Circuit Design.
- Reduce a Quantity of Parts and Manufacturing Process.
- High Output Current : 800mA.

EQUIVALENT CIRCUIT



TYPE NO.	R1(kΩ)	R2(kΩ)
KRC241M	1	1
KRC242M	2.2	2.2
KRC243M	4.7	4.7
KRC244M	10	10
KRC245M	1	10
KRC246M	2.2	10



MAXIMUM RATINGS (Ta=25°C)

CHARACTERISTIC		SYMBOL	RATING	UNIT
Output Voltage	KRC241M ~ 246M	V_o	50	V
Input Voltage	KRC241M	V_i	10, -10	V
	KRC242M		12, -10	
	KRC243M		20, -10	
	KRC244M		30, -10	
	KRC245M		10, -5	
	KRC246M		12, -6	
Output Current		I_o	800	mA
Power Dissipation	KRC241M ~ 246M	P_D	400	mW
Junction Temperature		T_j	150	°C
Storage Temperature Range		T_{stg}	-55~150	°C

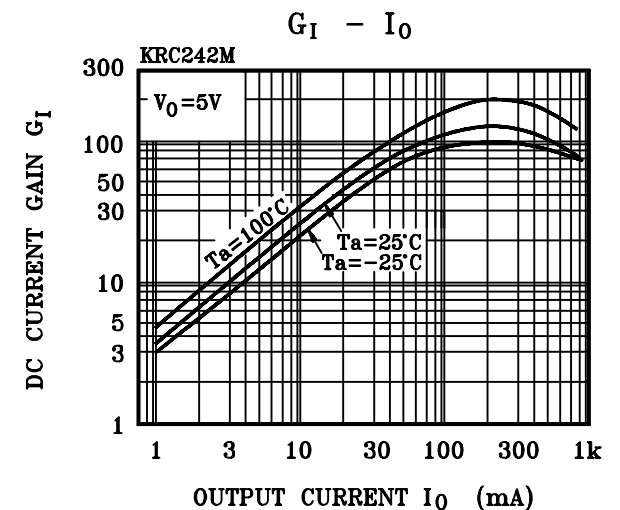
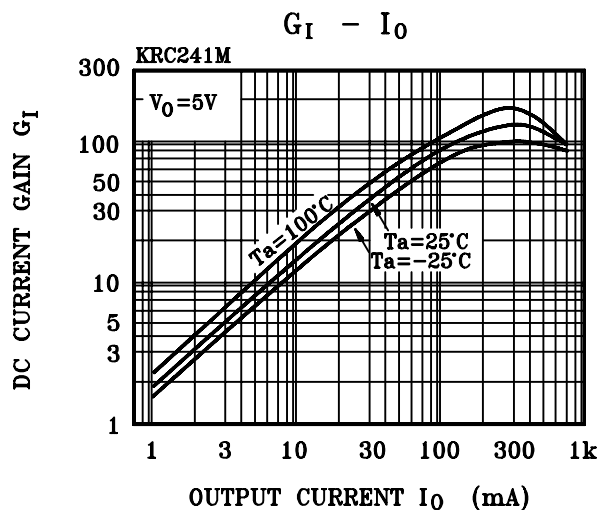
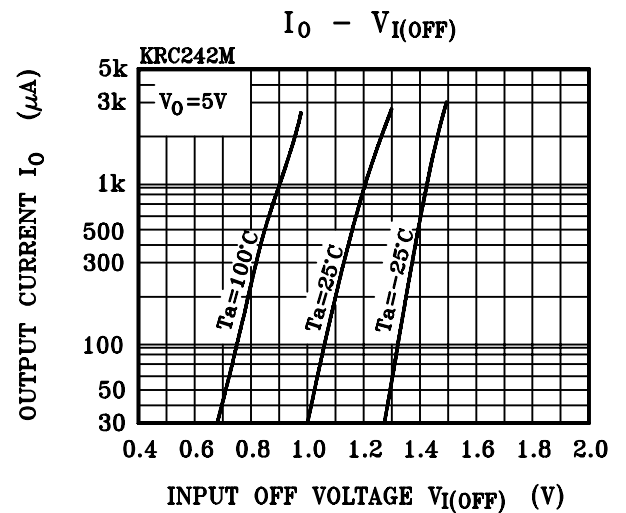
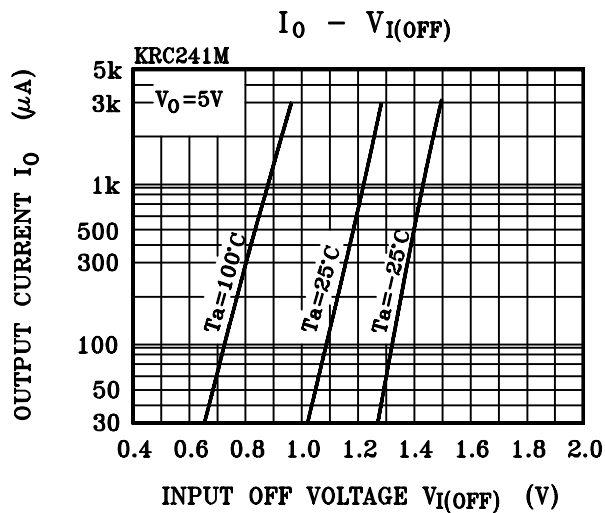
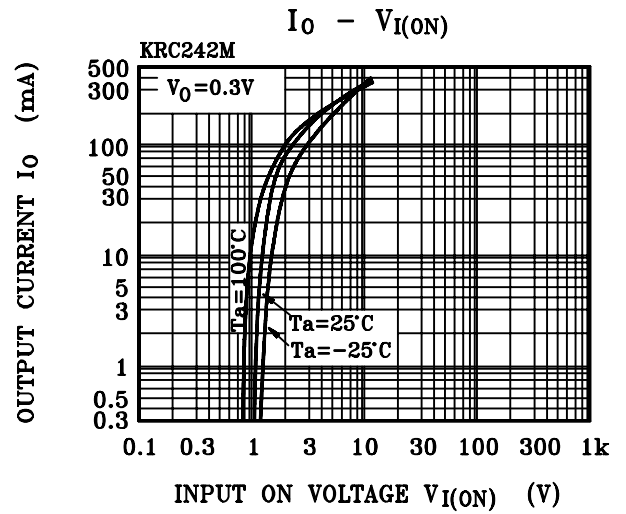
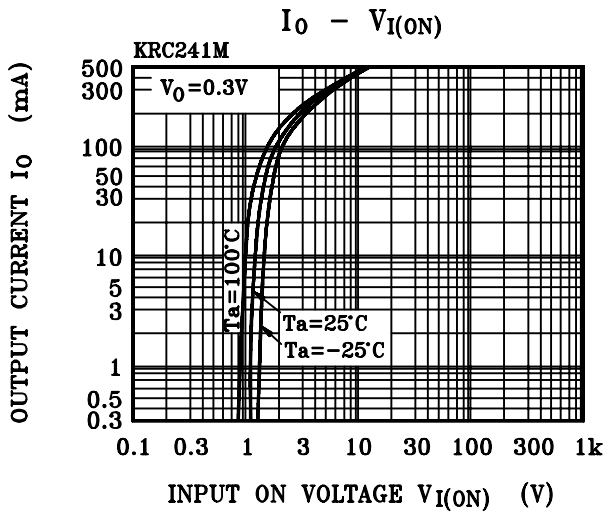
KRC241M ~ KRC246M

ELECTRICAL CHARACTERISTICS (Ta=25°C)

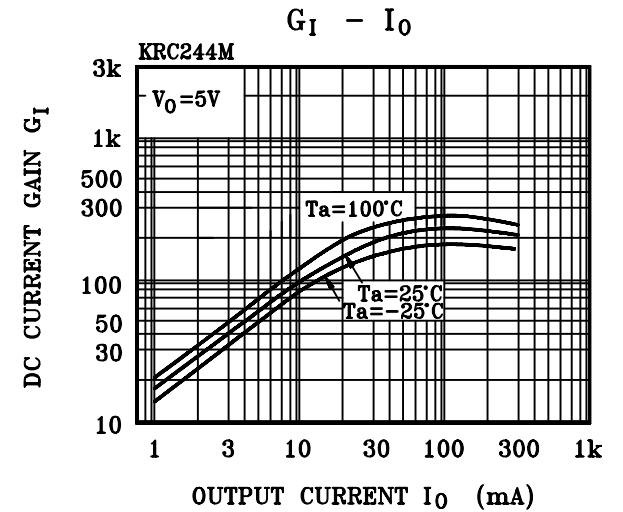
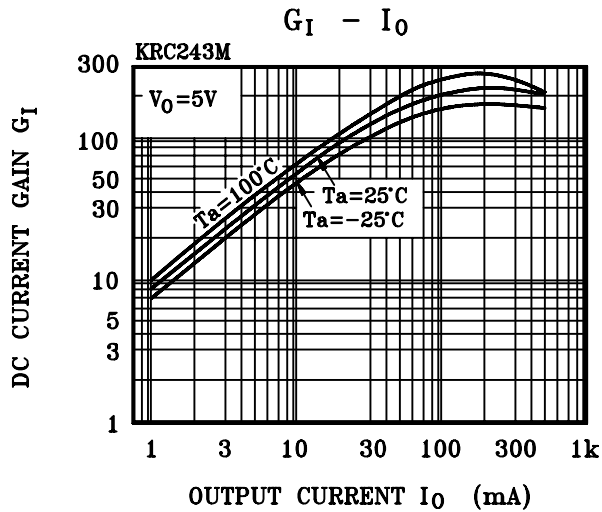
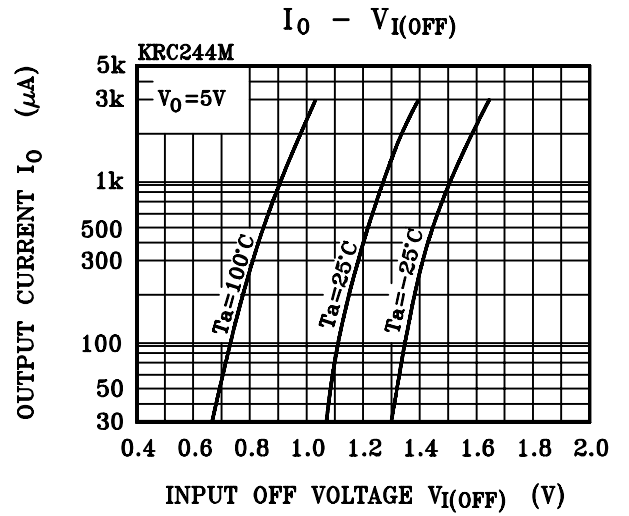
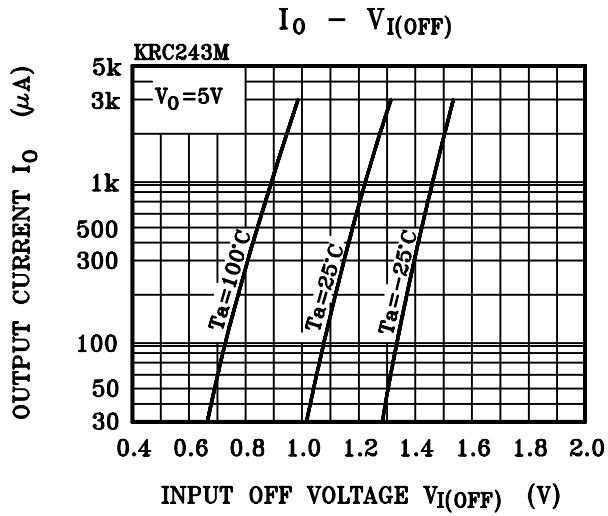
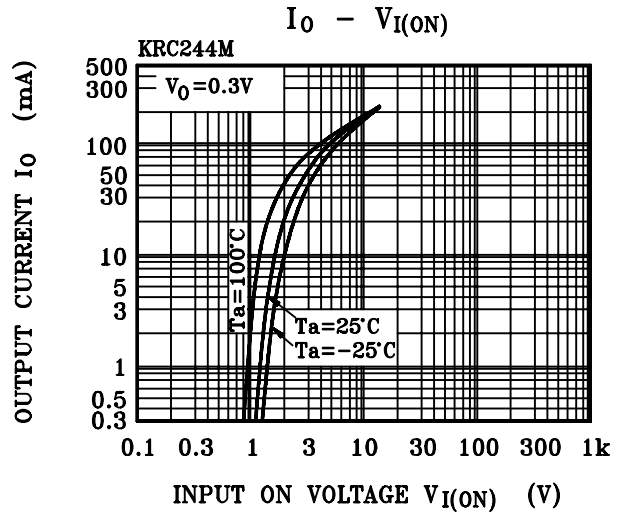
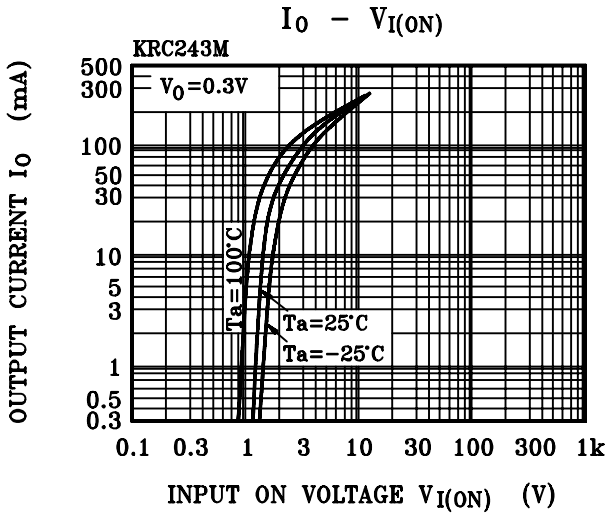
CHARACTERISTIC		SYMBOL	TEST CONDITION	MIN.	TYP.	MAX.	UNIT
Output Cut-off Current	KRC241M~246M	$I_{O(OFF)}$	$V_0=30V, V_1=0$	-	-	-10	μA
DC Current Gain	KRC241M	G_I	$V_0=5V, I_0=50mA$	33	-	-	
	KRC242M			39	-	-	
	KRC243M			47	-	-	
	KRC244M			56	-	-	
	KRC245M			56	-	-	
	KRC246M			56	-	-	
Output Voltage	KRC241M~246M	$V_{O(ON)}$	$I_0=50mA, I_1=2.5mA$	-	0.1	0.3	V
Input Voltage (ON)	KRC241M	$V_{I(ON)}$	$V_0=0.3V, I_0=20mA$	-	-	3.0	V
	KRC242M			-	-	3.0	
	KRC243M			-	-	3.0	
	KRC244M			-	-	3.0	
	KRC245M			-	-	3.0	
	KRC246M			-	-	2.0	
Input Voltage (OFF)	KRC241M~244M	$V_{I(OFF)}$	$V_0=5V, I_0=0.1mA$	0.5	-	-	V
	KRC245M~246M			0.3	-	-	
Transition Frequency	KRC241M~246M	f_T^*	$V_0=10V, I_0=5mA, f=100MHz$	-	200	-	MHz
Input Current	KRC241M	I_I	$V_1=5V$	-	-	7.2	mA
	KRC242M			-	-	3.8	
	KRC243M			-	-	1.8	
	KRC244M			-	-	0.88	
	KRC245M			-	-	7.2	
	KRC246M			-	-	3.6	

Note : *Characteristic of Transistor Only

KRC241M ~ KRC246M



KRC241M ~ KRC246M



KRC241M ~ KRC246M

