
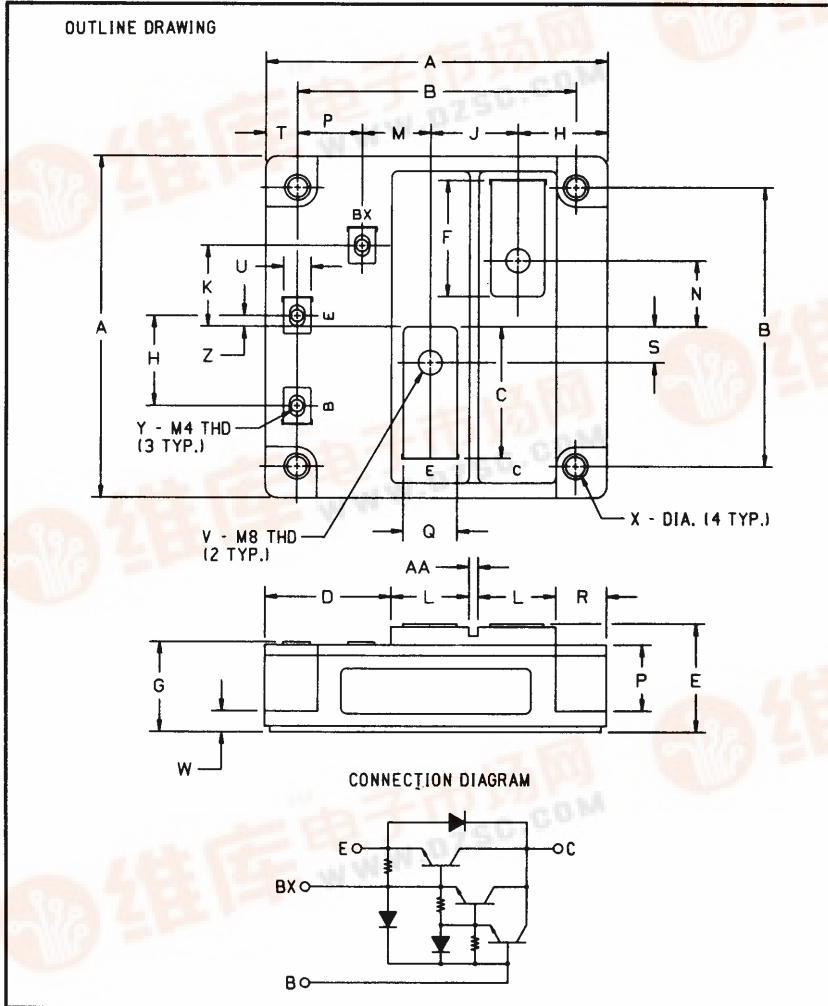




Powerex, Inc., 200 Hillis Street, Youngwood, Pennsylvania 15697-1800 (412) 925-7272

KS621260

Single Darlington Transistor Module 600 Amperes/1200 Volts



Description:

The Powerex Single Darlington Transistor Modules are high power devices designed for use in switching applications. The modules are isolated, consisting of one Darlington Transistor with a reverse parallel connected high-speed diode and base-to-emitter speed-up diode.

Features:

- Isolated Mounting
- Planar Chips
- Discrete Fast Recovery Feedback Diode
- High Gain (h_{FE})
- Base-Emitter Speed-up Diode

Applications:

- Inverters
- DC Motor Control
- Switching Power Supplies
- AC Motor Control

Ordering Information:

Example: Select the complete eight digit module part number you desire from the table - i.e. KS621260 is a 1200 Volt, 600 Ampere Single Darlington Module.

Outline Drawing

Dimensions	Inches	Millimeters
A	4.488	114
B	3.661 ± 0.012	93 ± 0.3
C	1.654	42
D	1.417 Max.	36 Max.
E	1.181 Max.	30 Max.
F	1.181	30
G	1.142	29
H	1.063	27
J	1.024	26
K	0.906	23
L	0.866	22

Dimensions	Inches	Millimeters
M	0.846	21.5
N	0.709	18
P	0.669	17
Q	0.472	12
R	0.413	10.5
S	0.354	9
T	M8 Metric	M8
U	0.276	7
V	0.256 Dia.	6.5 Dia.
W	M4 Metric	M4
X	0.118	3

Type	$V_{CE0(sus)}$ Volts (X 100)	Current Rating Amperes (X 10)
KS62	12	60



Powerex, Inc., 200 Hillis Street, Youngwood, Pennsylvania 15697-1800 (412) 925-7272

KS621260
Single Darlington Transistor Module
600 Amperes/1200 Volts

Absolute Maximum Ratings, $T_J = 25^\circ\text{C}$ unless otherwise specified

Ratings	Symbol	KS621260	Units
Junction Temperature	T_J	-40 to 150	$^\circ\text{C}$
Storage Temperature	T_{stg}	-40 to 125	$^\circ\text{C}$
Collector-Emitter Sustaining Voltage, $V_{BE} = -2\text{V}$	$V_{CEV(sus)}$	1200	Volts
Collector-Base Voltage	V_{CBO}	1200	Volts
Emitter-Base Voltage	V_{EBO}	7	Volts
Collector-Emitter Voltage	V_{CEV}	1200	Volts
Continuous Collector Current	I_C	600	Amperes
Diode Forward Current	I_{FM}	600	Amperes
Continuous Base Current	I_B	30	Amperes
Diode Surge Current	I_{FSM}	6000	Amperes
Power Dissipation	P_T	3500	Watts
Max. Mounting Torque M8 Terminal Screws (E, C)	-	95	in.-lb.
Max. Mounting Torque M4 Terminal Screws (B, Bx, E)	-	12	in.-lb.
Max. Mounting Torque M6 Mounting Screws	-	26	in.-lb.
Modular Weight (Typical)	-	1100	Grams
V Isolation	V_{RMS}	2500	Volts

Electrical Characteristics, $T_J = 25^\circ\text{C}$ unless otherwise specified

Characteristics	Symbol	Test Conditions	Min.	Typ.	Max.	Units
Collector Cutoff Current	I_{CEV}	$V_{CE} = 1200\text{V}, V_{BE} = -2\text{V}$	-	-	8	mA
Emitter Cutoff Current	I_{EBO}	$V_{EB} = 7\text{V}$	-	-	800	mA
DC Current Gain	h_{FE}	$I_C = 600\text{A}, V_{CE} = 5.0\text{V}$	75	-	-	-
Diode Forward Voltage	V_{FM}	$I_{FM} = 600\text{A}$	-	-	1.8	Volts
Collector-Emitter Saturation Voltage	$V_{CE(sat)}$	$I_C = 600\text{A}, I_B = 12.0\text{A}$	-	-	3.0	Volts
Base-Emitter Saturation Voltage	$V_{BE(sat)}$	$I_C = 600\text{A}, I_B = 12.0\text{A}$	-	-	3.5	Volts
Resistive Turn-on	t_{on}	$V_{CC} = 600\text{V}$	-	-	3.0	μs
Load Storage Time	t_s	$I_C = 600\text{A}$	-	-	16	μs
Switch Times Fall Time	t_f	$I_{B1} = -I_{B2} = 12.0\text{A}$	-	-	3.0	μs

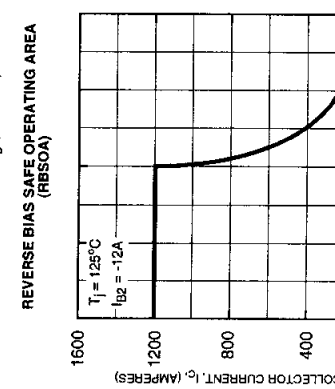
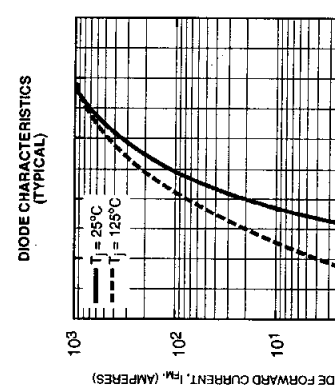
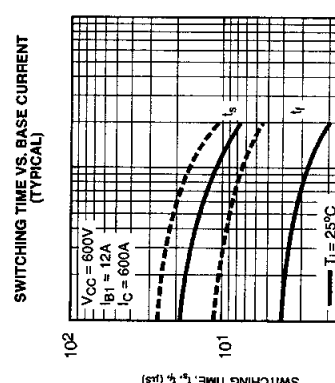
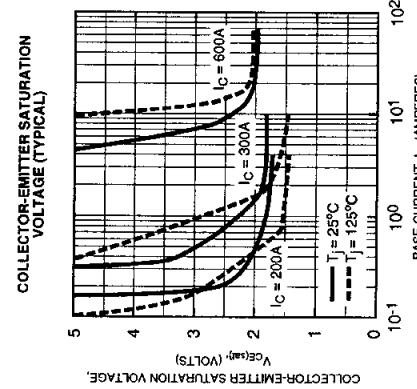
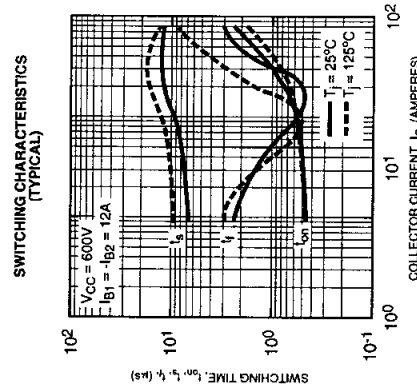
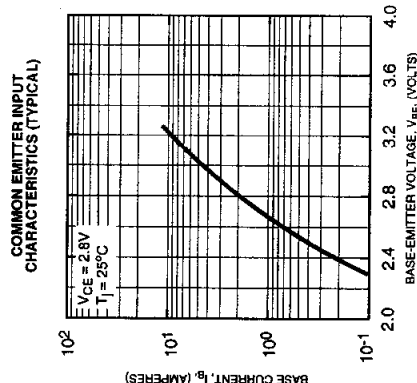
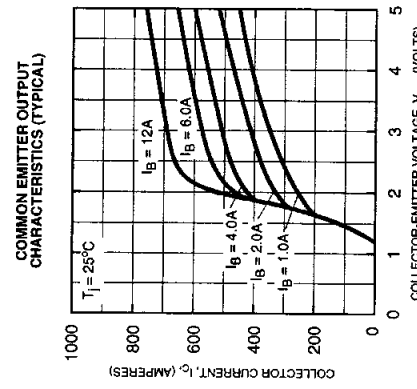
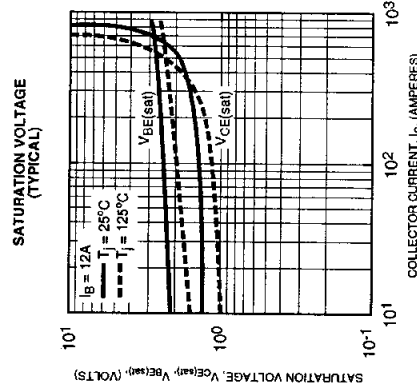
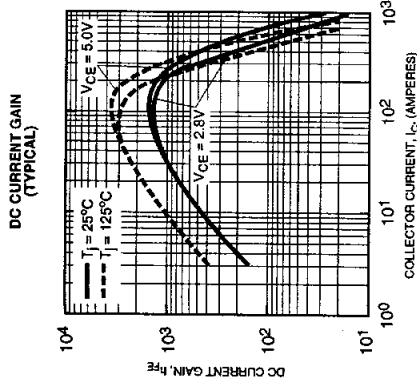
Thermal and Mechanical Characteristics, $T_J = 25^\circ\text{C}$ unless otherwise specified

Characteristics	Symbol	Test Conditions	Min.	Typ.	Max.	Units
-----------------	--------	-----------------	------	------	------	-------



Powerex, Inc., 200 Hillis Street, Youngwood, Pennsylvania 15697-1800 (412) 925-7272

KS621260
Single Darlington Transistor Module
600 Amperes/1200 Volts





Powerex, Inc., 200 Hillis Street, Youngwood, Pennsylvania 15697-1800 (412) 925-7272

KS621260
Single Darlington Transistor Module
 600 Amperes/1200 Volts

