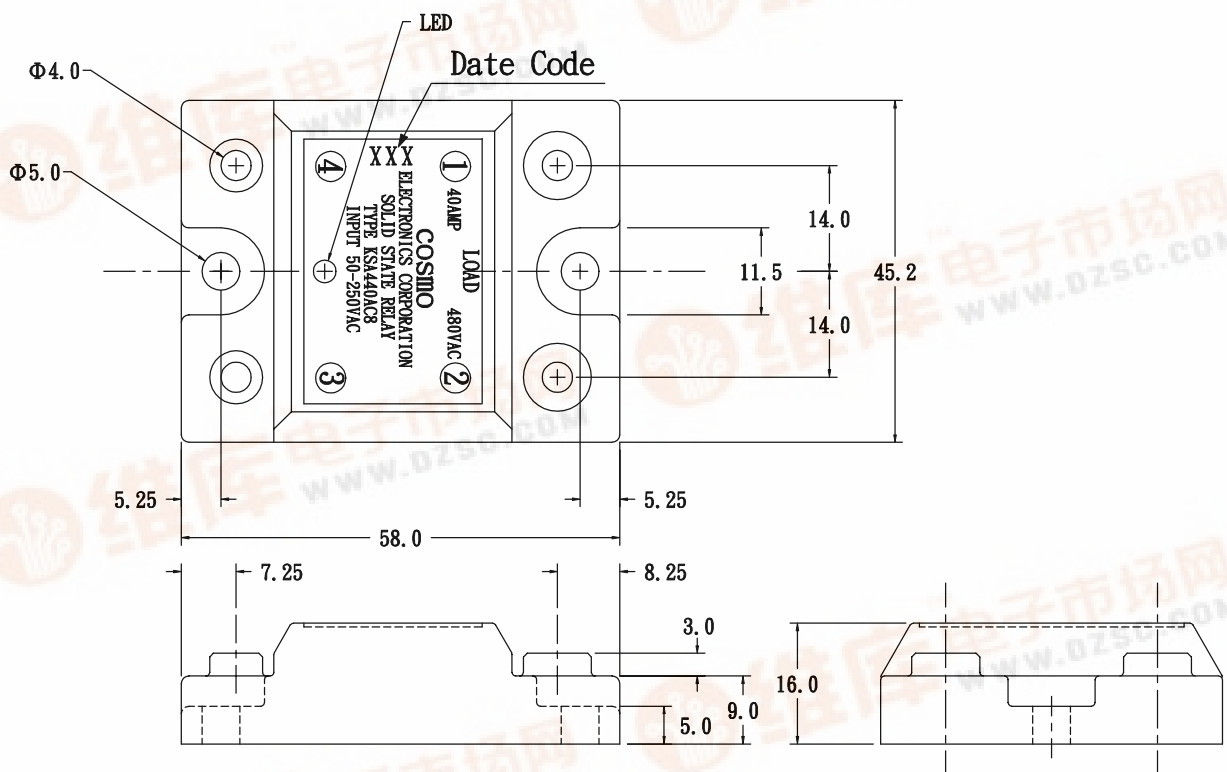


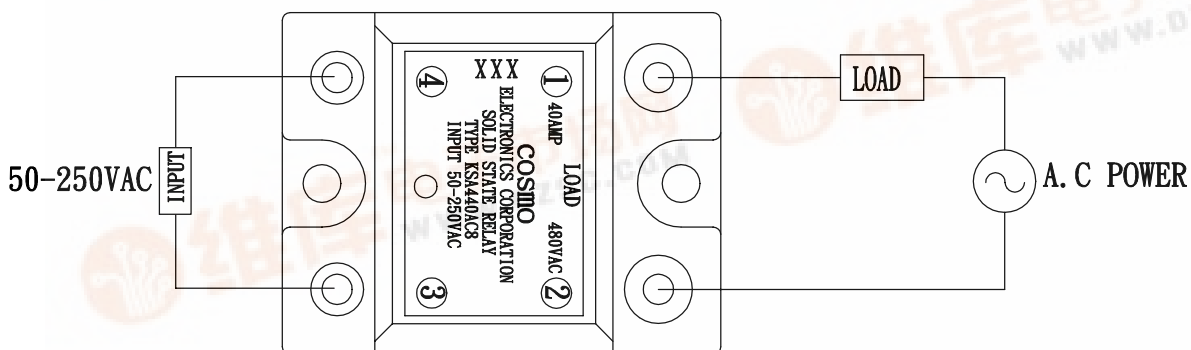
PRODUCT SPECIFICATION

COSMO ELECTRONICS CORPORATION	SOLID STATE RELAY: KSA440AC8	SHEET 1 OF 2
---	---	---------------------

1. OUTSIDE DIMENSION : UNIT (mm)



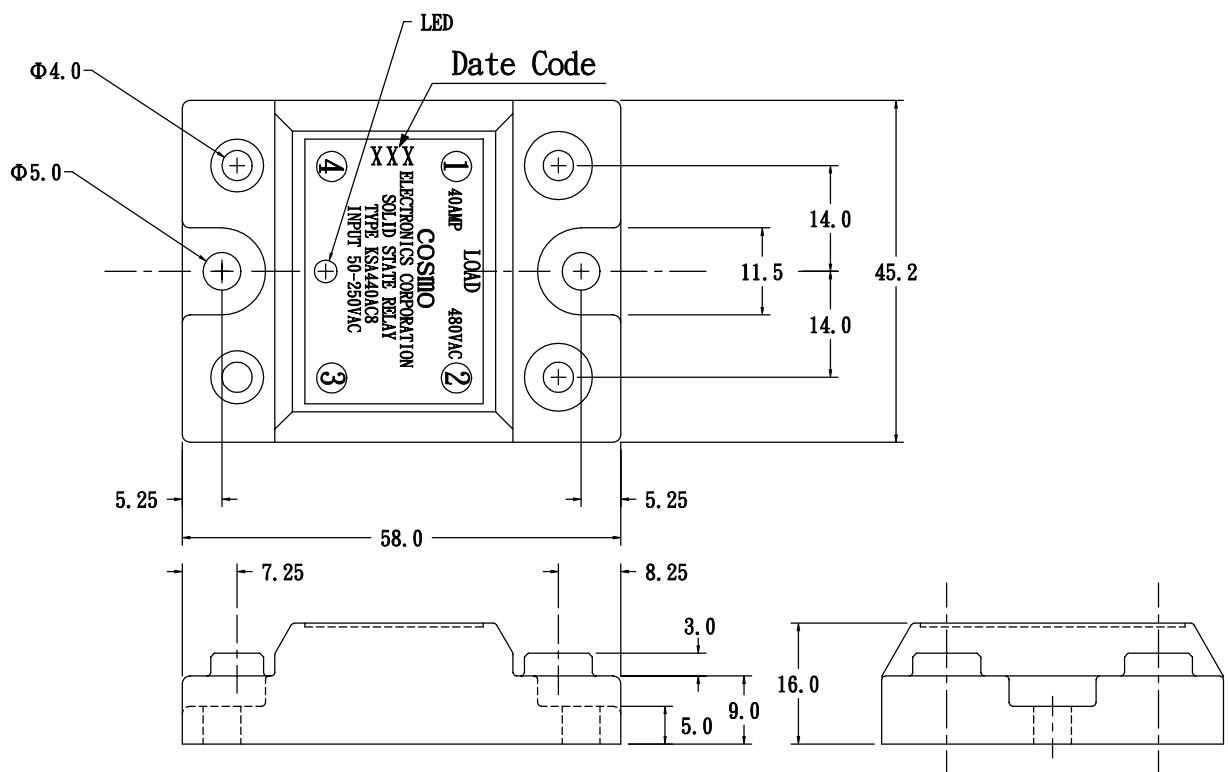
2. SCHEMATIC : TOP VIEW



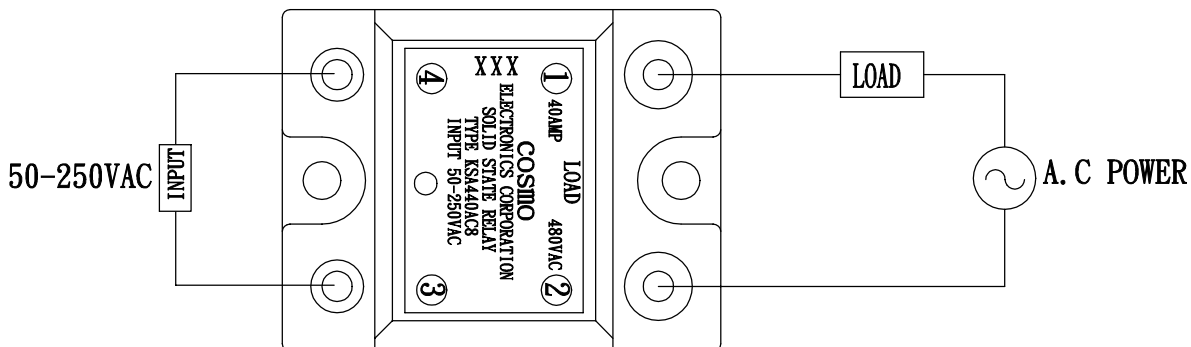
PRODUCT SPECIFICATION

<p>COSMO ELECTRONICS CORPORATION</p>	<p>SOLID STATE RELAY: KSA440AC8</p>	<p>SHEET 1 OF 2</p>
---	--	---------------------

1. OUTSIDE DIMENSION : UNIT (mm)



2. SCHEMATIC : TOP VIEW



PRODUCT SPECIFICATION

COSMO ELECTRONICS CORPORATION	SOLID STATE RELAY: KSA440AC8	SHEET 2 OF 2
---	--	--------------

3. Absolute Maximum Ratings

(Ta=25°C)

Parameter		Symbol	Rating	Unit
Input	Input signal voltage	V _{IN}	50~250	VAC
	Drop-out voltage	V _{do}	10	VAC
Output	RMS on-state current	I _T	40	Arms
	Peak one cycle surge current (8.3ms)	I _{surge}	400	A
	Repetitive peak-off state voltage	V _{DRM}	1200	V
	Operating frequency	f	47~70	Hz
	Critical rate of rise of on-state current	di/dt	50	A/us
	Load supply voltage	V _{out}	480	V _{rms} AC
Isolation voltage input to output		V _{iso}	4000	V _{rms}
Operating temperature		T _{opr}	-30~100	°C
Storage temperature		T _{stg}	-30~125	°C
Soldering temperature 10sec		T _{sol}	300	°C

4. Electro-optical Characteristics

(Ta=25°C)

Parameter		Symbol	Conditions	MIN	TYP	MAX	Unit
Input	Pick-up voltage	V _{pu}	R _{in} =11KΩ			50	VAC
	Input current	R _{in}			11		KΩ
Output	On-state voltage	V _T	I _T =1Arms			1.5	V _{rms}
	Operating current	I _{op}	V _{out} =480V _{rms}	50			mArms
	Leakage current	I _{leak}	V _{out} =480V _{rms}			12	mArms
	Critical rate of rise of off-state voltage	dv/dt		50	150		V/us
	Zero-cross voltage	V _{ox}	I _f =25mA			35	VAC
	Load Voltage Rating	V _{out}	I _T =50mArms MIN	75		500	VAC
Minimum trigger current		I _{FT}	V _{DRM} =1200V			25	mA
Isolation resistance input to output		R _{ISO}	DC500V	10			GΩ
Turn-on time		T _{on}	60Hz AC			8.3	ms
Turn-off time		T _{off}	60Hz AC			8.3	ms
Thermal resistance (between junction and case)		R _{th} (j-c)1			2.5		°C/W