查询KTA1049供应商 捷多邦，专业PCB打样工厂，24小时加急出货

KEL
KOREA ELECTRONICS CO.,LTD.

SEMICONDUCTOR
TECHNICAL DATA

KTA1049
EPITAXIAL PLANAR PNP TRANSISTOR

GENERAL PURPOSE APPLICATION.

FEATURES
- Low Collector-Emitter Saturation Voltage
  : $V_{CE(sat)}$=-2.0V(Max.).
- Complementary to KTC2028.

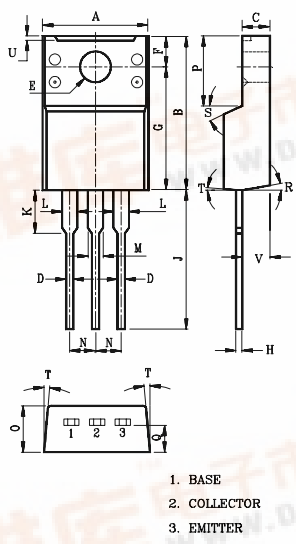

DIM	MILLIMETERS
A	10.30 MAX
B	15.30 MAX
C	2.70±0.30
D	0.85 MAX
E	ø3.20±0.20
F	3.00±0.30
G	12.30 MAX
H	0.75 MAX
J	13.60±0.50
K	3.90 MAX
L	1.20
M	1.30
N	2.54
O	4.50±0.20
P	6.80
Q	2.60±0.20
R	10°
S	25°
T	5°
U	0.5
V	2.60±0.15

TO-220IS

MAXIMUM RATINGS (Ta=25℃)

CHARACTERISTIC	SYMBOL	RATING	UNIT
Collector-Base Voltage	V_{CBO}	-100	V
Collector-Emitter Voltage	V_{CEO}	-100	V
Emitter-Base Voltage	V_{EBO}	-5	V
Collector Current	I_C	-5	A
Base Current	I_B	-0.5	A
Collector Power Dissipation (Tc=25℃)	P_C	30	W
Junction Temperature	T_j	150	℃
Storage Temperature Range	T_{stg}	-55~150	℃

ELECTRICAL CHARACTERISTICS (Ta=25℃)

CHARACTERISTIC	SYMBOL	TEST CONDITION	MIN.	TYP.	MAX.	UNIT
Collector Cut-off Current	I_{CBO}	V_{CB}=-100V, I_E=0	-	-	-100	μA
Emitter Cut-off Current	I_{EBO}	V_{EB}=-5V, I_C=0	-	-	-1	mA
Collector-Emitter Breakdown Voltage	$V_{(BR)CEO}$	I_C=-50mA, I_B=0	-100	-	-	V
DC Current Gain	h_{FE}(1) (Note)	V_{CE}=-5V, I_C=-1A	70	-	240	
	h_{FE}(2)	V_{CE}=-5V, I_C=-4A	20	-	-	
Collector-Emitter Saturation Voltage	$V_{CE(sat)}$	I_C=-4A, I_B=-0.4A	-	-	-2.0	V
Base-Emitter Voltage	V_{BE}	V_{CE}=-5V, I_C=-4A	-	-	-1.5	V
Transition Frequency	f_T	V_{CE}=-5V, I_C=-1A	-	30	-	MHz
Collector Output Capacitance	C_{ob}	V_{CB}=-10V, I_E=0, f=1MHz	-	270	-	pF

Note : h_{FE}(1) Classification O:70~140 , Y:120~240

找PDF 维库一下 pdf.dzsc.com

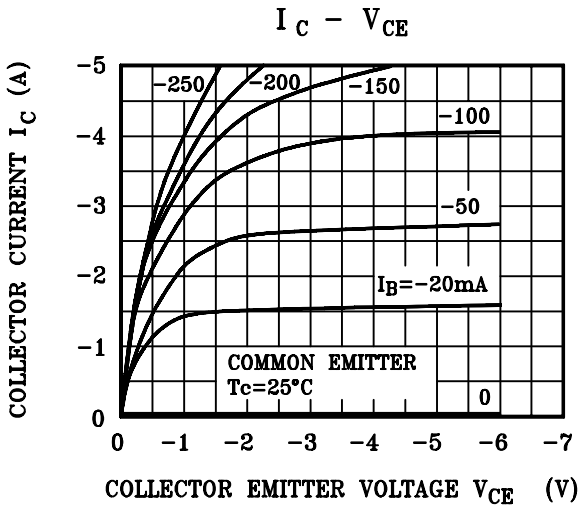
I C − V CE
COLLECTOR CURRENT I C (A)
COLLECTOR EMITTER VOLTAGE V CE (V)
−250
−200
−150
−100
−50
IB=−20mA
0
COMMON EMITTER
Tc=25°C

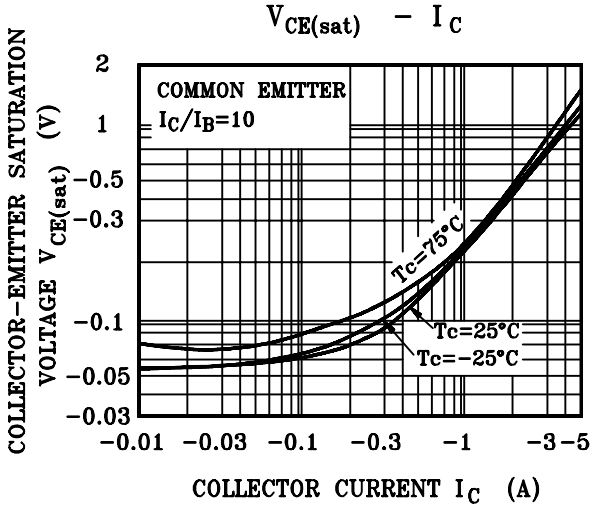
V CE(sat) − I C
COLLECTOR−EMITTER SATURATION VOLTAGE V CE(sat) (V)
COLLECTOR CURRENT I C (A)
COMMON EMITTER
IC/IB=10
Tc=75°C
Tc=25°C
Tc=−25°C

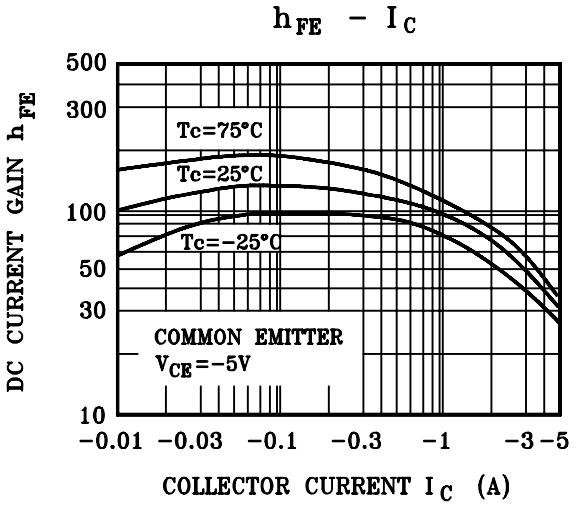
h FE − I C
DC CURRENT GAIN h FE
COLLECTOR CURRENT I C (A)
Tc=75°C
Tc=25°C
Tc=−25°C
COMMON EMITTER
VCE=−5V

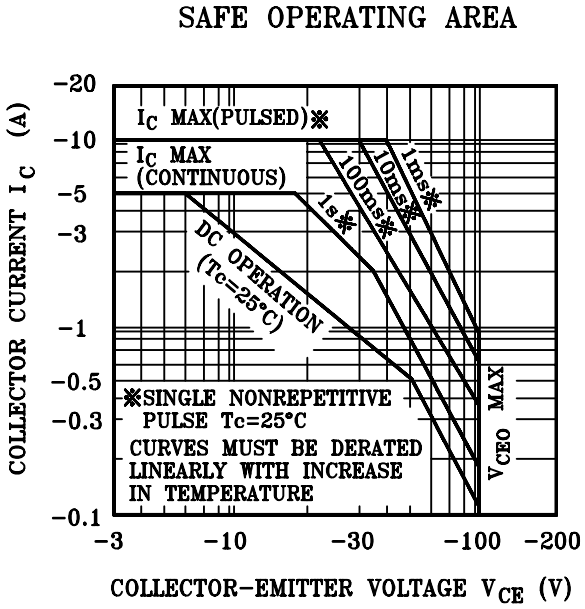
SAFE OPERATING AREA
COLLECTOR CURRENT I C (A)
COLLECTOR−EMITTER VOLTAGE V CE (V)
IC MAX(PULSED)※
IC MAX
(CONTINUOUS)
1ms※
10ms※
100ms※
1s※
DC OPERATION
(Tc=25°C)
※SINGLE NONREPETITIVE
PULSE Tc=25°C
CURVES MUST BE DERATED
LINEARLY WITH INCREASE
IN TEMPERATURE
VCEO MAX

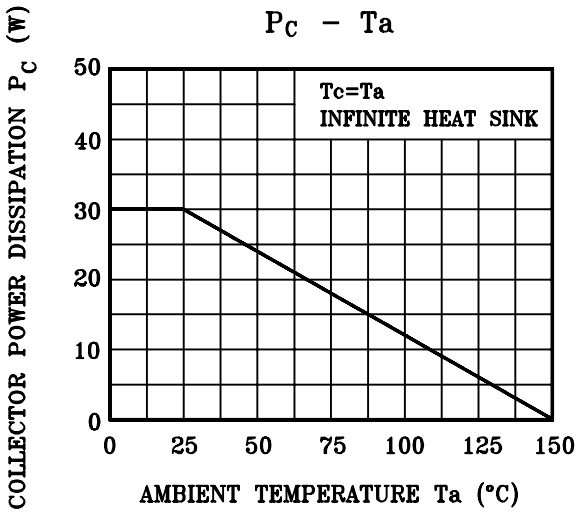
PC − Ta
COLLECTOR POWER DISSIPATION P C (W)
AMBIENT TEMPERATURE Ta (°C)
Tc=Ta
INFINITE HEAT SINK