

SEMICONDUCTOR TECHNICAL DATA

KTA1267

EPITAXIAL PLANAR PNP TRANSISTOR

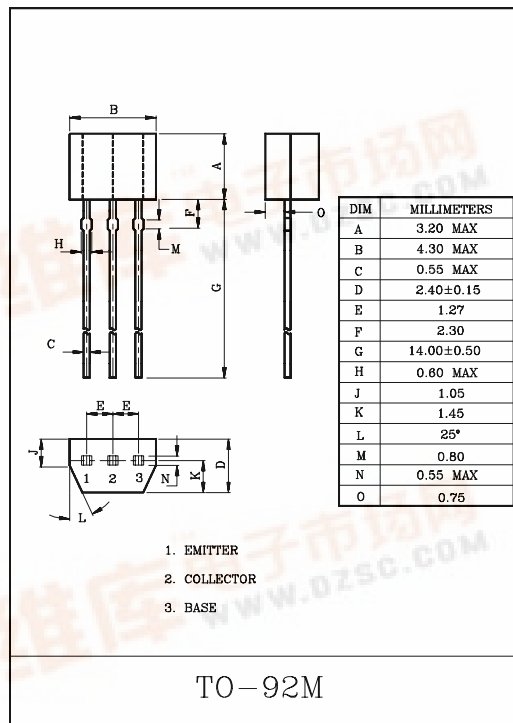
GENERAL PURPOSE APPLICATION
SWITCHING APPLICATION.

FEATURES

- Excellent h_{FE} Linearity
: $h_{FE}(0.1mA)/h_{FE}(2mA)=0.95(Typ.)$.
- Low Noise : $NF=1dB(Typ.)$, $10dB(Max.)$.
- Complementary to KTC3199.

MAXIMUM RATINGS ($T_a=25^{\circ}C$)

CHARACTERISTIC	SYMBOL	RATING	UNIT
Collector-Base Voltage	V_{CBO}	-50	V
Collector-Emitter Voltage	V_{CEO}	-50	V
Emitter-Base Voltage	V_{EBO}	-5	V
Collector Current	I_C	-150	mA
Emitter Current	I_E	150	mA
Collector Power Dissipation	P_C	400	mW
Junction Temperature	T_j	150	$^{\circ}C$
Storage Temperature Range	T_{stg}	-55~150	$^{\circ}C$

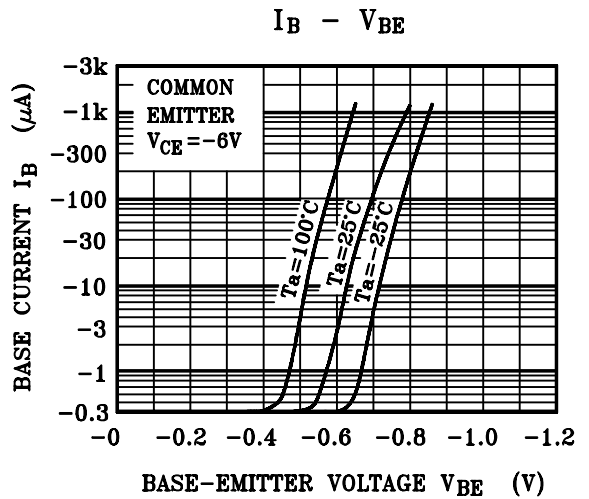
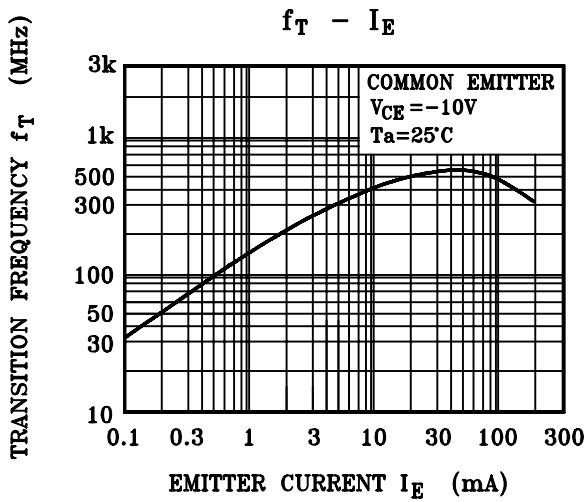
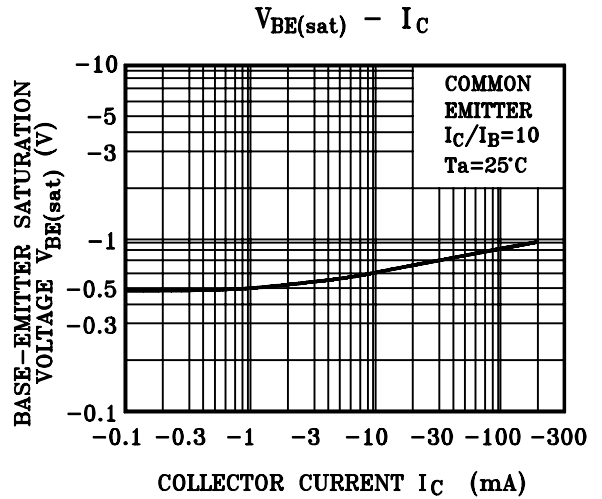
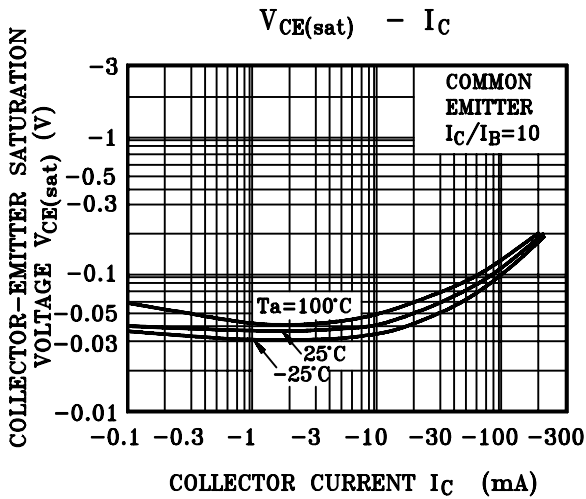
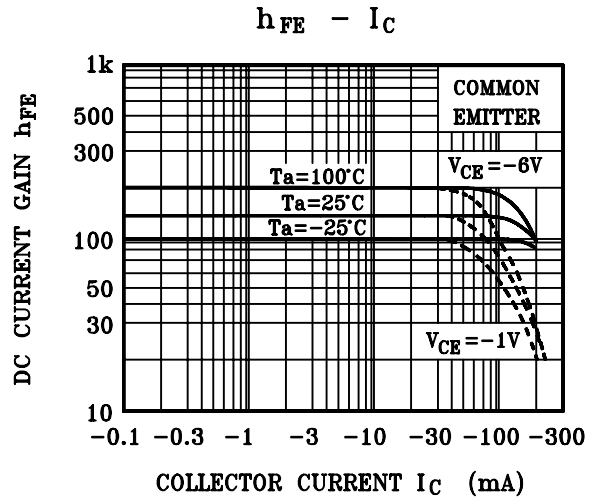
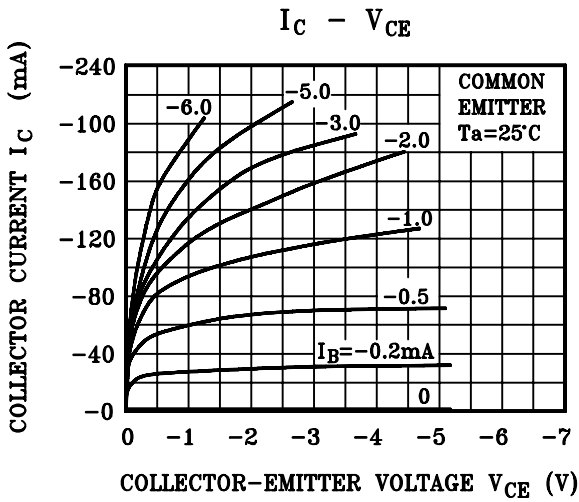


ELECTRICAL CHARACTERISTICS ($T_a=25^{\circ}C$)

CHARACTERISTIC	SYMBOL	TEST CONDITION	MIN.	TYP.	MAX.	UNIT
Collector Cut-off Current	I_{CBO}	$V_{CB}=-50V, I_E=0$	-	-	-0.1	μA
Emitter Cut-off Current	I_{EBO}	$V_{EB}=-5V, I_C=0$	-	-	-0.1	μA
DC Current Gain	$h_{FE}(Note)$	$V_{CE}=-6V, I_C=-2mA$	70	-	400	
Collector-Emitter Saturation Voltage	$V_{CE(sat)}$	$I_C=-100mA, I_B=-10mA$	-	-0.1	-0.3	V
Transition Frequency	f_T	$V_{CE}=-10V, I_C=-1mA$	80	-	-	MHz
Collector Output Capacitance	C_{ob}	$V_{CB}=-10V, I_E=0, f=1MHz$	-	4.0	7.0	pF
Noise Figure	NF	$V_{CE}=-6V, I_C=-0.1mA, f=1kHz, R_g=10k\Omega$	-	1.0	10	dB

Note : h_{FE} Classification O:70~140 , Y:120~240 , GR:200~400

KTA1267



KTA1267

