

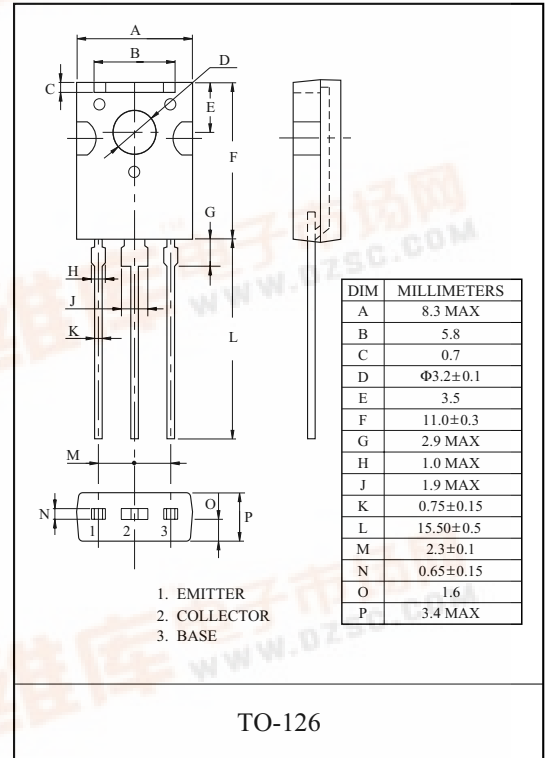
AUDIO FREQUENCY AMPLIFIER APPLICATION.

FEATURES

- High Voltage : $V_{CEO}=-150V$.
- Low Output Capacitance : $C_{ob}=5.0pF(Max.)$.
- High Transition Frequency : $f_T=120MHz(Typ.)$
- Complementary to KTC3423.

MAXIMUM RATING (Ta=25°C)

CHARACTERISTIC	SYMBOL	RATING	UNIT
Collector-Base Voltage	V_{CBO}	-150	V
Collector-Emitter Voltage	V_{CEO}	-150	V
Emitter-Base Voltage	V_{EBO}	-5	V
Collector Current	I_C	-50	mA
Emitter Current	I_E	50	mA
Collector Power Dissipation	P_C	1.5	W
Junction Temperature	T_j	150	°C
Storage Temperature Range	T_{stg}	-55 ~ 150	°C

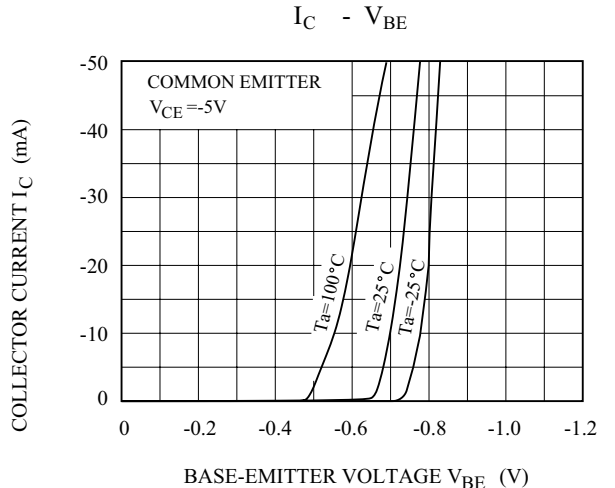
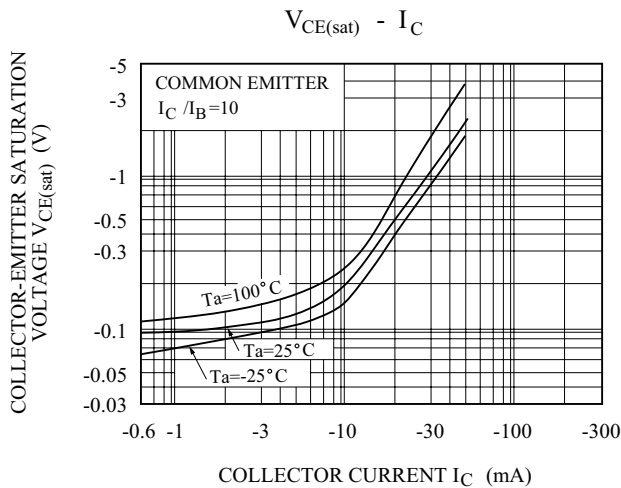
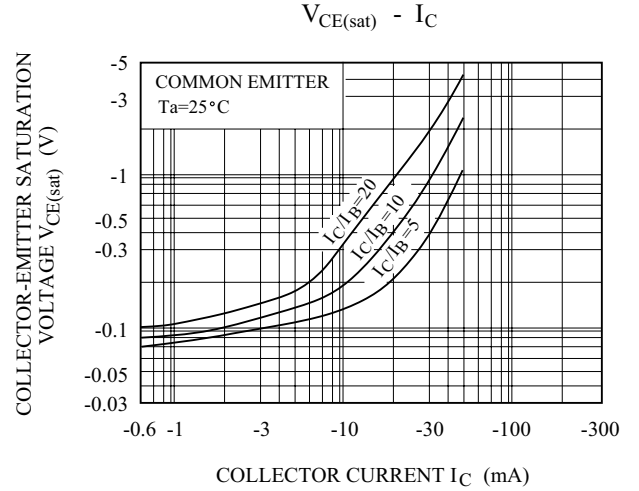
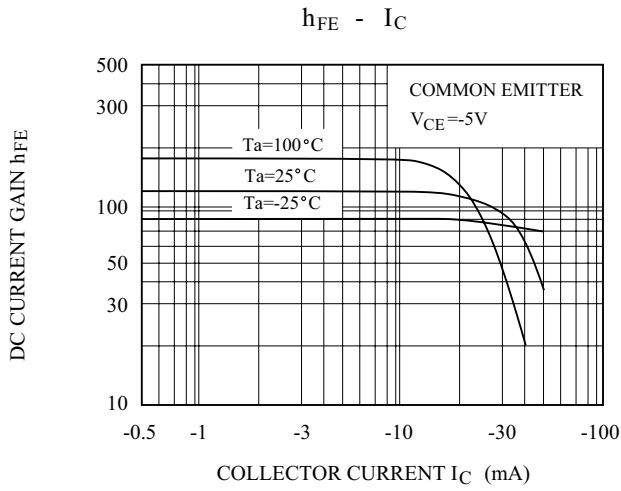
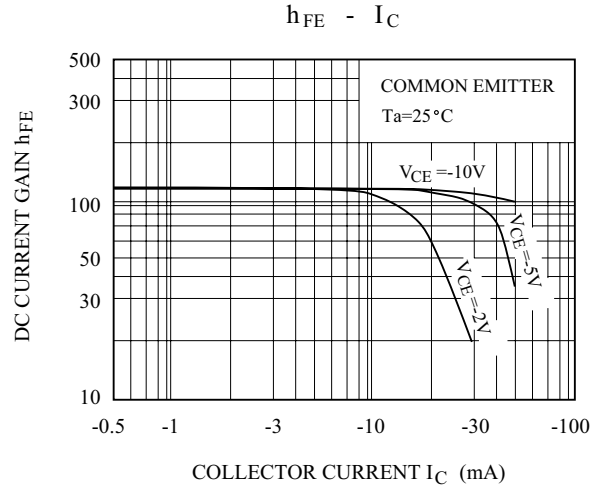
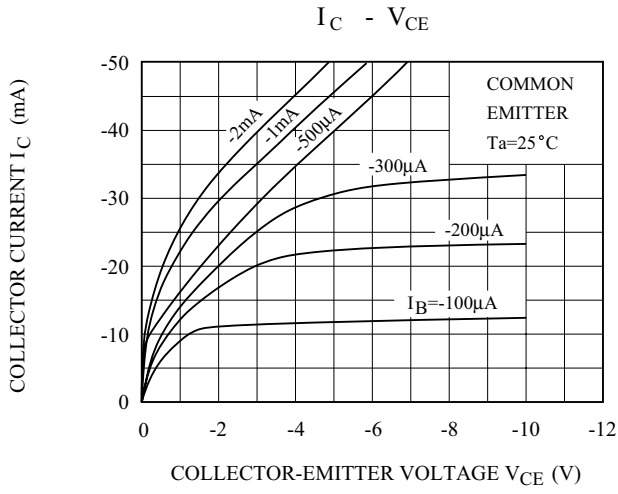


ELECTRICAL CHARACTERISTICS (Ta=25°C)

CHARACTERISTIC	SYMBOL	TEST CONDITION	MIN.	TYP.	MAX.	UNIT
Collector Cut-off Current	I_{CBO}	$V_{CB}=-150V, I_E=0$	-	-	-0.1	μA
Emitter Cut-off Current	I_{EBO}	$V_{EB}=-5V, I_C=0$	-	-	-0.1	μA
DC Current Gain	$h_{FE}(Note)$	$V_{CE}=-5V, I_C=-10mA$	70	-	240	
Collector-Emitter Saturation Voltage	$V_{CE(sat)}$	$I_C=-10mA, I_B=-1mA$	-	-	-0.8	V
Base-Emitter Voltage	V_{BE}	$V_{CE}=-5V, I_C=-30mA$	-	-	-0.9	V
Transition Frequency	f_T	$V_{CE}=-30V, I_C=-10mA$	-	120	-	MHz
Collector Output Capacitance	C_{ob}	$V_{CB}=-10V, I_E=0, f=1MHz$	-	4.0	5.0	pF

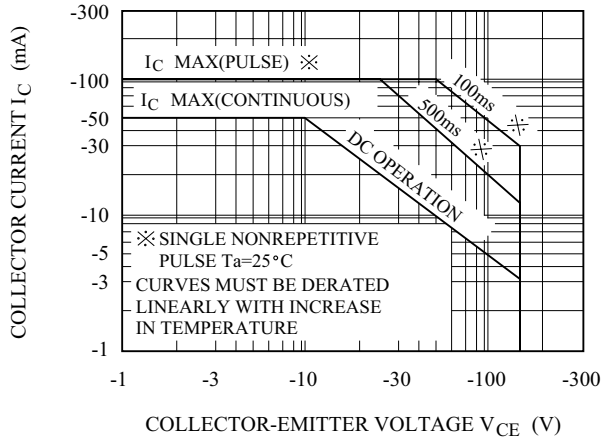
Note : h_{FE} Classification O:70 ~ 140, Y:120 ~ 240

KTA1360



KTA1360

SAFE OPERATING AREA



$P_c - T_a$

