

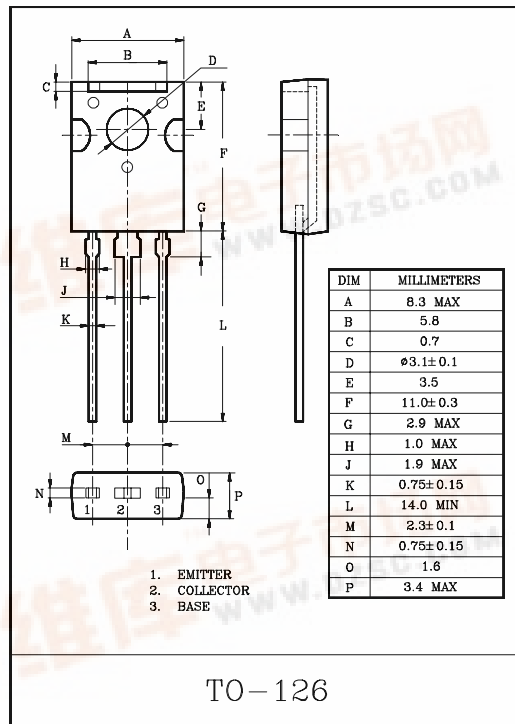
COLOR TV CHROMA OUTPUT APPLICATION.
COLOR TV HORIZONTAL DRIVE APPLICATION.

FEAUTRES

- High Voltage : $V_{CEO}=300V$.
- Small Collector Output Capacitance : $C_{ob}=4.0pF(Max.)$.

MAXIMUM RATINGS ($T_a=25^{\circ}C$)

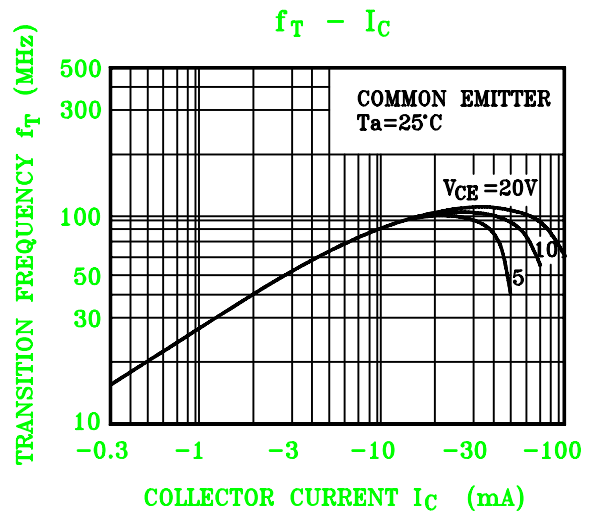
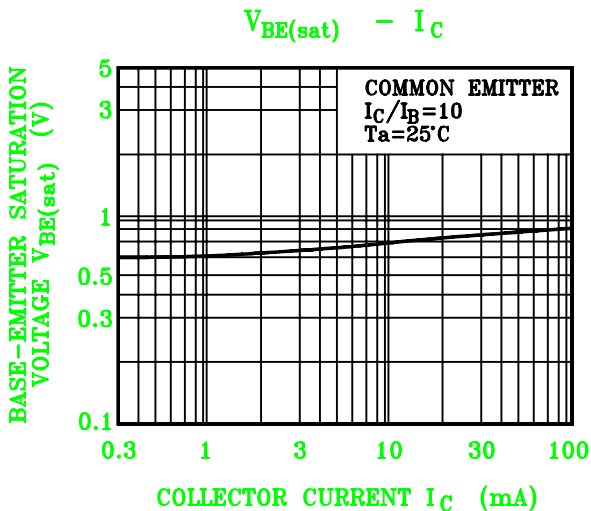
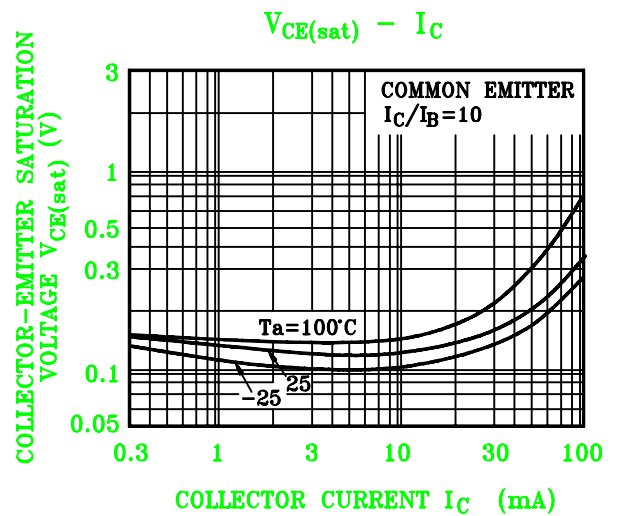
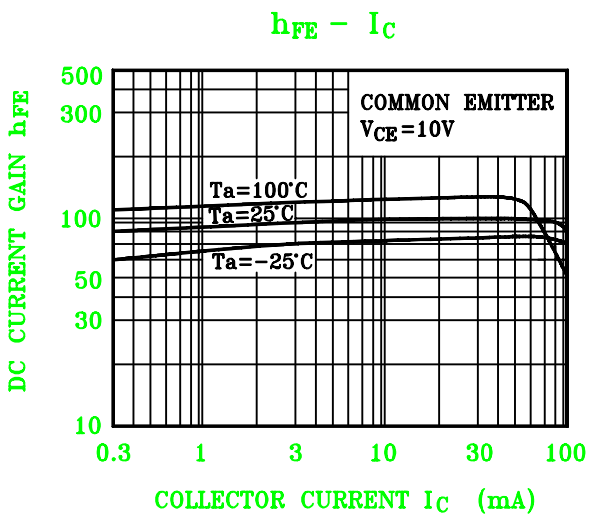
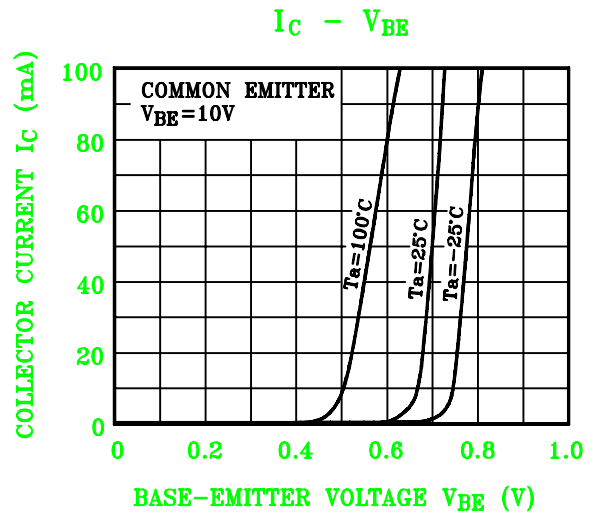
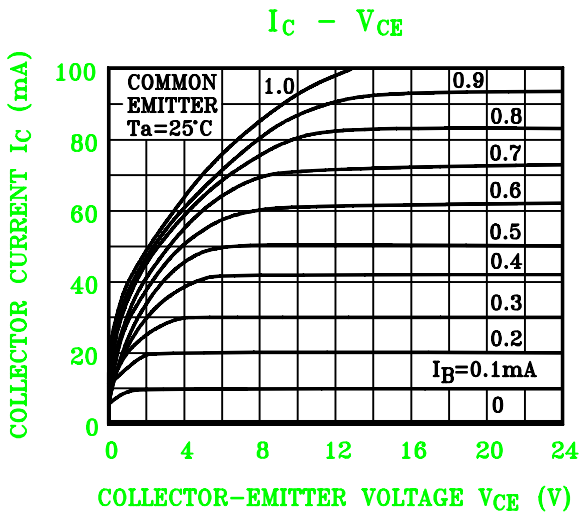
CHARACTERISTIC	SYMBOL	RATING	UNIT
Collector-Base Voltage	V_{CBO}	300	V
Collector-Emitter Voltage	V_{CEO}	300	V
Emitter-Base Voltage	V_{EBO}	5	V
Collector Current	I_C	100	mA
Base Current	I_B	20	mA
Collector Power Dissipation	P_C	1.5	W
Junction Temperature	T_j	150	$^{\circ}C$
Storage Temperature Range	T_{stg}	-55~150	$^{\circ}C$



ELECTRICAL CHARACTERISTICS ($T_a=25^{\circ}C$)

CHARACTERISTIC	SYMBOL	TEST CONDITION	MIN.	TYP.	MAX.	UNIT
Collector Cut-off Current	I_{CBO}	$V_{CB}=240V, I_E=0$	-	-	1.0	μA
Emitter Cut-off Current	I_{EBO}	$V_{EB}=5V, I_C=0$	-	-	1.0	μA
DC Current Gain	$h_{FE} (1)$	$V_{CE}=10V, I_C=0.5mA$	20	-	-	
	$h_{FE} (2)$	$V_{CE}=10V, I_C=20mA$	30	-	200	
Collector-Emitter Saturation Voltage	$V_{CE(sat)}$	$I_C=10mA, I_B=1mA$	-	-	1.0	V
Transition Frequency	f_T	$V_{CE}=20V, I_C=20mA$	75	95	-	MHz
Collector Output Capacitance	C_{ob}	$V_{CB}=20V, I_E=0, f=1MHz$	-	-	4.0	pF

KTC2801



KTC2801

