

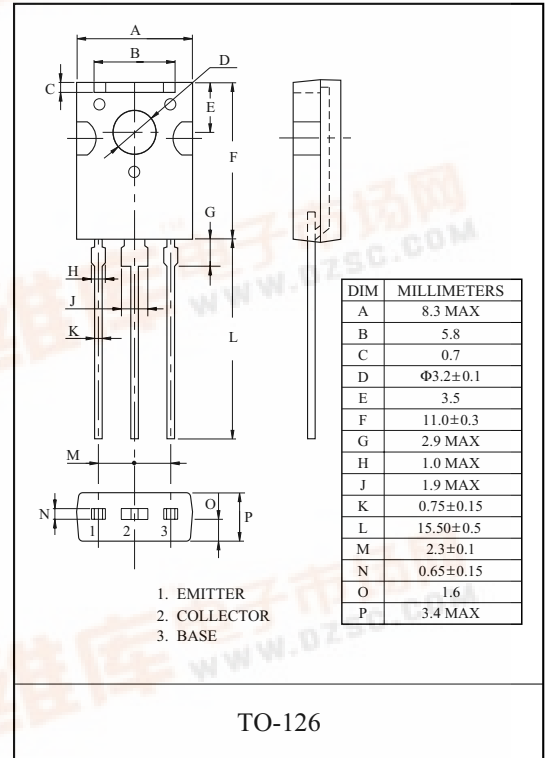
HIGH-DEFINITION CRT DISPLAY,
VIDEO OUTPUT APPLICATIONS.

FEATURES

- High breakdown voltage : $V_{CE0} \geq 300V$.
- Small reverse transfer capacitance and excellent high frequency characteristic.
: $C_{re} = 1.8pF$ ($V_{CB} = 30V, f = 1MHz$)
- Complementary KTA1381.

MAXIMUM RATING (Ta=25°C)

CHARACTERISTIC		SYMBOL	RATING	UNIT
Collector-Base Voltage		V_{CBO}	300	V
Collector-Emitter Voltage		V_{CEO}	300	V
Emitter-Base Voltage		V_{EBO}	5	V
Collector Current	DC	I_C	100	mA
	Pulse	I_{CP}	200	
Collector Power Dissipation	Ta=25°C	P_C	1.5	W
	Tc=25°C		7	
Junction Temperature		T_j	150	°C
Storage Temperature Range		T_{stg}	-55 ~ 150	°C



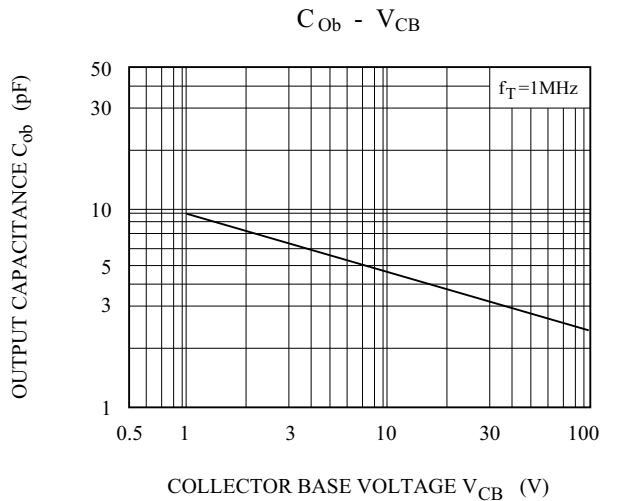
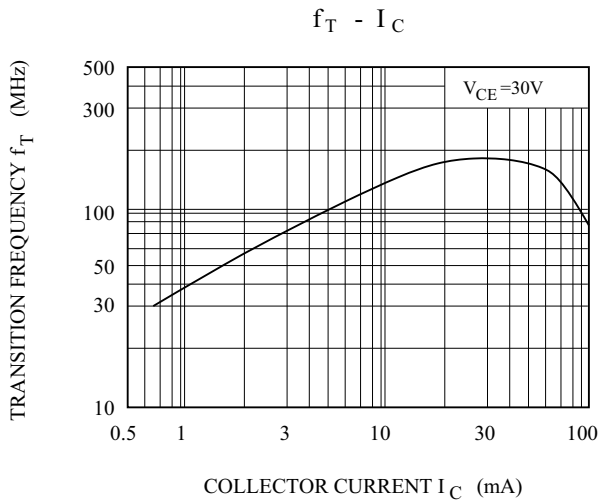
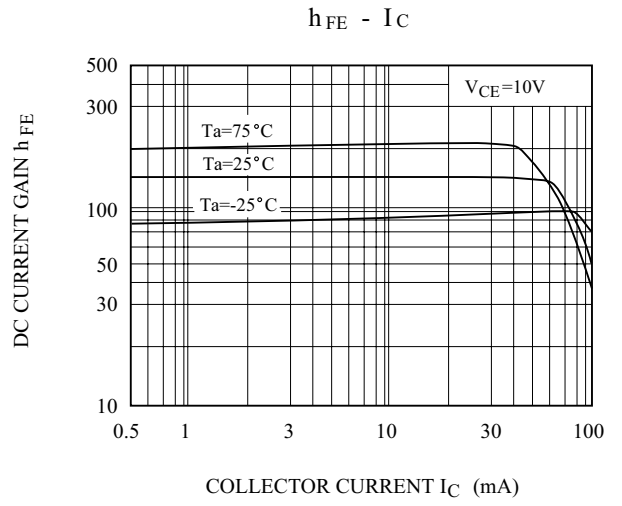
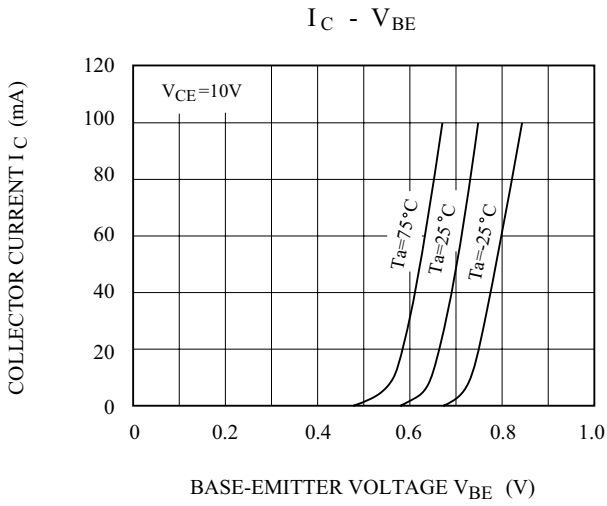
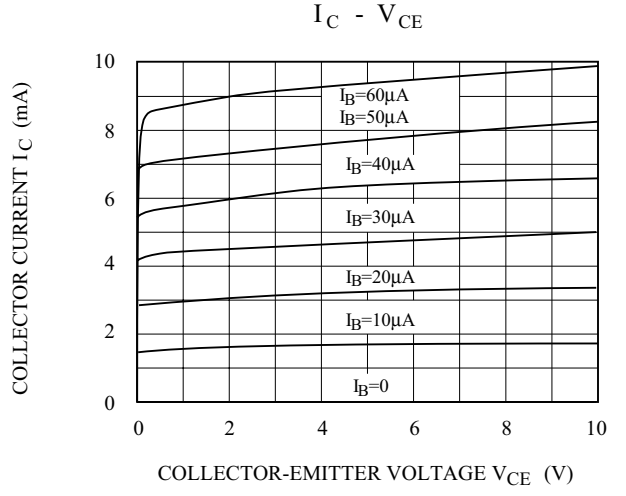
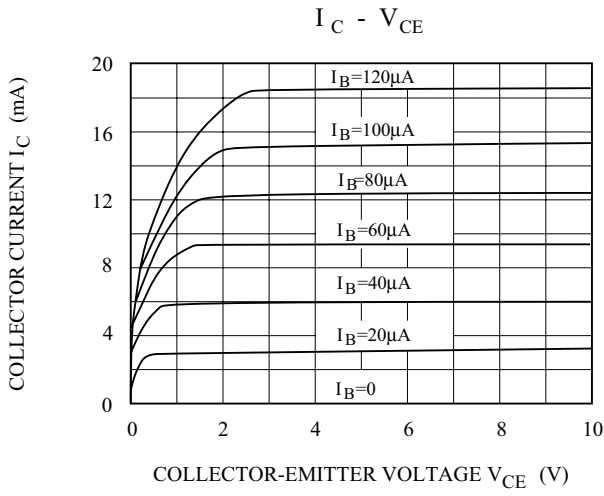
ELECTRICAL CHARACTERISTICS (Ta=25°C)

CHARACTERISTIC	SYMBOL	TEST CONDITION	MIN.	TYP.	MAX.	UNIT
Collector Cut-off Current	I_{CBO}	$V_{CB} = 200V, I_E = 0$	-	-	0.1	μA
Emitter Cut-off Current	I_{EBO}	$V_{EB} = 4V, I_C = 0$	-	-	0.1	μA
DC Current Gain	h_{FE} (Note)	$V_{CE} = 10V, I_C = 10mA$	60	-	200	
Transition Frequency	f_T	$V_{CE} = 30V, I_C = 10mA$	-	150	-	MHz
Collector Output Capacitance	C_{ob}	$V_{CB} = 30V, I_E = 0, f = 1MHz$	-	2.6	-	pF
Reverse Transfer Capacitance	C_{re}	$V_{CB} = 30V, I_E = 0, f = 1MHz$	-	1.8	-	pF
Collector-Emitter Saturation Voltage	$V_{CE(sat)}$	$I_C = 20mA, I_B = 2mA$	-	-	0.6	V
Base-Emitter Saturation Voltage	$V_{BE(sat)}$	$I_C = 20mA, I_B = 2mA$	-	-	1.0	V
Collector-Base Breakdown Voltage	$V_{(BR)CBO}$	$I_C = 10\mu A, I_E = 0$	300	-	-	V
Collector-Emitter Breakdown Voltage	$V_{(BR)CEO}$	$I_C = 1mA, I_B = 0$	300	-	-	V
Base-Emitter Breakdown Voltage	$V_{(BR)EBO}$	$I_E = 10\mu A, I_C = 0$	5	-	-	V

Note : h_{FE} Classification O:60 ~ 120, Y:100 ~ 200



KTC3503



KTC3503

