

L173HD BRIGHT RED                      L173GD GREEN  
L173ID HIGH EFFICIENCY RED          L173YD YELLOW  
L173ED ORANGE

**Features**

- LOW POWER CONSUMPTION.
- I.C. COMPATIBLE.
- ROUNDED END RECTANGULAR SHAPE.
- LONG LIFE-SOLID STATE RELIABILITY.

**Description**

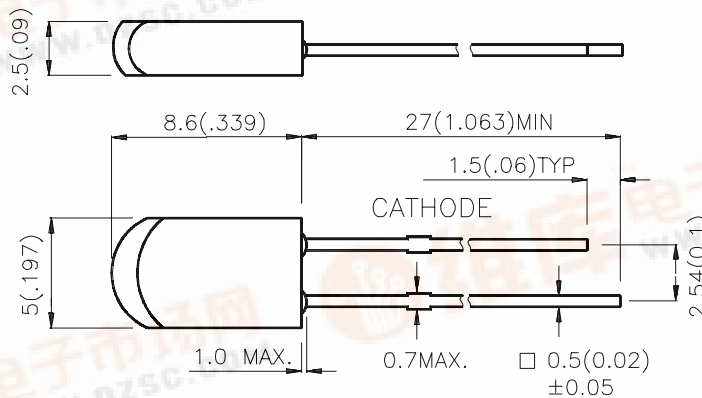
The Bright Red source color devices are made with Gallium Phosphide Red Light Emitting Diode.

The High Efficiency Red and Orange source color devices are made with Gallium Arsenide Phosphide on Gallium Phosphide Orange Light Emitting Diode.

The Green source color devices are made with Gallium Phosphide Green Light Emitting Diode.

The Yellow source color devices are made with Gallium Arsenide Phosphide on Gallium Phosphide Yellow Light Emitting Diode.

**Package Dimensions**



**Notes:**

1. All dimensions are in millimeters (inches).
2. Tolerance is ±0.25(0.01") unless otherwise noted.
3. Lead spacing is measured where the lead emerge package.
4. Specifications are subject to change without notice.

# Kingbright

## Selection Guide

Part No.	Dice	Lens Type	Iv (mcd) @ 10 mA		Viewing Angle
			Min.	Typ.	2θ1/2
L173HD	BRIGHT RED (GaP)	RED DIFFUSED	0.8	1.5	100°
L173ID	HIGH EFFICIENCY RED (GaAsP/GaP)	RED DIFFUSED	3	8	100°
L173ED	ORANGE (GaAsP/GaP)	ORANGE DIFFUSED	3	8	100°
L173GD	GREEN (GaP)	GREEN DIFFUSED	2	5	100°
L173YD	YELLOW (GaAsP/GaP)	YELLOW DIFFUSED	2	5	100°

Note:

1. θ1/2 is the angle from optical centerline where the luminous intensity is 1/2 the optical centerline value.

## Electrical / Optical Characteristics at T<sub>A</sub>=25°C

Symbol	Parameter	Device	Typ.	Max.	Units	Test Conditions
$\lambda_{peak}$	Peak Wavelength	Bright Red High Efficiency Red Orange Green Yellow	700 627 627 565 590		nm	IF=20mA
$\lambda_D$	Dominate Wavelength	Bright Red High Efficiency Red Orange Green Yellow	660 625 625 568 588		nm	IF=20mA
$\Delta\lambda_{1/2}$	Spectral Line Halfwidth	Bright Red High Efficiency Red Orange Green Yellow	45 45 45 30 35		nm	IF=20mA
C	Capacitance	Bright Red High Efficiency Red Orange Green Yellow	40 15 15 15 20		pF	VF=0V;f=1MHz
V <sub>F</sub>	Forward Voltage	Bright Red High Efficiency Red Orange Green Yellow	2.25 2.0 2.0 2.2 2.1	2.5 2.5 2.5 2.5 2.5	V	IF=20mA
I <sub>R</sub>	Reverse Current	All		10	uA	VR = 5V

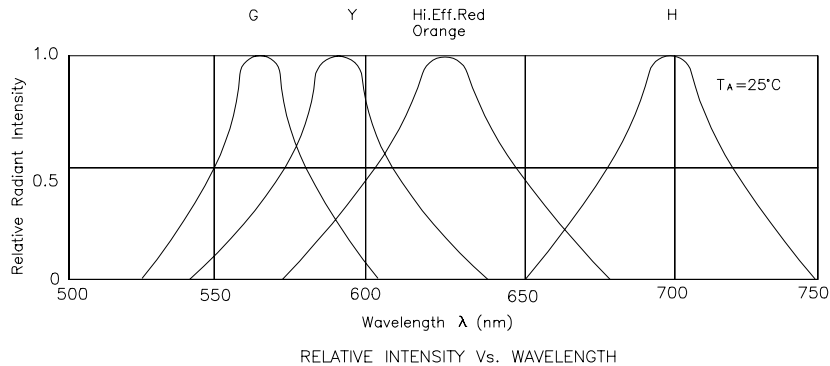
# Kingbright

## Absolute Maximum Ratings at $T_A=25^\circ\text{C}$

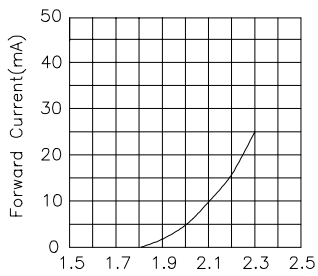
Parameter	Bright Red	High Efficiency Red	Orange	Green	Yellow	Units
Power dissipation	120	105	105	105	105	mW
DC Forward Current	25	30	30	25	30	mA
Peak Forward Current [1]	120	160	160	140	140	mA
Reverse Voltage	5	5	5	5	5	V
Operating/Storage Temperature	-40°C To +85°C					
Lead Solder Temperature [2]	260°C For 5 Seconds					

### Notes:

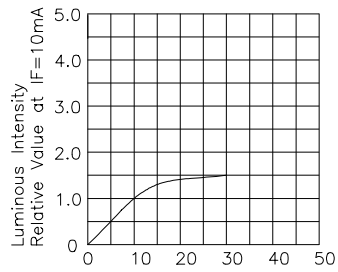
- 1/10 Duty Cycle, 0.1ms Pulse Width.
2. 4mm below package base.



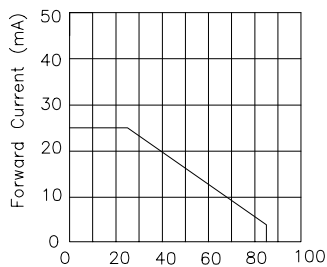
## Bright Red L173HD



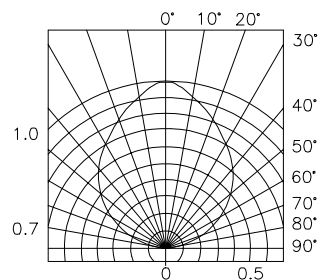
FORWARD CURRENT Vs. FORWARD VOLTAGE



LUMINOUS INTENSITY Vs. FORWARD CURRENT



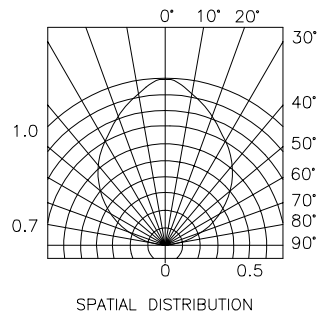
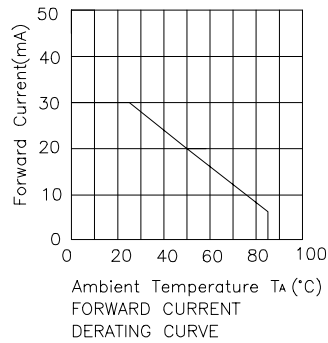
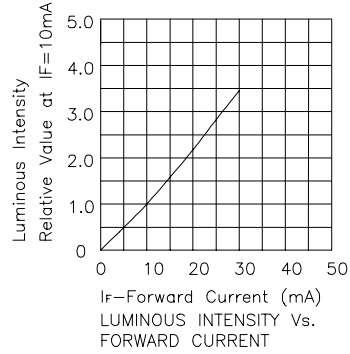
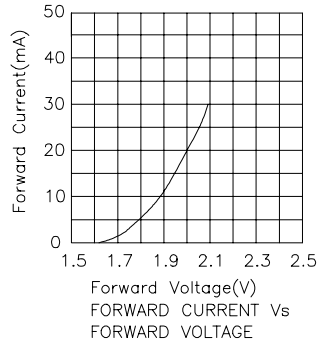
DERATING CURVE



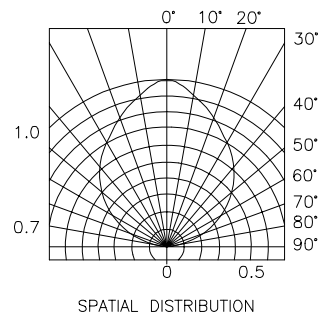
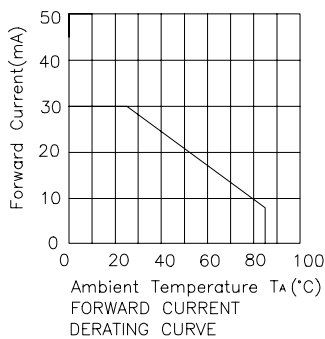
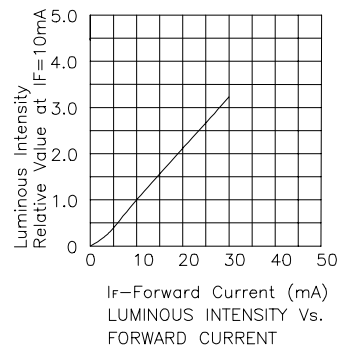
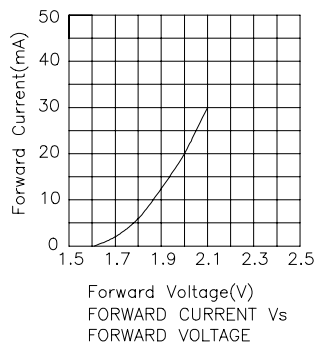
SPATIAL DISTRIBUTION

# Kingbright

## High Efficiency Red L173ID

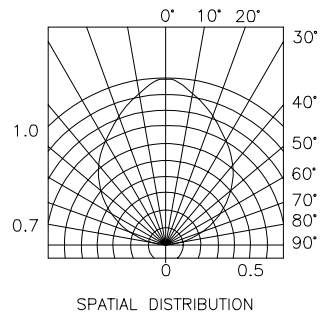
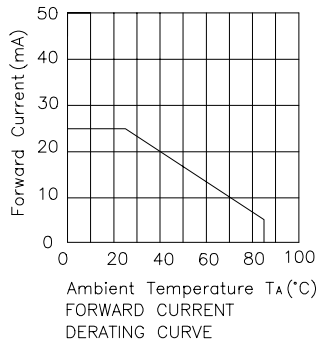
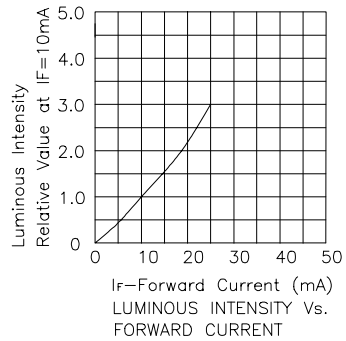
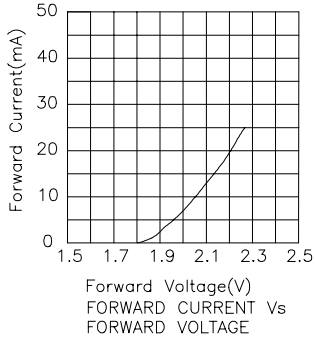


## Orange L173ED



# Kingbright

## Green L173GD



## Yellow L173YD

