


Infrared LED

L3989 series

High power infrared LED



Features

- High reliability
- High radiant output power
- High-speed response

Applications

- Optical fiber communication
- Spatial light transmission
- Optical switch

■ Absolute maximum ratings (Ta=25 °C)

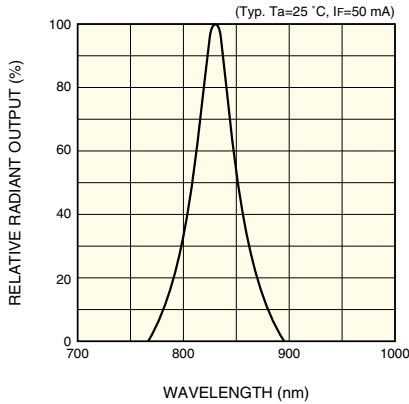
Parameter	Symbol	Condition	Value	Unit
Forward current	IF		80	mA
Reverse voltage	VR		3	V
Pulse forward current	IFP	Pulse width=10 μs Duty ratio=1 %	0.8	A
Operating temperature	Topr		-30 to +85	°C
Storage temperature	Tstg		-40 to +100 *	°C

* L3989 is guaranteed to resist temperature cycle test of up to 5 cycles.

■ Electrical and optical characteristics (Ta=25 °C)

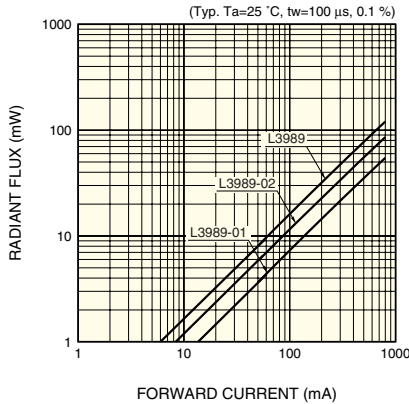
Parameter	Symbol	Condition	L3989			L3989-01			L3989-02			Unit
			Min.	Typ.	Max.	Min.	Typ.	Max.	Min.	Typ.	Max.	
Peak emission wavelength	λ_p	IF=50 mA	800	830	860	800	830	860	800	830	860	nm
Spectral half width	$\Delta\lambda$	IF=50 mA	-	40	-	-	40	-	-	40	-	nm
Forward voltage	VF	IF=50 mA	-	1.45	1.60	-	1.45	1.60	-	1.45	1.60	V
Pulse forward voltage	VFP	IF=0.8 A	-	2.3	2.9	-	2.3	2.9	-	2.3	2.9	V
Reverse current	IR	VR=3 V	-	-	10	-	-	10	-	-	10	μA
Radiant flux	ϕ_e	IF=50 mA	6.0	8.0	-	2.5	3.6	-	4.0	5.8	-	mW
Radiant illuminance	PE	IF=50 mA	-	0.9	-	-	2.2	-	-	0.9	-	mW/cm ²
Cut-off frequency	fc	IF=50 mA + 1 mAp-p	15	30	-	15	30	-	15	30	-	MHz

Emission spectrum



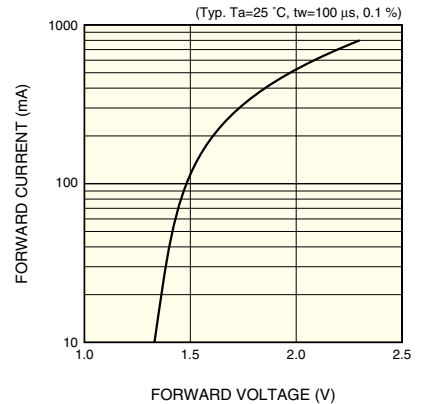
KLEDB0212EA

Radiant flux vs. forward current



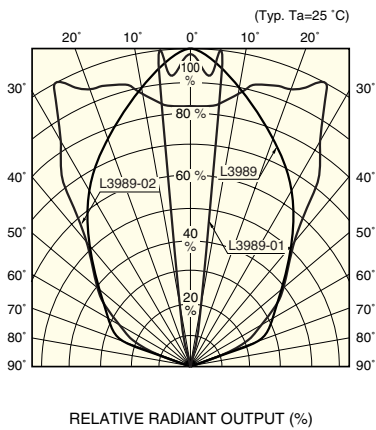
KLEDB0213EA

Forward current vs. forward voltage



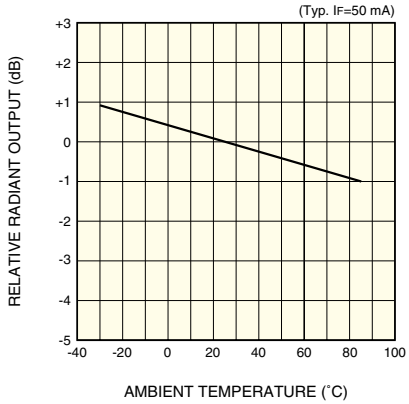
KLEDB0214EA

Directivity



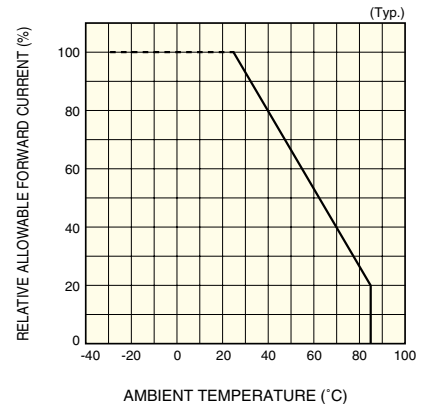
KLEDB0215EA

Radiant output vs. ambient temperature



KLEDB0216EA

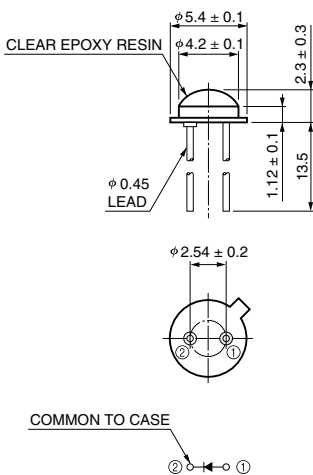
Allowable forward current vs. ambient temperature



KLEDB0217EA

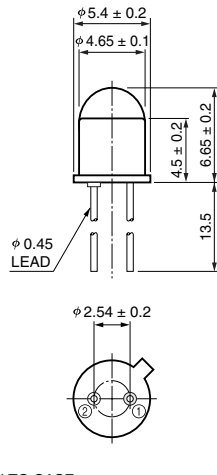
Dimensional outlines (unit: mm)

① L3989



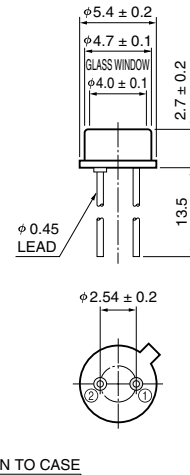
KLEDA0067EA

② L3989-01



KLEDA0068EA

③ L3989-02



KLEDA0068EA

HAMAMATSU

HAMAMATSU PHOTONICS K.K., Solid State Division

1126-1 Ichino-cho, Hamamatsu City, 435-8558 Japan, Telephone: (81) 053-434-3311, Fax: (81) 053-434-5184, <http://www.hamamatsu.com>

U.S.A.: Hamamatsu Corporation: 360 Foothill Road, P.O.Box 6910, Bridgewater, N.J. 08807-0910, U.S.A., Telephone: (1) 908-231-0960, Fax: (1) 908-231-1218

Germany: Hamamatsu Photonics Deutschland GmbH: Arzbergerstr. 10, D-82211 Herrsching am Ammersee, Germany, Telephone: (49) 08152-3750, Fax: (49) 08152-2658

France: Hamamatsu Photonics France S.A.R.L.: 8, Rue du Saule Trapu, Parc du Moulin de Massy, 91882 Massy Cedex, France, Telephone: 33-(1) 69 53 71 00, Fax: 33-(1) 69 53 71 10

United Kingdom: Hamamatsu Photonics UK Limited: 2 Howard Court, 10 Tewin Road, Welwyn Garden City, Hertfordshire AL7 1BW, United Kingdom, Telephone: (44) 1707-294888, Fax: (44) 1707-325777

North Europe: Hamamatsu Photonics Norden AB: Smidesvägen 12, SE-171 41 Solna, Sweden, Telephone: (46) 8-509-031-00, Fax: (46) 8-509-031-01

Italy: Hamamatsu Photonics Italia S.R.L.: Strada della Moia, 1/E, 20020 Arese, (Milano), Italy, Telephone: (39) 02-935-81-733, Fax: (39) 02-935-81-741

Information furnished by HAMAMATSU is believed to be reliable. However, no responsibility is assumed for possible inaccuracies or omissions. Specifications are subject to change without notice. No patent rights are granted to any of the circuits described herein. ©2001 Hamamatsu Photonics K.K.