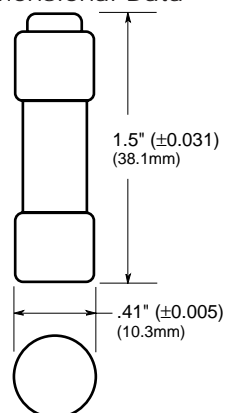


LOW-PEAK® Time-Delay Fuses Class CC – 600 Volt, ½ to 30 Amps

LP-CC



Dimensional Data



Catalog Symbol: LP-CC
Time-Delay, Current-Limiting
Ampere Rating: ½ to 30A
AC Voltage Rating: 600V (or less)
Interrupting Rating: 200,000A RMS Sym.
Agency Information:
UL Listed, Std. 248-4, Class CC, Guide JDDZ, File E4273
CSA Certified, C22.2 No. 248.4, Class 1422-02, File 53787
DC Voltage Rating: 300Vdc (or less)
½-2¾₁₀A and 20-30A, 20,000 AIR, UL 198L
150Vdc or less 3-15A, 20,000 AIR, UL 198L


Catalog Numbers

LP-CC-½	LP-CC-1½	LP-CC-3	LP-CC-6	LP-CC-12
LP-CC-¾ ₁₀	LP-CC-1¾ ₁₀	LP-CC-3¾ ₁₀	LP-CC-6¾ ₄	LP-CC-15
LP-CC-¾ ₁₀	LP-CC-1¾ ₁₀	LP-CC-3½	LP-CC-7	LP-CC-20
LP-CC-1	LP-CC-2	LP-CC-4	LP-CC-7½	LP-CC-25
LP-CC-1¼	LP-CC-2¼	LP-CC-4½	LP-CC-8	LP-CC-30
LP-CC-1¾	LP-CC-2½	LP-CC-5	LP-CC-9	—
LP-CC-2¼ ₁₀	LP-CC-2¾ ₁₀	LP-CC-5¾ ₁₀	LP-CC-10	—

Carton Quantity and Weight

Ampere Ratings	Carton Qty.	Weight*	
		Lbs.	Kg.
0-30	10	.193	.088

*Weight per carton.



Recommended fuseblocks/fuseholders for Class CC 600V fuses
See Data Sheets listed below

- Open fuseblocks - 1105
- Finger-safe fuseholders - 1109, 1102, 1103, 1151
- Panel-mount fuseholders - 2114, 2113
- In-line fuseholders - 2126

General Information:

LP-CC LOW-PEAK Yellow™ Fuse

- A superior all-purpose, space-saving branch circuit fuse that meets most protection requirements up to 30A.
- Very compact; physical size is only 1¾₃₂" × 1½" (10.3mm × 38.1mm) with rejection tip.
- The unique yellow color makes it easy to tell that the correct fuse type is installed.
- Faster response to damaging short-circuit currents and higher interrupting rating than mechanical overcurrent protective devices.

200,000A Interrupting Rating

- Maximum interrupting rating for available fault current in today's large capacity systems.
- Helps ensure that future growth will not obsolete the system.

Dual Characteristics

- Time-delay to avoid unwanted fuse openings from surge currents.
- Fast speed of response under short-circuit conditions for a high degree of current-limitation.
- **ADVANTAGE:** The LOW-PEAK® fuse can be sized close to full load ratings for maximum overload and short-circuit protection.
- **ADVANTAGE:** Can be used where either a time-delay or a fast-acting fuse is needed, making selection easier and reducing spare fuse inventories for substantial cost reduction.

Superior Motor Protection

- For protection of small horsepower motor circuits.
- Proper sizing can provide Type "2" coordinated protection for NEMA and IEC motor controllers.
- Motors receive maximum protection against burnout from overloads and single phasing.

Current-Limiting Effects

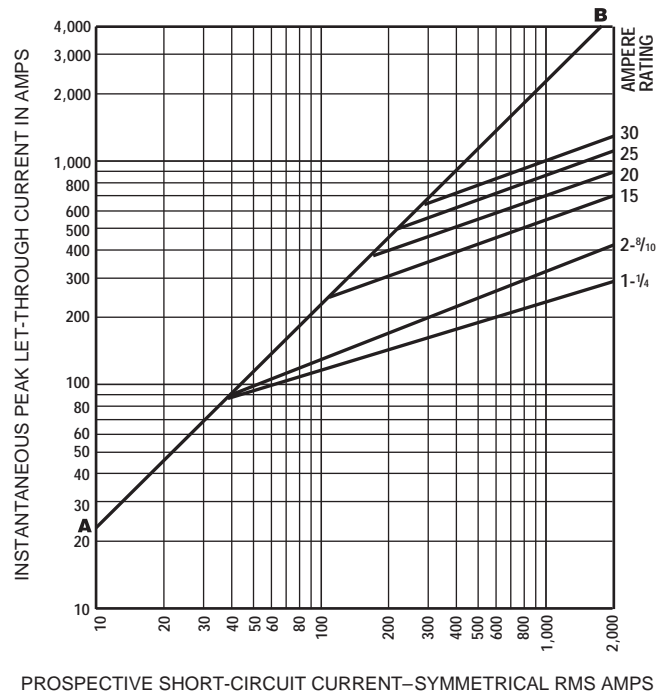
Prospective Short-Circuit Current	*Let-Through Current (Apparent RMS Symmetrical)					
	1¼A	2¾ ₁₀ A	15A	20A	25A	30A
1,000	100	135	240	305	380	435
3,000	140	210	350	440	575	580
5,000	165	255	420	570	690	710
10,000	210	340	540	700	870	1,000
20,000	260	435	680	870	1,090	1,305
30,000	290	525	800	1,030	1,300	1,520
40,000	315	610	870	1,150	1,390	1,700
50,000	340	650	915	1,215	1,520	1,820
60,000	350	735	1,050	1,300	1,650	1,980
80,000	390	785	1,130	1,500	1,780	2,180
100,000	420	830	1,210	1,600	2,000	2,400
200,000	525	1,100	1,600	2,000	2,520	3,050

*RMS Symmetrical Amperes Short-Circuit
NOTE: To calculate I_p (I_{peak}) multiply I_{RMS} value × 2.3.

CE CE logo denotes compliance with European Union Low Voltage Directive (50-1000Vac, 75-1500Vdc). Refer to Data Sheet: 8002 or contact Bussmann Application Engineering at 314-527-1270 for more information.

LOW-PEAK® Time-Delay Fuses Class CC – 600 Volt, 1/2 to 30 Amps

LP-CC



The only controlled copy of this Data Sheet is the electronic read-only version located on the Bussmann Network Drive. All other copies of this document are by definition uncontrolled. This bulletin is intended to clearly present comprehensive product data and provide technical information that will help the end user with design applications. Bussmann reserves the right, without notice, to change design or construction of any products and to discontinue or limit distribution of any products. Bussmann also reserves the right to change or update, without notice, any technical information contained in this bulletin. Once a product has been selected, it should be tested by the user in all possible applications.