


# LWT-H-SERIES

Triple output 17W ~ 50W

Unit Type Power Supply



## Model name LWT 15H-522

Name of series	Output power	Output voltage	522 : 5V, +12V, -12V 5FF : 5V, +15V, -15V 525 : 5V, +12V, -5V
		15H : 17W type 30H : 30W type 50H : 50W type	

### Features

- CE marking (Low Voltage Directive)
- Wide input voltage range:  
85 ~ 265VAC universal input
- WattBox output design
- 9 models, Triple output 17W ~ 50W  
Low profile: Approx. 1 inch (26mm)
- Isolation between CH1 (5V) and  $\pm$ CH
- 2 year warranty

### Specifications

1. Input voltage range	85 ~ 265VAC (47 ~ 440Hz), DC110 ~ 330V universal input
2. Output voltage range	CH1 : +5%, CH2 : Fixed
3. Cooling	Convection cooling
4. Operating ambient temperature (Standard mounting)	0 ~ +60°C Output derating, 0 ~ +40°C : 100%, +50°C : 80%, +60°C : 60%
5. Withstand voltage	Input-output : 3kVAC, input-FG : 2kVAC for 1 min.
6. Safety standard	Approved by UL1950 , CSA950(C-UL)  and EN60950
7. EMI	Conforms to FCC class B and VDE class B
8. Functions	Over voltage protection (CH1), Over current protection

### Product lineup

Model name		CH	Nominal output voltage	Max. output current	Max. output power	Total max. output power	UL	CSA	EN
LWT15H	LWT15H-5FF	CH1	5V	0.5~3.0A	15.0W	17.0W	<input type="checkbox"/>	<input type="checkbox"/>	<input type="checkbox"/>
		CH2	+15V	0.6A	9.0W		<input type="checkbox"/>	<input type="checkbox"/>	<input type="checkbox"/>
		CH3	-15V	0.4A	6.0W		<input type="checkbox"/>	<input type="checkbox"/>	<input type="checkbox"/>
	LWT15H-522	CH1	5V	0.5~3.0A	15.0W	17.0W	<input type="checkbox"/>	<input type="checkbox"/>	<input type="checkbox"/>
		CH2	+12V	0.6A	7.2W		<input type="checkbox"/>	<input type="checkbox"/>	<input type="checkbox"/>
		CH3	-12V	0.4A	4.8W		<input type="checkbox"/>	<input type="checkbox"/>	<input type="checkbox"/>
	LWT15H-525	CH1	5V	0.5~3.0A	15.0W	17.0W	<input type="checkbox"/>	<input type="checkbox"/>	<input type="checkbox"/>
		CH2	+12V	0.6A	7.2W		<input type="checkbox"/>	<input type="checkbox"/>	<input type="checkbox"/>
		CH3	-5V	0.4A	2.0W		<input type="checkbox"/>	<input type="checkbox"/>	<input type="checkbox"/>
LWT30H	LWT30H-5FF	CH1	5V	0.7~5.0A	25.0W	30.0W	<input type="checkbox"/>	<input type="checkbox"/>	<input type="checkbox"/>
		CH2	+15V	1.2A	18.0W		<input type="checkbox"/>	<input type="checkbox"/>	<input type="checkbox"/>
		CH3	-15V	0.6A	9.0W		<input type="checkbox"/>	<input type="checkbox"/>	<input type="checkbox"/>
	LWT30H-522	CH1	5V	0.7~5.0A	25.0W	30.0W	<input type="checkbox"/>	<input type="checkbox"/>	<input type="checkbox"/>
		CH2	+12V	1.2A	14.4W		<input type="checkbox"/>	<input type="checkbox"/>	<input type="checkbox"/>
		CH3	-12V	0.6A	7.2W		<input type="checkbox"/>	<input type="checkbox"/>	<input type="checkbox"/>
	LWT30H-525	CH1	5V	0.7~5.0A	25.0W	30.0W	<input type="checkbox"/>	<input type="checkbox"/>	<input type="checkbox"/>
		CH2	+12V	1.2A	14.4W		<input type="checkbox"/>	<input type="checkbox"/>	<input type="checkbox"/>
		CH3	-5V	0.6A	3.0W		<input type="checkbox"/>	<input type="checkbox"/>	<input type="checkbox"/>
LWT50H	LWT50H-5FF	CH1	5V	1.0~8.0A	40.0W	50.0W	<input type="checkbox"/>	<input type="checkbox"/>	<input type="checkbox"/>
		CH2	+15V	1.5A	22.5W		<input type="checkbox"/>	<input type="checkbox"/>	<input type="checkbox"/>
		CH3	-15V	1.0A	15.0W		<input type="checkbox"/>	<input type="checkbox"/>	<input type="checkbox"/>
	LWT50H-522	CH1	5V	1.0~8.0A	40.0W	50.0W	<input type="checkbox"/>	<input type="checkbox"/>	<input type="checkbox"/>
		CH2	+12V	1.5A	18.0W		<input type="checkbox"/>	<input type="checkbox"/>	<input type="checkbox"/>
		CH3	-12V	1.0A	12.0W		<input type="checkbox"/>	<input type="checkbox"/>	<input type="checkbox"/>
	LWT50H-525	CH1	5V	1.0~8.0A	40.0W	50.0W	<input type="checkbox"/>	<input type="checkbox"/>	<input type="checkbox"/>
		CH2	+12V	1.5A	18.0W		<input type="checkbox"/>	<input type="checkbox"/>	<input type="checkbox"/>
		CH3	-5V	1.0A	5.0W		<input type="checkbox"/>	<input type="checkbox"/>	<input type="checkbox"/>

● Request customer specification for further details of specifications, outline, characteristics, etc.  
Read the instruction manual before usage.  
● Contact us about delivery before ordering.

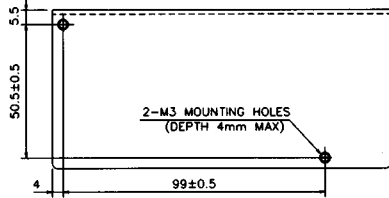
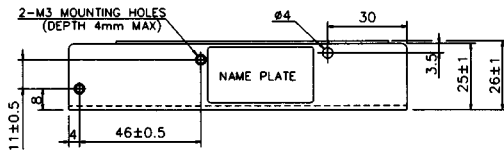
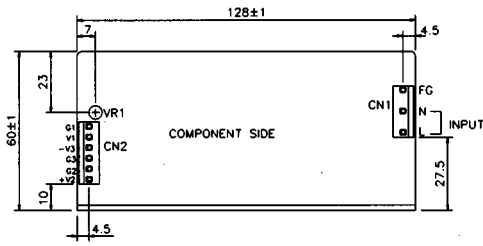
○ : Safety standard approved

### Recommended Noise Filter

LWT15H / LWT30H	LWT50H
MAW-1201-22	MAW-1202-22
P134	P134

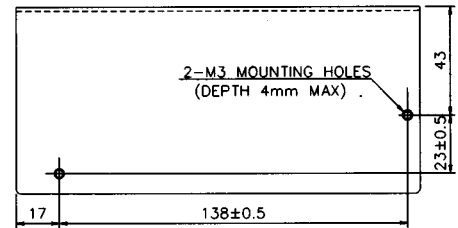
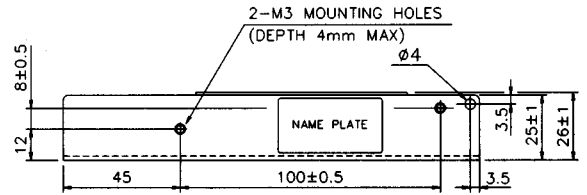
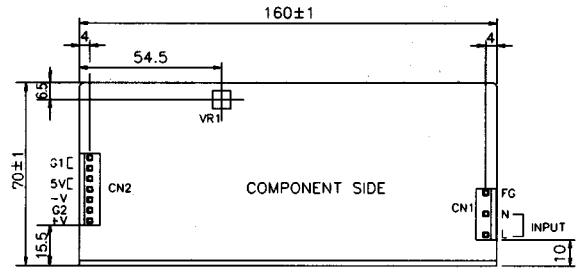
# LWT-H-SERIES

## ■ LWT15H



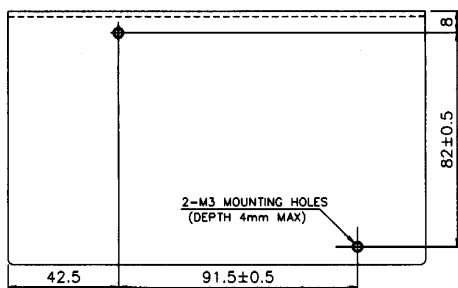
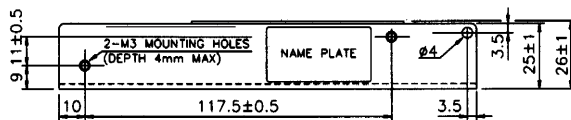
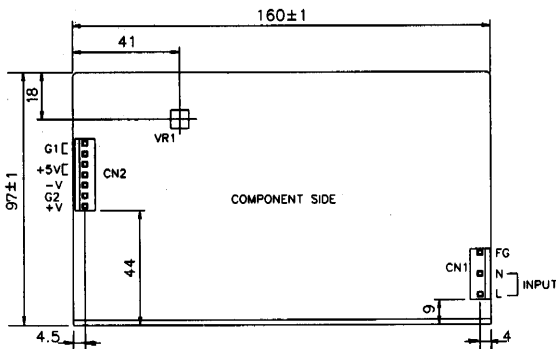
(Unit: mm)

## ■ LWT30H



(Unit: mm)

## ■ LWT50H



(Unit: mm)