



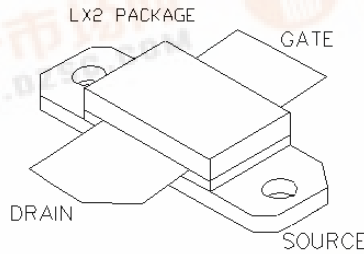
polyfet rf devices

LX803

General Description

Silicon VDMOS and LDMOS transistors designed specifically for broadband RF applications. Suitable for Military Radios, Cellular and Paging Amplifier Base Stations, Broadcast FM/AM, MRI, Laser Driver and others.

"Polyfet"TM process features low feedback and output capacitances resulting in high F_t transistors with high input impedance and high efficiency.



SILICON GATE ENHANCEMENT MODE RF POWER LDMOS TRANSISTOR

45 Watts Single Ended

Package Style LX2

HIGH EFFICIENCY, LINEAR,
HIGH GAIN, LOW NOISE

ABSOLUTE MAXIMUM RATINGS (TC = 25 °C)

Total Device Dissipation	Junction to Case Thermal Resistance	Maximum Junction Temperature	Storage Temperature	DC Drain Current	Drain to Gate Voltage	Drain to Source Voltage	Gate to Source Voltage
120 Watts	1.25 °C/W	200 °C	-65 °C to 150 °C	6 A	70 V	70 V	20 V

RF CHARACTERISTICS (45WATTS OUTPUT)

SYMBOL	PARAMETER	MIN	TYP	MAX	UNITS	TEST CONDITIONS
Gps	Common Source Power Gain	11			dB	Idq = 1.2 A, Vds = 28.0V, F = 1000 MHz
η	Drain Efficiency		55		%	Idq = 1.2 A, Vds = 28.0V, F = 1000 MHz
VSWR	Load Mismatch Tolerance			20:1	Relative	Idq = 1.2 A, Vds = 28.0V, F = 1000 MHz

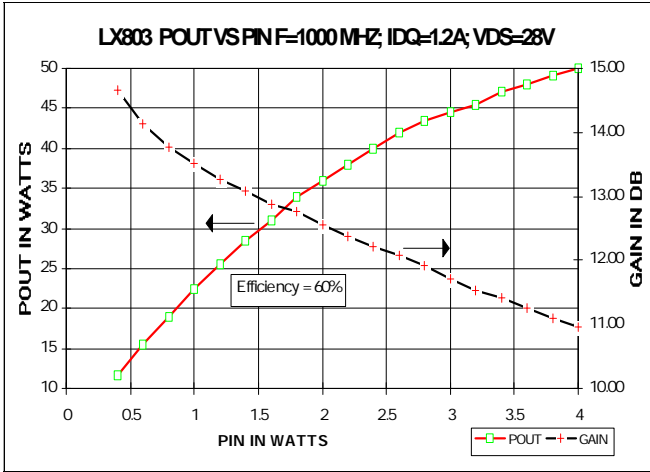
ELECTRICAL CHARACTERISTICS (EACH SIDE)

SYMBOL	PARAMETER	MIN	TYP	MAX	UNITS	TEST CONDITIONS
Bvdss	Drain Breakdown Voltage	65			V	Ids = 0.2 A, Vgs = 0V
Idss	Zero Bias Drain Current			3	mA	Vds = 28.0V, Vgs = 0V
Igss	Gate Leakage Current			1	uA	Vds = 0 V, Vgs = 30V
Vgs	Gate Bias for Drain Current	1		7	V	Ids = 0.3 A, Vgs = Vds
gM	Forward Transconductance		2.4		Mho	Vds = 10V, Vgs = 5V
Rdson	Saturation Resistance		0.35		Ohm	Vgs = 20V, Ids = 7.5 A
Idsat	Saturation Current		16.5		Amp	Vgs = 20V, Vds = 10V
Ciss	Common Source Input Capacitance		90		pF	Vds = 28.0 V, Vgs = 0V, F = 1 MHz
Crss	Common Source Feedback Capacitance		3		pF	Vds = 28.0 V, Vgs = 0V, F = 1 MHz
Coss	Common Source Output Capacitance		45		pF	Vds = 28.0 V, Vgs = 0V, F = 1 MHz

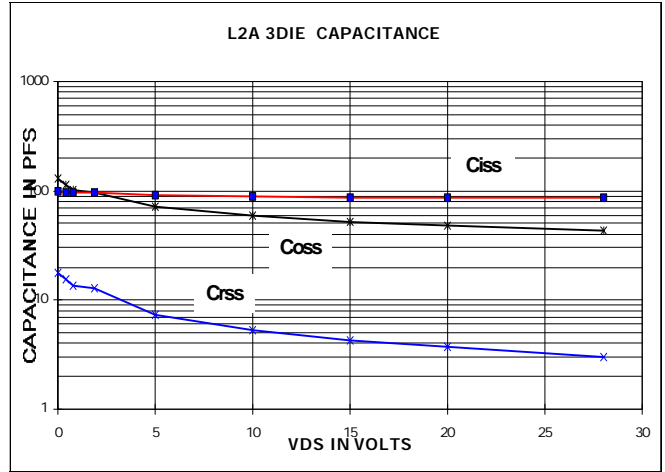


LX803

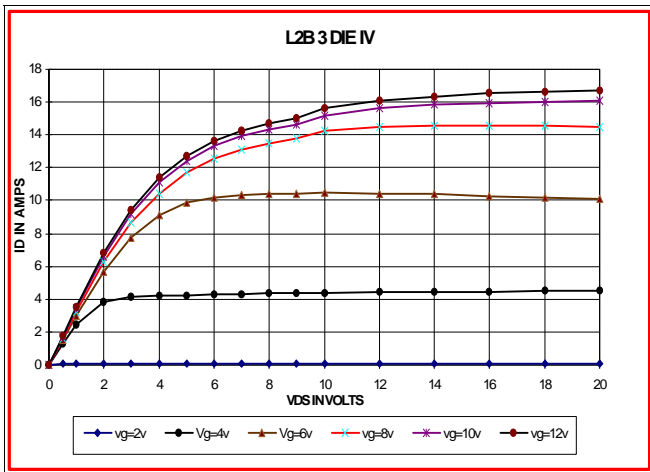
POUT VS PIN GRAPH



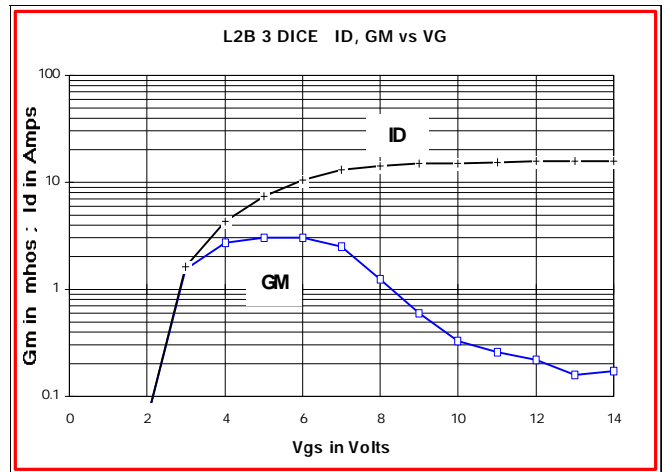
CAPACITANCE VS VOLTAGE



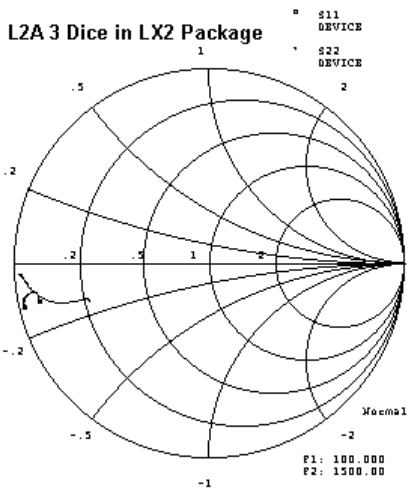
IV CURVE



ID AND GM VS VGS



S11 AND S22 SMITH CHART



PACKAGE DIMENSIONS IN INCHES

