




**M2001C**

Vishay Draloric

**Ceramic/Cermet Attenuator**



**FEATURES**

- Symmetrical T-Pad for control and/or reduction of signals on high frequency lines
- Applicable for frequencies up to 1GHz
- Matched to the characteristic impedance of coaxial antenna cable
- Metal shielded
- For vertical mounting
- Applications: home cable TV, satellite TV, cable amplifiers, VHF/UHF output amplifiers

**STANDARD ELECTRICAL SPECIFICATIONS**

Resistive Element	Cermet, on ceramic substrate
Wiper Contact	Metal
Impedance	75R, (50R on special request)
Nominal Attenuation and Tolerance	20dB + 5 - 2dB
Insertion Loss up to 860MHz	≤ 1dB
Reflexion Attenuation at 860MHz	≥ 14dB
Adjustable Minimum Attenuation	0.5dB
Operating Temperature Range	- 25°C to + 90°C
Resistance to Soldering Heat	DIN 40046 sheet 18, (not suited for IR-soldering)

**ORDERING INFORMATION**

M2001C	S2	75R	20dB	3U
MODEL	STYLE	IMPEDANCE	ATTENUATION	TURNS



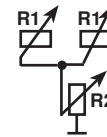
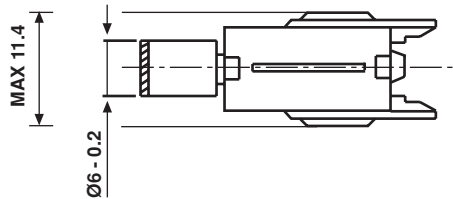
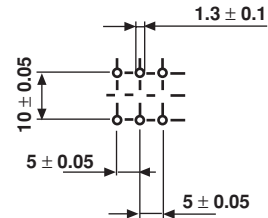
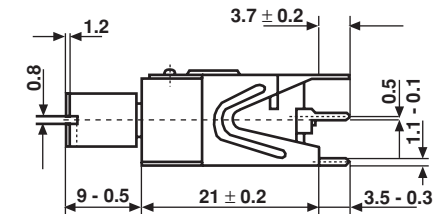
# M2001C

Vishay Draloric

Ceramic/Cermet Attenuator



## DIMENSIONS



MECHANICAL SPECIFICATIONS	
Housing	Plastic material, dust protected
Mounting	Vertical, top adjustment, 6 pins
Actuation	Insulated plastic shaft with screw driver slot and inside hexagon
Metal Case	Tinned pins
Terminals	Silver plated pins
Mechanical Travel	3 turns, (6 turns on special request)
End Stop	3 turns version: Fixed stop 6 turns version: No end stop, clutch mechanism
Operating Torque	0.5Ncm to 3Ncm
Weight per PC	3.3g

PACKAGING
250 pieces in bulk