查询M57716L供应商 捷多邦，专业PCB打样工厂，24小时加急出货

MITSUBISHI RF POWER MODULE

M57716L

360-380MHz, 12.5V, 13W, DIGITAL MOBILE RADIO

OUTLINE DRAWING

Dimensions in mm

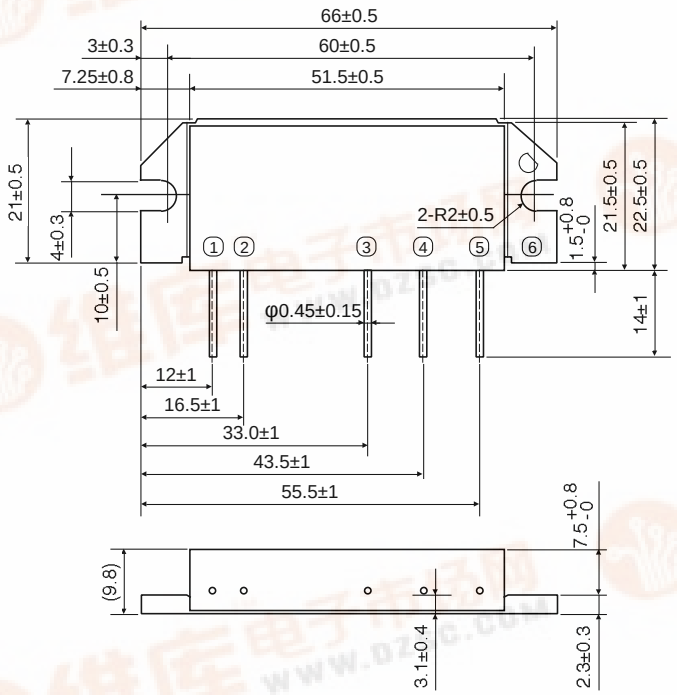

H3

BLOCK DIAGRAM

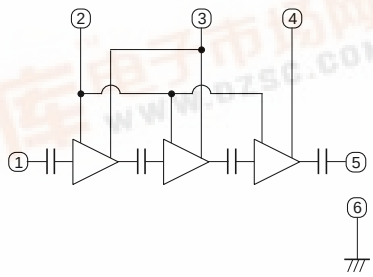

PIN:
①Pin : RF INPUT
②VBB : BASE BIAS SUPPLY
③VCC1: 1st. DC SUPPLY
④VCC2: 2nd. DC SUPPLY
⑤PO : RF OUTPUT
⑥GND: FIN

ABSOLUTE MAXIMUM RATINGS (Tc=25°C unless otherwise noted)

Symbol	Parameter	Conditions	Ratings	Unit
VCC	Supply voltage	ZG=ZL=50Ω, VBB=9V	17	V
VBB	Bias voltage	ZG=ZL=50Ω, VCC≤12.5V	9.5	V
ICC	Total current	ZG=ZL=50Ω	6	A
Pin (max)	Input power	ZG=ZL=50Ω, VCC≤12.5V, VBB=9V	300	mW
PO (max)	Output power	ZG=ZL=50Ω, VCC≤12.5V, VBB=9V	20	W
TC (OP)	Operation case temperature	ZG=ZL=50Ω	-30 to +110	°C
Tstg	Strage temperature		-40 to +110	°C

Note. Above parameters are guaranteed independently.

ELECTRICAL CHARACTERISTICS (Tc=25°C unless otherwise noted)

Symbol	Parameter	Test conditions	Limits		Unit
			Min	Max	
f	Frequency range		360	380	MHz
PO	Output power	Pin=200mW,VCC=12.5V,VBB=9V, ZG=ZL=50Ω	13		W
ηT	Total efficiency	VCC=12.5V, VBB=9V, PO=4W (Pin:controlled) ZG=ZL=50Ω	15		%
2fO	2nd. harmonic	Pin=200mW, VCC=12.5, VBB=9V, ZG=ZL=50Ω		-30	dBc
3fO	3rd. harmonic			-30	dBc
ρin	Input VSWR			2.5	-
Gp	Power gain	Pin=10dBm, VCC=12.5V, VBB=9V, ZG=ZL=50Ω	27		dB
IMD3	3rd. internal modulation	VCC=12.5V, VBB=9V, PO (AVE)=4W, (Pin:controlled) 2tone, Δf=2kHz, ZG=ZL=50Ω		-25	dBc
-	Load VSWR tolerance	VCC=14.4V, VBB=9V, PO=10W(Pin:controlled) ZG=50Ω, Load VSWR=8:1 (All phase)	No degradation or destory		-
-	Stability	Pin=0-300mW, VCC=10.8-13.2V, VBB=9V, PO≤ 20W ρI≤3.0 (All phase), ZG=50Ω	No parastic oscillation		Note 1

Note. Above parameters, ratings, limits and test conditions are subject to change.
Note 1. Stability is tested by sampling test (10pcs/Lot)

找PDF 维库一下 pdf.dzsc.com

TYPICAL PERFORMANCE DATA

OUTPUT POWER, TOTAL EFFICIENCY, IMD, GAIN VS. INPUT POWER

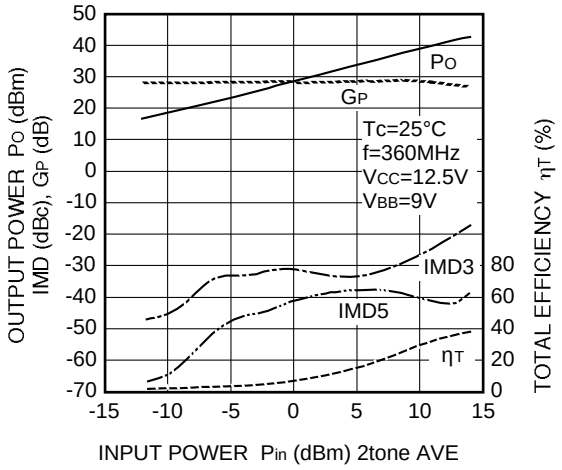
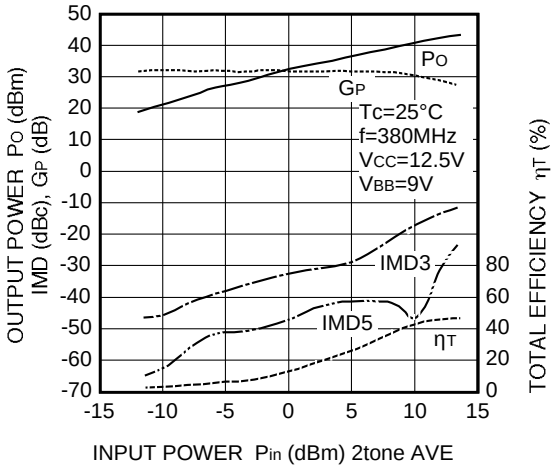
OUTPUT POWER, TOTAL EFFICIENCY, IMD, GAIN VS. INPUT POWER