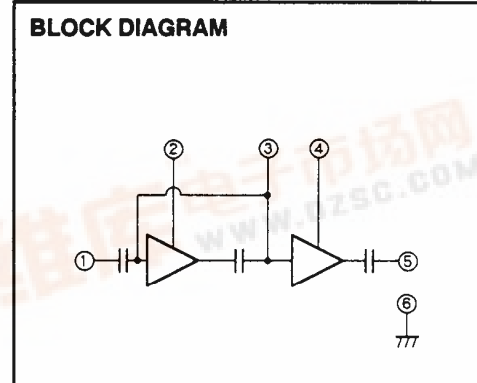
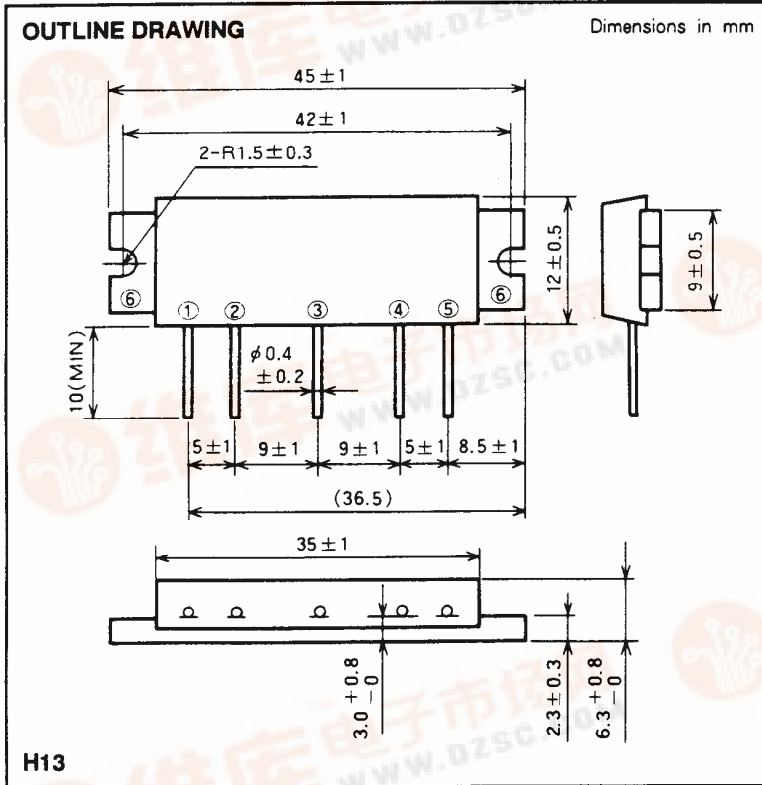


M67723

220-225MHz, 12.5V, 7W, FM PORTABLE RADIO



- PIN :
- ① Pin : RF INPUT
 - ② Vcc1 : 1st. DC SUPPLY
 - ③ Vbb : BASE BIAS SUPPLY
 - ④ Vcc2 : 2nd. DC SUPPLY
 - ⑤ Po : RF OUTPUT
 - ⑥ GND : FIN

ABSOLUTE MAXIMUM RATINGS (T_c = 25 °C unless otherwise noted)

Symbol	Parameter	Conditions	Ratings	Unit
V _{cc}	Supply voltage		16	V
V _{bb}	Base bias		6	V
I _{cc}	Total current		4	A
P _{in(max)}	Input power	Z _G = Z _L = 50 Ω, V _{cc1} ≤ 12.5V	40	mW
P _{o(max)}	Output power	Z _G = Z _L = 50 Ω	10	W
T _{c(OP)}	Operation case temperature		- 30 to 110	°C
T _{stg}	Storage temperature		- 40 to 110	°C

Note. Above parameters are guaranteed independently.

ELECTRICAL CHARACTERISTICS (T_c = 25 °C unless otherwise noted)

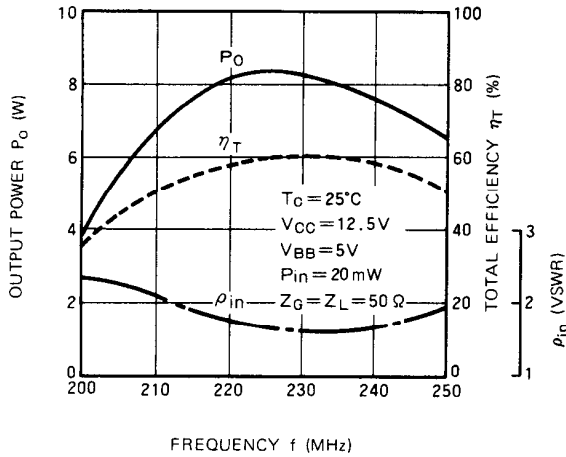
Symbol	Parameter	Test conditions	Limits		Unit
			Min	Max	
f	Frequency range	P _{in} = 20mW V _{bb} = 5V V _{cc} = 12.5V Z _G = Z _L = 50 Ω	220	225	MHz
P _o	Output power		7		W
η _T	Total efficiency		45		%
2fo	2nd. harmonic			- 20	dBc
3fo	3rd. harmonic			- 30	dBc
ρ _{in}	Input VSWR			2.5	-
-	Load VSWR tolerance	V _{cc} = 13.2V, V _{bb} = 5V P _o = 7W (P _{in} : controlled) Load VSWR ≥ 20:1 (All phase), 2sec. Z _G = 50 Ω	No degradation or destroy		-

Note. Above parameters, ratings, limits and conditions are subject to change.

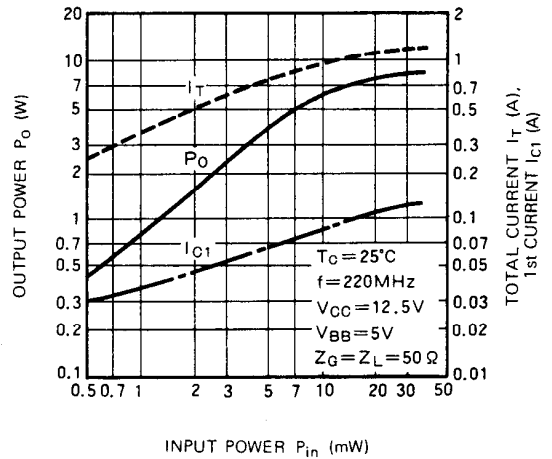


TYPICAL PERFORMANCE DATA

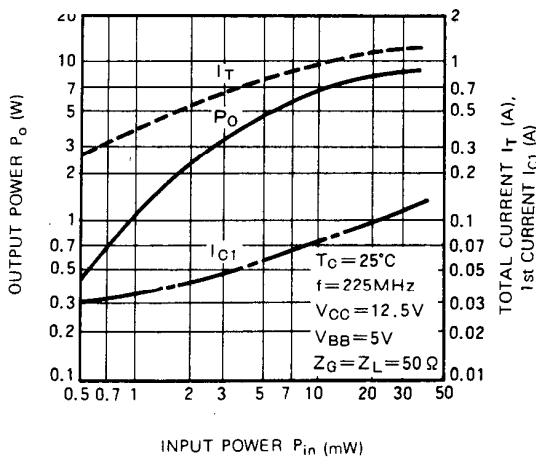
OUTPUT POWER, TOTAL EFFICIENCY, ρ_{in} VS. FREQUENCY CHARACTERISTICS



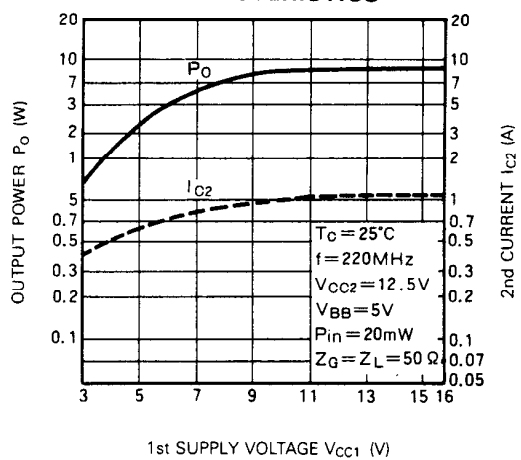
OUTPUT POWER, TOTAL CURRENT, 1st CURRENT VS. INPUT POWER CHARACTERISTICS



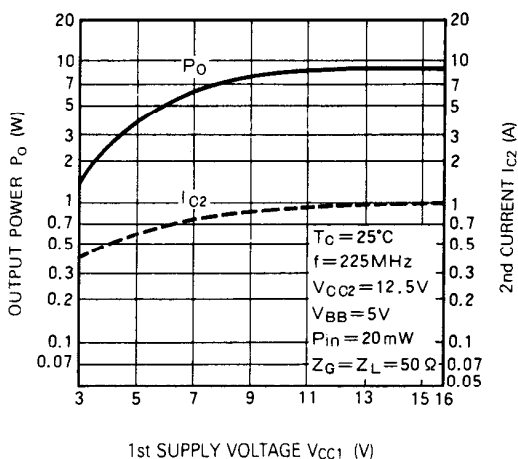
OUTPUT POWER, TOTAL CURRENT, 1st CURRENT VS. INPUT POWER CHARACTERISTICS



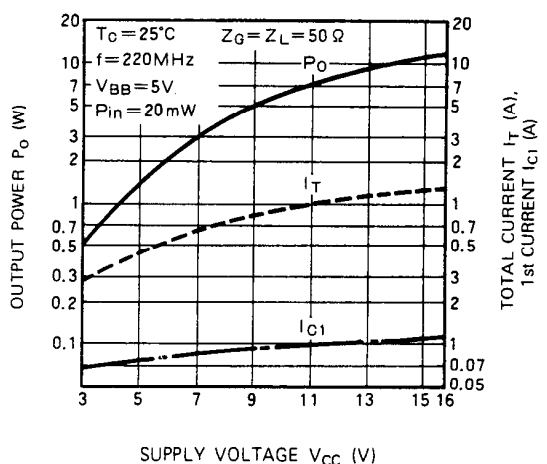
OUTPUT POWER, 2nd CURRENT VS. 1st SUPPLY VOLTAGE CHARACTERISTICS



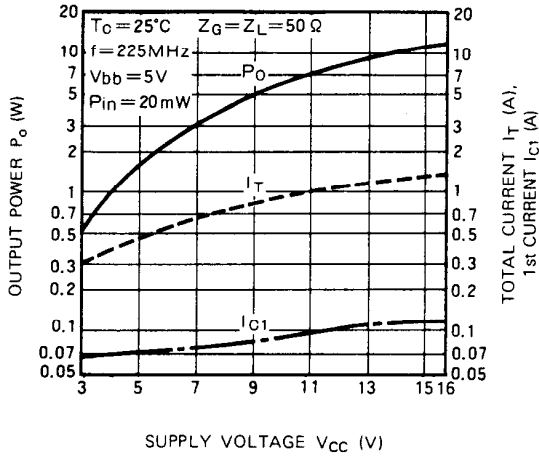
OUTPUT POWER, 2nd CURRENT VS. 1st SUPPLY VOLTAGE CHARACTERISTICS



OUTPUT POWER, TOTAL CURRENT, 1st CURRENT VS. SUPPLY VOLTAGE CHARACTERISTICS



OUTPUT POWER, TOTAL CURRENT,
1st CURRENT VS. SUPPLY
VOLTAGE CHARACTERISTICS



2nd, 3rd HARMONIC VS. FREQUENCY
CHARACTERISTICS

