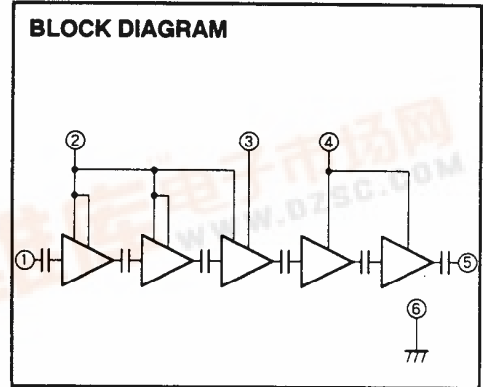
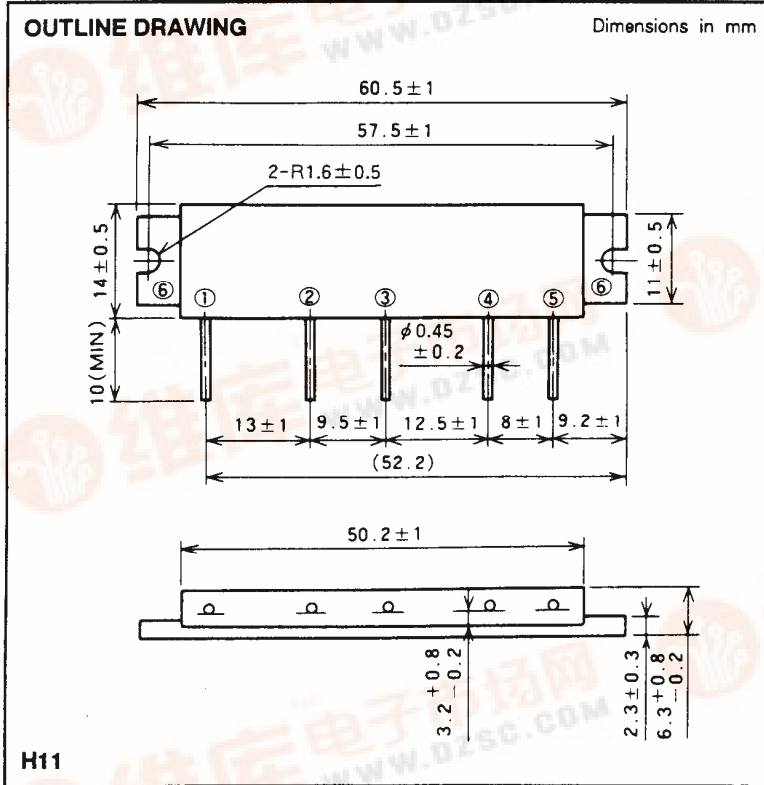


M67776L

806-870MHz, 7.2V, 5.0W, FM PORTABLE RADIO



PIN :

- ① Pin : RF INPUT
- ② Vcc1 : 1st. DC SUPPLY
- ③ Vcc2 : 2nd. DC SUPPLY
- ④ Vcc3 : 3rd. DC SUPPLY
- ⑤ Po : RF OUTPUT
- ⑥ GND : FIN

ABSOLUTE MAXIMUM RATINGS (T_c = 25 °C unless otherwise noted)

Symbol	Parameter	Conditions	Ratings	Unit
V _{cc1,2,3}	Supply voltage		9.2	V
I _{cc}	Total current	Z _G = Z _L = 50 Ω	4	A
P _{in(max)}	Input power	Z _G = Z _L = 50 Ω, V _{cc1} ≤ 7.2V	4	mW
P _{o(max)}	Output power	Z _G = Z _L = 50 Ω, V _{cc1} ≤ 7.2V	8	W
T _{c(OP)}	Operation case temperature	Z _G = Z _L = 50 Ω, V _{cc1} ≤ 7.2V	- 30 to 100	°C
T _{stg}	Storage temperature		- 40 to 110	°C

Note. Above parameters are guaranteed independently.

ELECTRICAL CHARACTERISTICS (T_c = 25 °C unless otherwise noted)

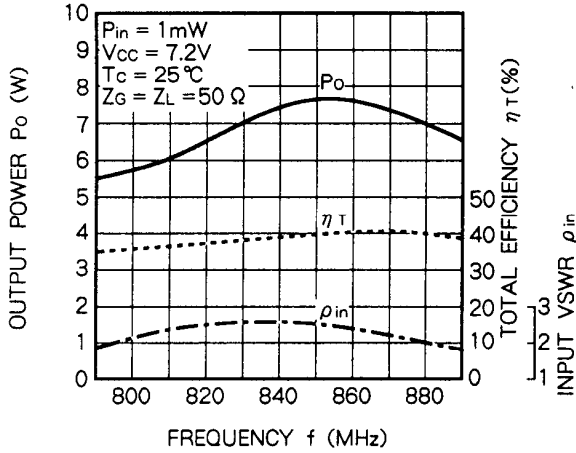
Symbol	Parameter	Test conditions	Limits		Unit
			Min	Max	
f	Frequency range	P _{in} = 1mW V _{cc1} = V _{cc2} = V _{cc3} = 7.2V Z _G = Z _L = 50 Ω	806	870	MHz
P _o	Output power		5		W
η _T	Total efficiency		30		%
2f _o	2nd. harmonic			- 30	dBc
3f _o	3rd. harmonic			- 30	dBc
ρ _{in}	Input VSWR			3.0	-
-	Load VSWR tolerance	V _{cc2} =V _{cc3} =9.2V, P _o =5.0W(V _{cc1} controlled), Load VSWR=20:1(All phase), 2sec. Z _G = 50 Ω	No degradation or destroy		-

Note. Above parameters, ratings, limits and conditions are subject to change.

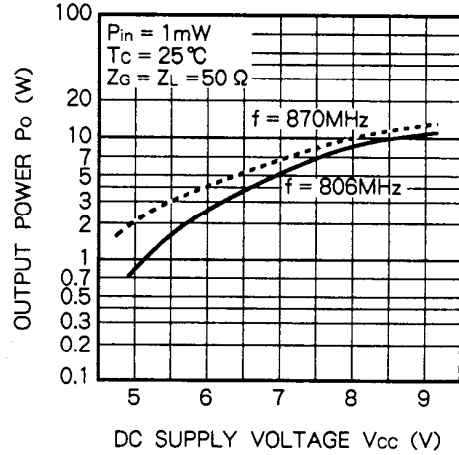


TYPICAL PERFORMANCE DATA

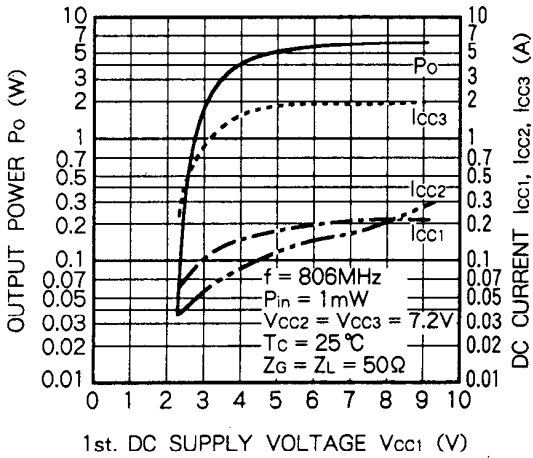
OUTPUT POWER, TOTAL EFFICIENCY, INPUT VSWR VS. FREQUENCY CHARACTERISTICS



OUTPUT POWER VS. DC SUPPLY VOLTAGE CHARACTERISTICS



OUTPUT POWER, DC CURRENT VS. 1st. DC SUPPLY VOLTAGE CHARACTERISTICS



OUTPUT POWER, DC CURRENT VS. 1st. DC SUPPLY VOLTAGE CHARACTERISTICS

