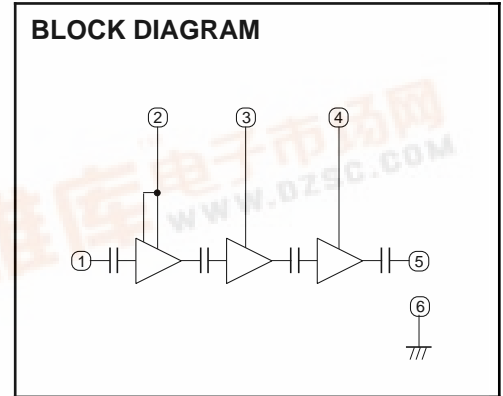
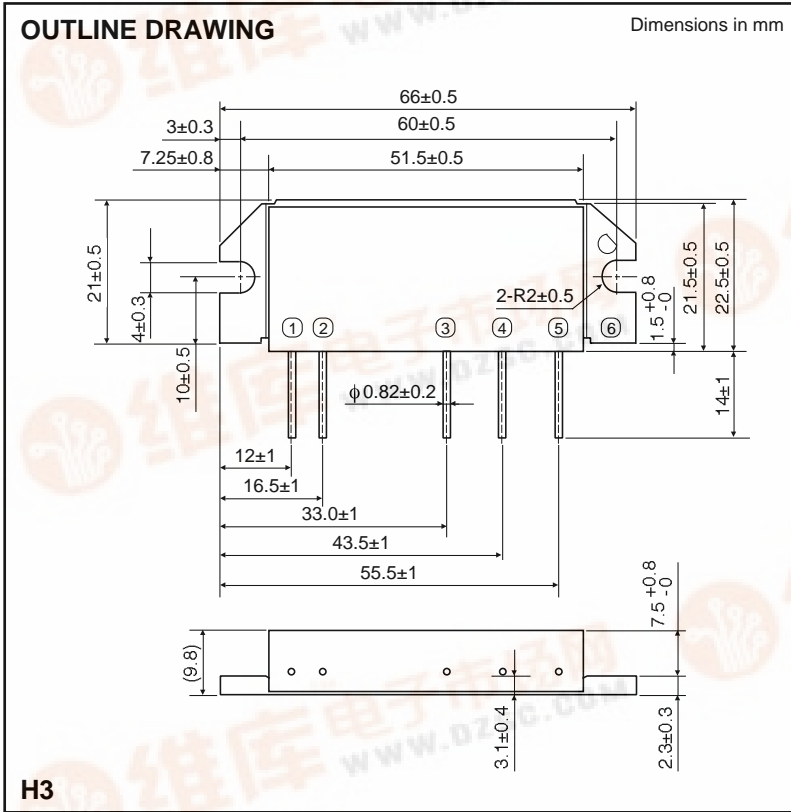


MITSUBISHI RF POWER MODULE

M68762L

400-450MHz, 12.5V, 30W, FM MOBILE RADIO



PIN:

- ① Pin : RF INPUT
- ② Vcc1: 1st. DC SUPPLY
- ③ Vcc2: 2nd. DC SUPPLY
- ④ Vcc3: 3rd. DC SUPPLY
- ⑤ Po : RF OUTPUT
- ⑥ GND: FIN

ABSOLUTE MAXIMUM RATINGS (Tc=25°C unless otherwise noted)

Symbol	Parameter	Conditions	Ratings	Unit
Vcc	Supply voltage	ZG=ZL=50	17	V
Icc	Total current	ZG=ZL=50	10	A
P _{in} (max)	Input power	ZG=ZL=50 , Vcc1 12.5V	600	mW
P _O (max)	Output power	ZG=ZL=50 , Vcc1 12.5V	40	W
T _C (OP)	Operation case temperature	ZG=ZL=50 , Vcc1 12.5V	-30 to +110	°C
T _{stg}	Storage temperature		-40 to +110	°C

Note. Above each maximum ratings are guaranteed independently.

ELECTRICAL CHARACTERISTICS (Tc=25°C unless otherwise noted)

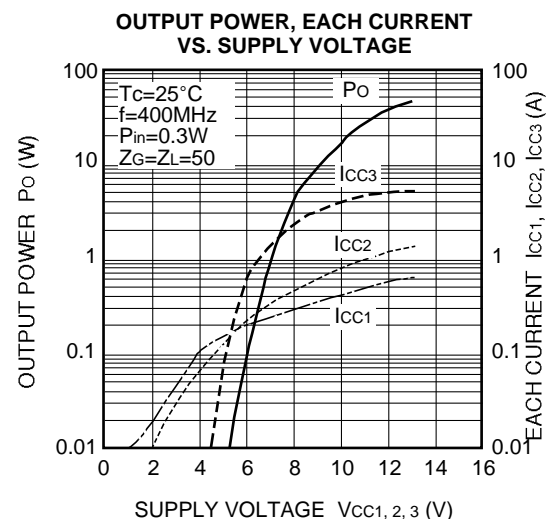
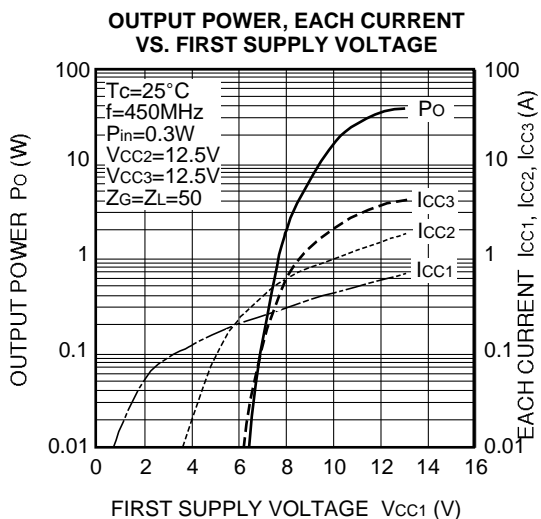
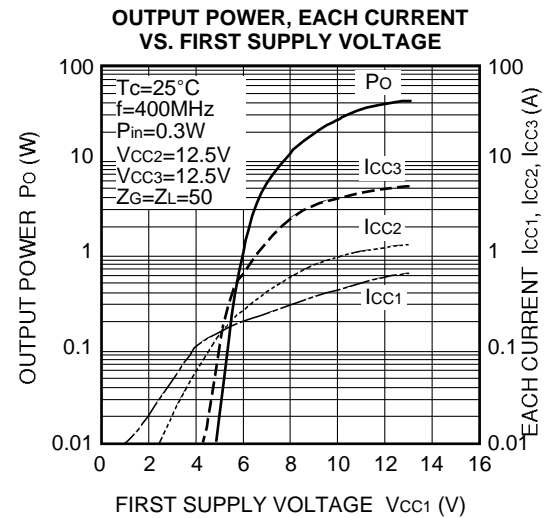
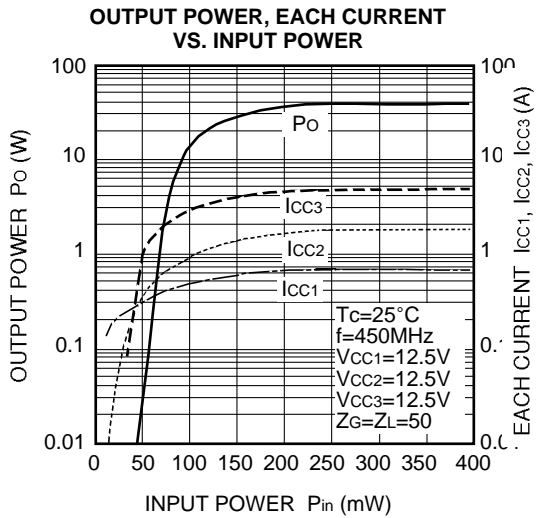
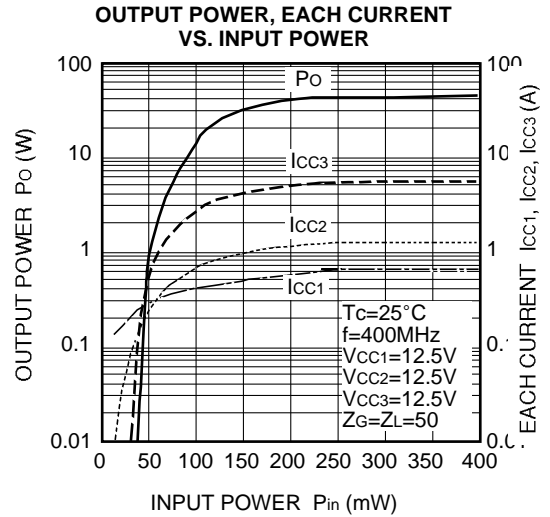
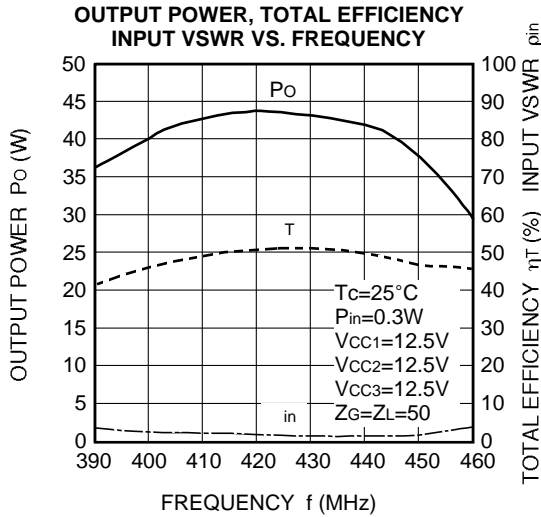
Symbol	Parameter	Test conditions	Limits		Unit
			Min	Max	
f	Frequency range		400	450	MHz
P _O	Output power		30		W
η	Total efficiency	Vcc=12.5V, P _{in} =300mW, ZG=ZL=50	40		%
2f _o	2nd. harmonic			-30	dBc
3f _o	3rd. harmonic			-30	dBc
S _{in}	Input VSWR			2.8	-
	Load VSWR tolerance	Vcc=15.2V, P _O =30W (P _{in} :Controlled), ZG=50 , Load VSWR=20:1 (All phase)	No degradation or destroy		-

Note. Above parameters, ratings, limits and test conditions are subject to change.

MITSUBISHI RF POWER MODULE
M68762L

400-450MHz, 12.5V, 30W, FM MOBILE RADIO

TYPICAL PERFORMANCE DATA



MITSUBISHI RF POWER MODULE
M68762L

400-450MHz, 12.5V, 30W, FM MOBILE RADIO

