

MA2B150, MA2B161, MA2B162, MA2B162A

Silicon epitaxial planar type

For switching circuits

■ Features

- Short reverse recovery time t_{rr}
- Small terminal capacitance, C_t

■ Absolute Maximum Ratings $T_a = 25^\circ\text{C}$

Parameter	Symbol	Rating	Unit	
Reverse voltage (DC)	MA2B150	V_R	35	V
	MA2B161			
	MA2B162			
	MA2B162A			
Repetitive peak reverse voltage	MA2B150	V_{RRM}	35	V
	MA2B161			
	MA2B162			
	MA2B162A			
Average forward current	$I_{F(AV)}$	100	mA	
Repetitive peak forward current	I_{FRM}	225	mA	
Non-repetitive peak forward surge current*	I_{FSM}	500	mA	
Junction temperature	T_j	200	$^\circ\text{C}$	
Storage temperature	T_{stg}	-55 to +150	$^\circ\text{C}$	

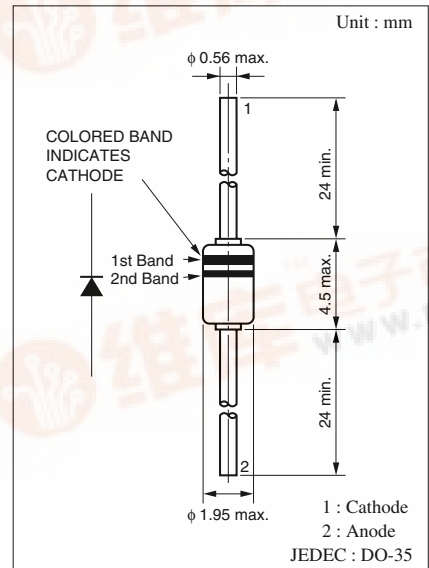
Note) * : $t = 1 \text{ s}$

■ Electrical Characteristics $T_a = 25^\circ\text{C}$

Parameter	Symbol	Conditions	Min	Typ	Max	Unit
Reverse current (DC)	MA2B150	I_R	$V_R = 15 \text{ V}$		0.025	μA
			$V_R = 30 \text{ V}$		0.1	
	MA2B161	I_R	$V_R = 15 \text{ V}$		0.025	
			$V_R = 50 \text{ V}$		5	
	MA2B162	I_R	$V_R = 20 \text{ V}$	0.012	0.025	
			$V_R = 75 \text{ V}$		5	
	MA2B162A	I_R	$V_R = 20 \text{ V}$	0.012	0.025	
			$V_R = 120 \text{ V}$		5	
	MA2B150	I_R	$V_R = 35 \text{ V}, T_a = 150^\circ\text{C}$		100	
	MA2B161	I_R	$V_R = 50 \text{ V}, T_a = 150^\circ\text{C}$		100	
MA2B162	I_R	$V_R = 75 \text{ V}, T_a = 150^\circ\text{C}$		50		
MA2B162A	I_R	$V_R = 75 \text{ V}, T_a = 150^\circ\text{C}$		50		
Forward voltage (DC)	V_F	$I_F = 100 \text{ mA}$		0.95	1.2	V
Reverse voltage (DC)	V_R	$I_R = 5 \mu\text{A}$	35			V
Terminal capacitance	C_t	$V_R = 0 \text{ V}, f = 1 \text{ MHz}$		0.9	2	pF
Reverse recovery time*	MA2B150	t_{rr}	$I_F = 10 \text{ mA}, V_R = 1 \text{ V}, R_L = 100 \Omega$ Measure when $I_{tr} = 0.1 \cdot I_R$		10	ns
	MA2B161/162/162A				2.2	

Note) 1. Rated input/output frequency: 100 MHz

2. * : t_{rr} measuring circuit

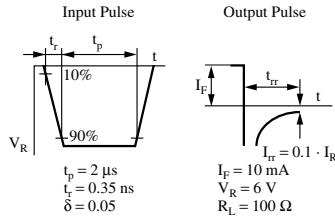
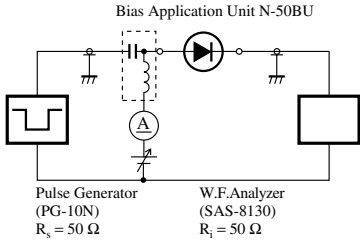


■ Cathode Indication

Type No.	MA2B150	MA2B161	MA2B162	MA2B162A
Color	White	Green	Violet	Black
1st Band	White	Green	Violet	Black
2nd Band	—	—	—	Black



我PDF
pdf.dzsc.com



t_{rr} measuring circuit

