

MA3062WA

Silicon planer type

Constant voltage, constant current, waveform clipper and surge absorption circuit

■ Features

- Mini type package (3-pin)
- Two anode-common wiring of MA3062

■ Absolute Maximum Ratings (Ta= 25°C)

Parameter	Symbol	Rating	Unit
Average forward current	$I_{F(AV)}$	100* ¹	mA
Instantaneous forward current	I_{FRM}	200* ¹	mA
Total power dissipation	P_{tot} * ²	100* ¹	mW
Non-repetitive reverse surge power dissipation	P_{ZSM} * ³	15	W
Junction temperature	T_j	150	°C
Storage temperature	T_{stg}	- 55 to + 150	°C

*¹ Working value in a single piece

*² With a printed-circuit board

*³ t=100μs, T_j=150°C

■ Electrical Characteristics (Ta= 25°C)*¹

Parameter	Symbol	Condition	min	typ	max	Unit
Forward voltage	V_F	$I_F=10mA$		0.8	0.9	V
Zener voltage	V_Z * ²	$I_Z=5mA$	5.8	6.2	6.6	V
Operating resistance	R_Z	$I_Z=5mA$		6	20	Ω
Reverse current	I_R	$V_R=4V$			3	μA
Temperature coefficient of zener voltage	S_Z * ³	$I_Z=5mA$	0.4	2.3	3.7	mV/°C
Terminal capacitance	C_t	$V_R=0V, f=1MHz$		90	130	pF

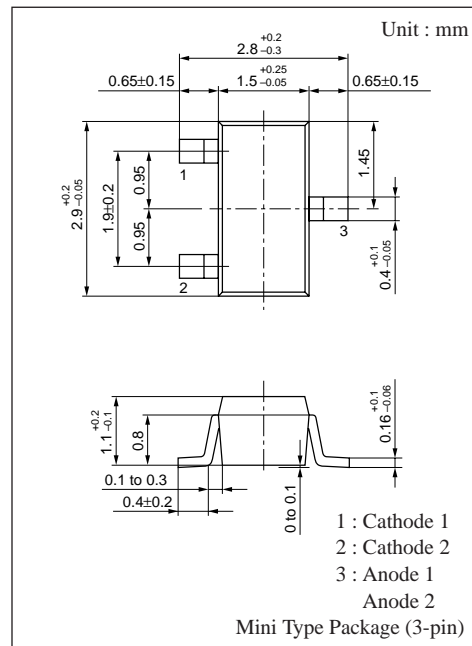
Note 1. Rated input/output frequency : 5MHz

2. *¹ : The V_Z value is for the temperature of 25°C. In other cases, carry out the temperature compensation.

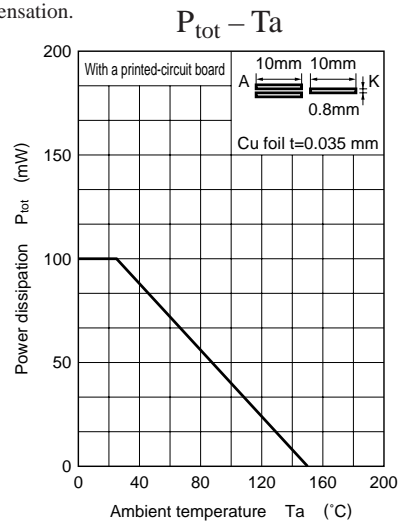
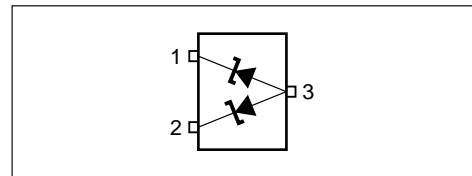
*² : Guaranteed at 20ms after power application

*³ : T_j= 25 to 150°C

■ Marking



■ Internal Connection



Copyright © Each Manufacturing Company.

All Datasheets cannot be modified without permission.

This datasheet has been download from :

www.AllDataSheet.com

100% Free DataSheet Search Site.

Free Download.

No Register.

Fast Search System.

www.AllDataSheet.com