



查询V626ME10供应商

Z-Communications, Inc.


9939 Via Pasar • San Diego, CA 92126
TEL (858) 621-2700 FAX (858) 621-2722

捷多邦, 专业PCB打样工厂, 24小时加急出货

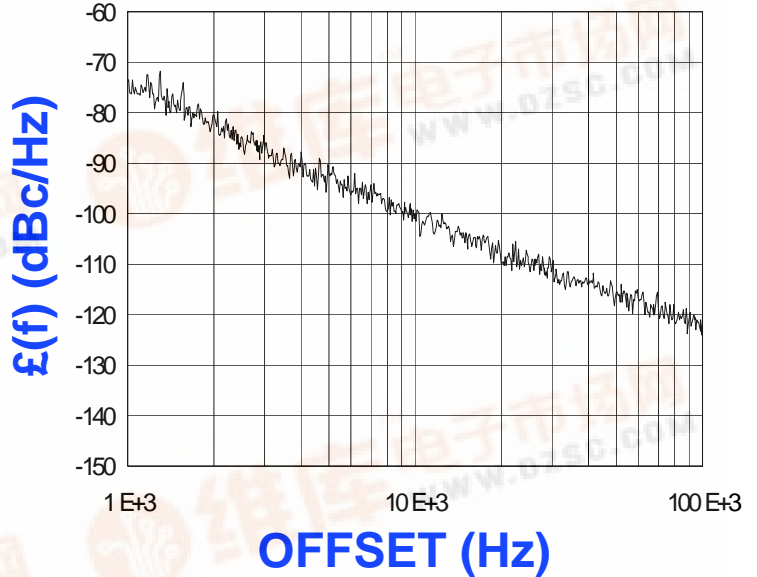
V626ME10

VOLTAGE CONTROLLED OSCILLATOR

Rev A1



PHASE NOISE (1 Hz BW, typical)



FEATURES

- Frequency Range: 2000 - 2500 MHz
- Tuning Voltage: 1-14 Vdc
- MINI-14H-L - Style Package

APPLICATIONS

- Digital Radios
- Earthstations
- Satellite Modems

PERFORMANCE SPECIFICATIONS

	VALUE	UNITS
Oscillation Frequency Range	2000 - 2500	MHz
Phase Noise @ 10 kHz offset (1 Hz BW, typ.)	-99	dBc/Hz
Harmonic Suppression (2nd, typ.)	-7	dBc
Tuning Voltage	1-14	Vdc
Tuning Sensitivity (avg.)	53	MHz/V
Power Output	4±2	dBm
Load Impedance	50	Ω
Input Capacitance (max.)	50	pF
Pushing	<1	MHz/V
Pulling (14 dB Return Loss, Any Phase)	<6	MHz
Operating Temperature Range	-20 to 70	°C
Package Style	MINI-14H-L	

POWER SUPPLY REQUIREMENTS

Supply Voltage (Vcc, nom.)	9	Vdc
Supply Current (Icc, typ.)	18	mA

All specifications are typical unless otherwise noted and subject to change without notice.

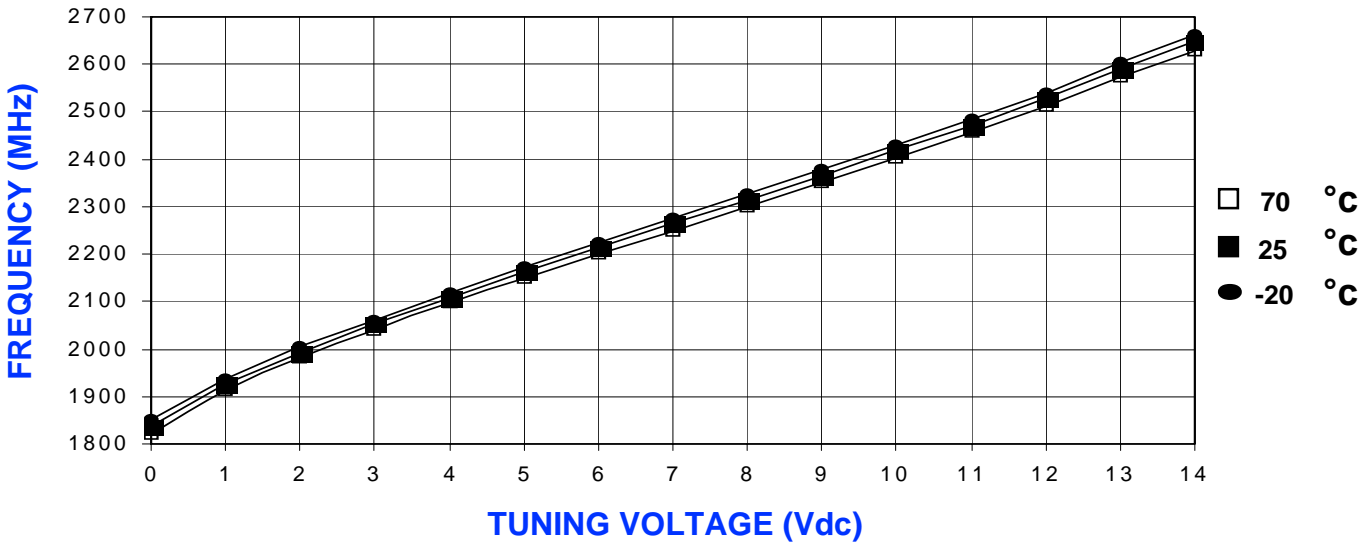
APPLICATION NOTES

- AN-100/1 : Mounting and Grounding of VCOs
- AN-102 : Proper Output Loading of VCOs
- AN-107 : How to Solder Z-COMM VCOs

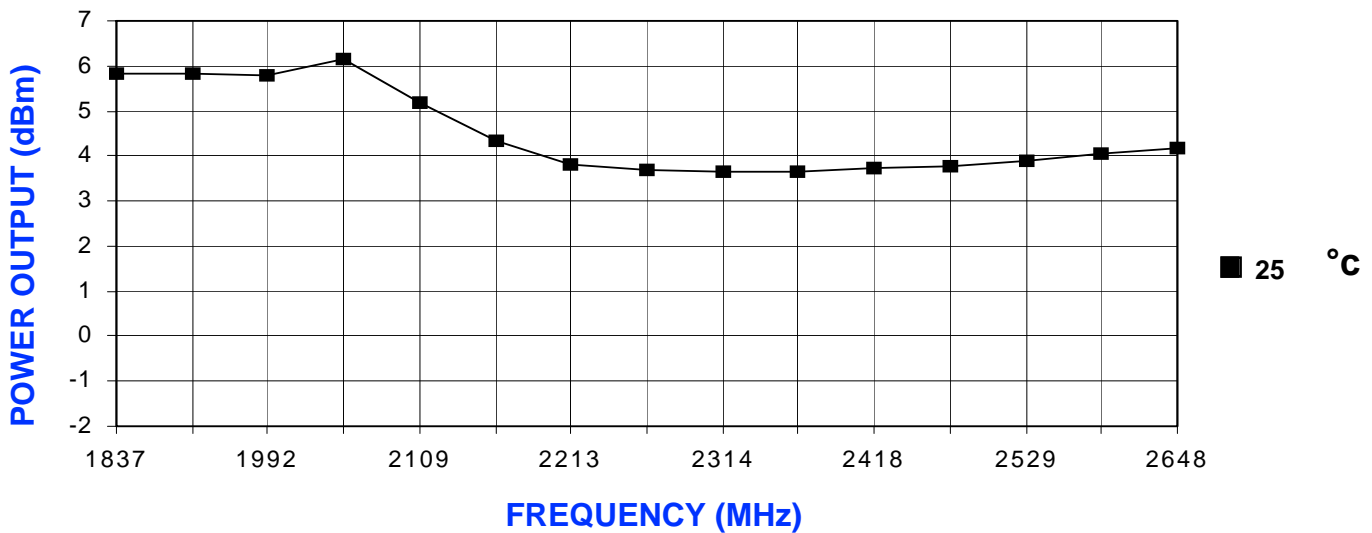
NOTES:



TUNING CURVE, typ.

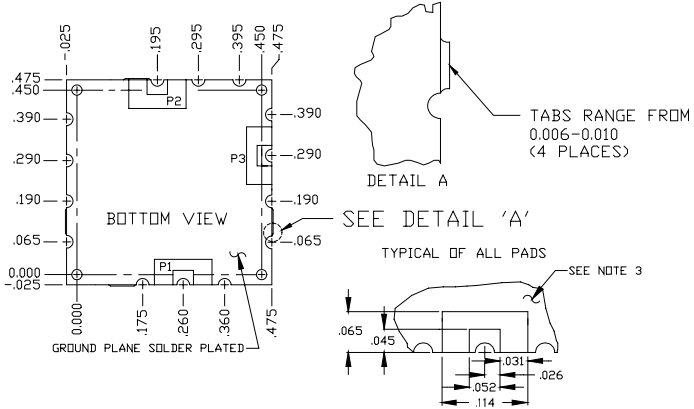


POWER CURVE, typ.



PHYSICAL DIMENSIONS

415-0065
MINI-14H-L REV.B
(DRAWING NOT TO SCALE)



- NOTES:
1. THE INSIDE RADIUS OF ALL 14 HALF HOLES AT THE PERIMETER OF THE BOARD ARE SOLDER PLATED TO PROVIDE A SURFACE FOR THE ATTACHMENT OF THE VCO TO A MOTHERBOARD, IN 11 LOCATIONS, WITH 3 PADS BEING USED FOR ELECTROMECHANICAL INTERFACE - 14 SOLDER LOCATIONS REQUIRED.
 2. THE SURFACE OF THE SHIELD IS TIN PLATED AND MAY BE SOLDERED TO.
 3. THE SHIELD'S BASE METAL IS BRASS.
 4. THE GROUND PLANE IS GROUND AND ATTACHES TO A GROUND TRACK ON THE UPPER SIDE OF THE BOARD AS WELL AS THE SHIELD BY PTH.
 5. UNLESS OTHERWISE NOTED ALL DIMENSIONS ARE IN INCHES.

