

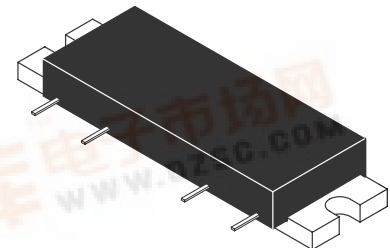
The RF Line UMTS Band RF Linear LDMOS Amplifier

Designed for Class AB amplifier applications in 50 ohm systems operating in the UMTS frequency band. A silicon FET design provides outstanding linearity and gain. In addition, the excellent group delay and phase linearity characteristics are ideal for digital modulation systems.

- Typical W-CDMA Performance for $V_{DD} = 28$ Volts, $V_{bias} = 8$ Volts, $I_{DQ} = 550$ mA, Channel Bandwidth = 3.84 MHz, Adjacent Channels at ± 5 MHz, ACPR Measured in 3.84 MHz Bandwidth. Peak/Avg. = 8.5 dB @ 0.01% Probability on CCDF, 3GPP Test Model 1, 64 DTCH.
- Adjacent Channel Power: -50 dBc @ 30 dBm, 5 MHz Channel Spacing
- Power Gain: 23.7 dB Min (@ $f = 2140$ MHz)
- Excellent Phase Linearity and Group Delay Characteristics
- 0.2 dB Typical Gain Flatness
- Ideal for Feedforward Base Station Applications

MHPA21010

2110–2170 MHz
 10 W, 23.7 dB
 RF HIGH POWER LDMOS AMPLIFIER



CASE 301AP-02, STYLE 3

MAXIMUM RATINGS ($T_C = 25^\circ\text{C}$ unless otherwise noted)

Rating	Symbol	Value	Unit
DC Supply Voltage	V_{DD}	30	Vdc
RF Input Power (Single Carrier CW)	P_{in}	+20	dBm
Storage Temperature Range	T_{stg}	-40 to +100	$^\circ\text{C}$
Operating Case Temperature Range	T_C	-20 to +100	$^\circ\text{C}$
Quiescent Bias Current	I_{DQ}	750	mA

ELECTRICAL CHARACTERISTICS ($V_{DD} = 28$ Vdc, $V_{BIAS} \cong 8$ V Set for Supply Current of 550 mA, $T_C = 25^\circ\text{C}$, 50 Ω System)

Characteristic	Symbol	Min	Typ	Max	Unit
Supply Current	I_{DD}	—	550	—	mA
Power Gain (f = 2140 MHz)	G_p	23.7	25	—	dB
Gain Flatness (f = 2110–2170 MHz)	G_F	—	0.2	0.6	dB
Power Output @ 1 dB Comp. (f = 2140 MHz)	P_{1dB}	—	41.5	—	dBm
Input VSWR (f = 2110–2170 MHz)	$VSWR_{in}$	—	1.5:1	2:1	
Noise Figure (f = 2140 MHz)	NF	—	—	10	dB
Adjacent Channel Power Rejection @ 30 dBm Avg., 3.84 MHz BW, 5 MHz Channel Spacing	ACPR	—	-55	-50	dBc

Freescale Semiconductor, Inc.

TYPICAL CHARACTERISTICS

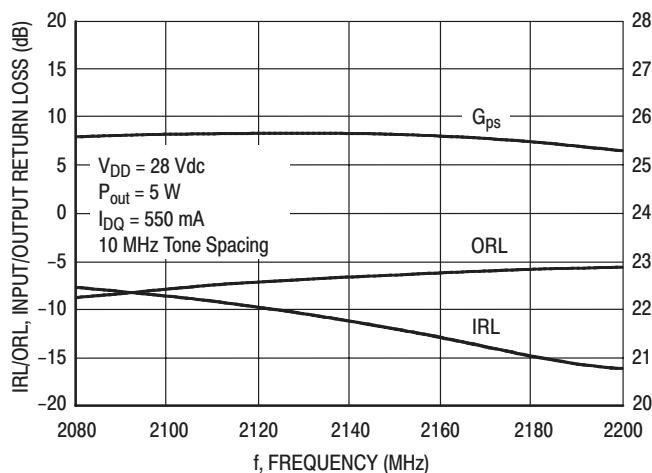


Figure 1. Two-Tone Power Gain, Input Return Loss and Output Return Loss versus Frequency

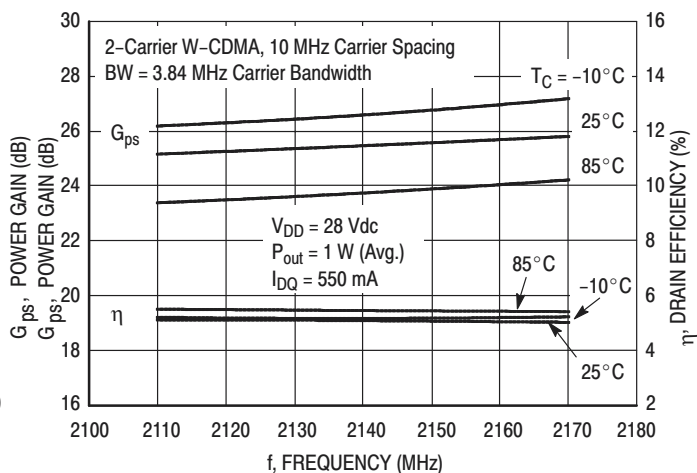


Figure 2. 2-Carrier W-CDMA Power Gain and Efficiency versus Frequency

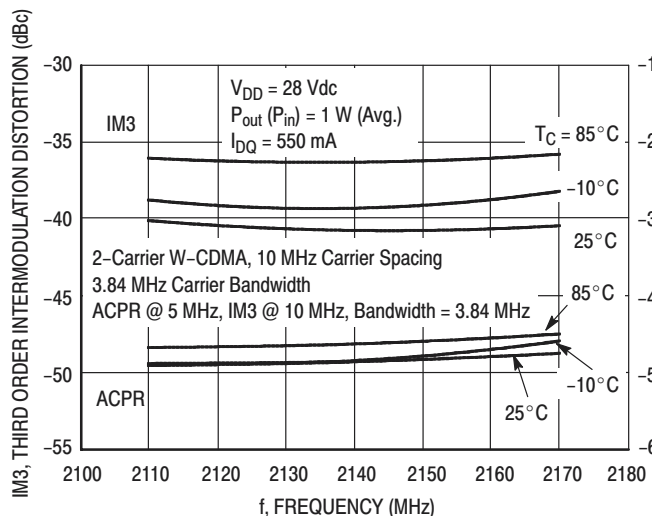


Figure 3. 2-Carrier W-CDMA IM3 and ACPR versus Frequency

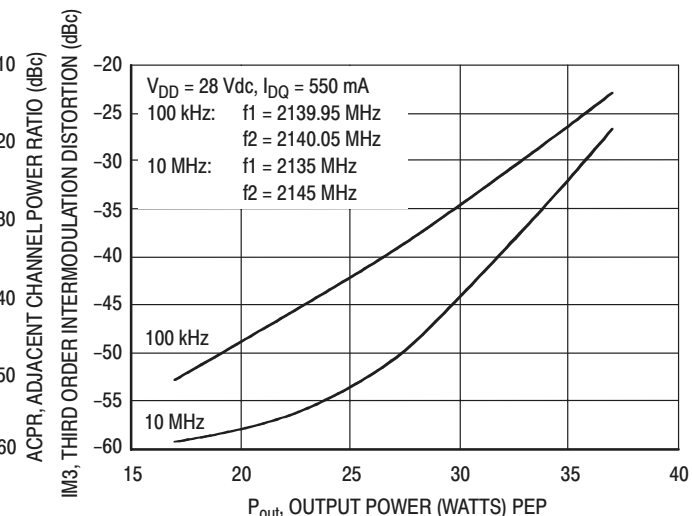


Figure 4. Two-Tone W-CDMA IM3 versus Output Power

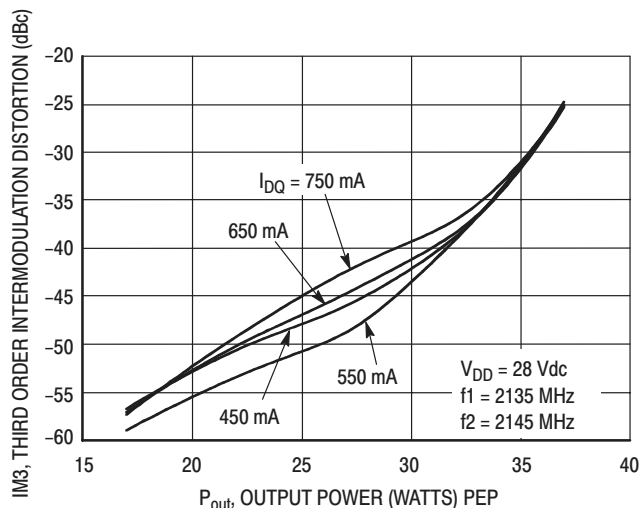


Figure 5. Third Order Intermodulation Distortion versus Output Power

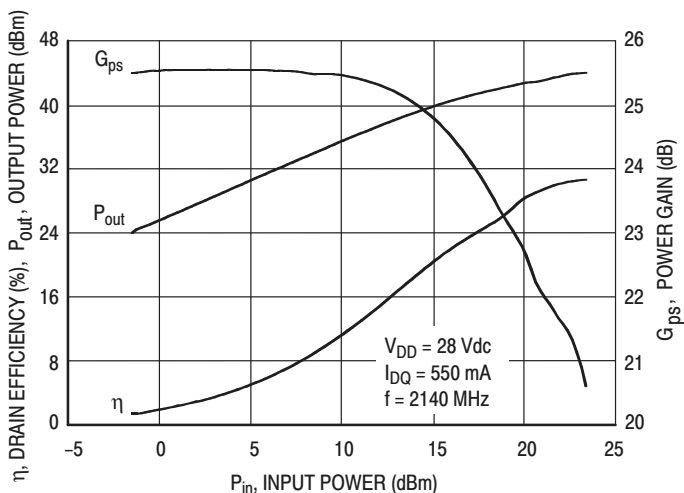


Figure 6. CW Output Power, Efficiency and Gain versus Input Power

Freescale Semiconductor, Inc.

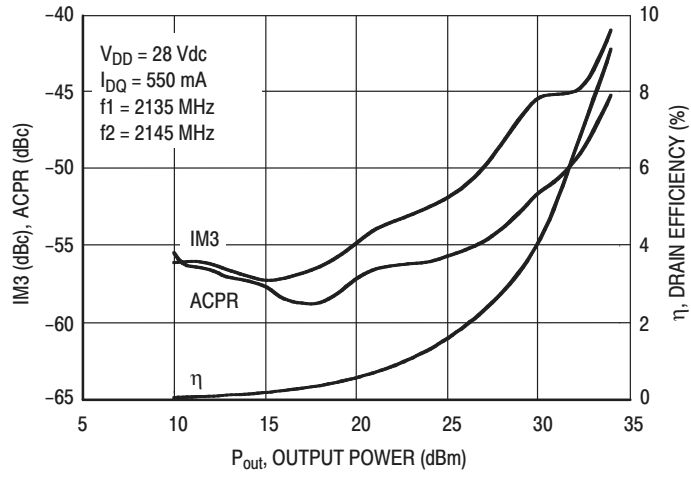
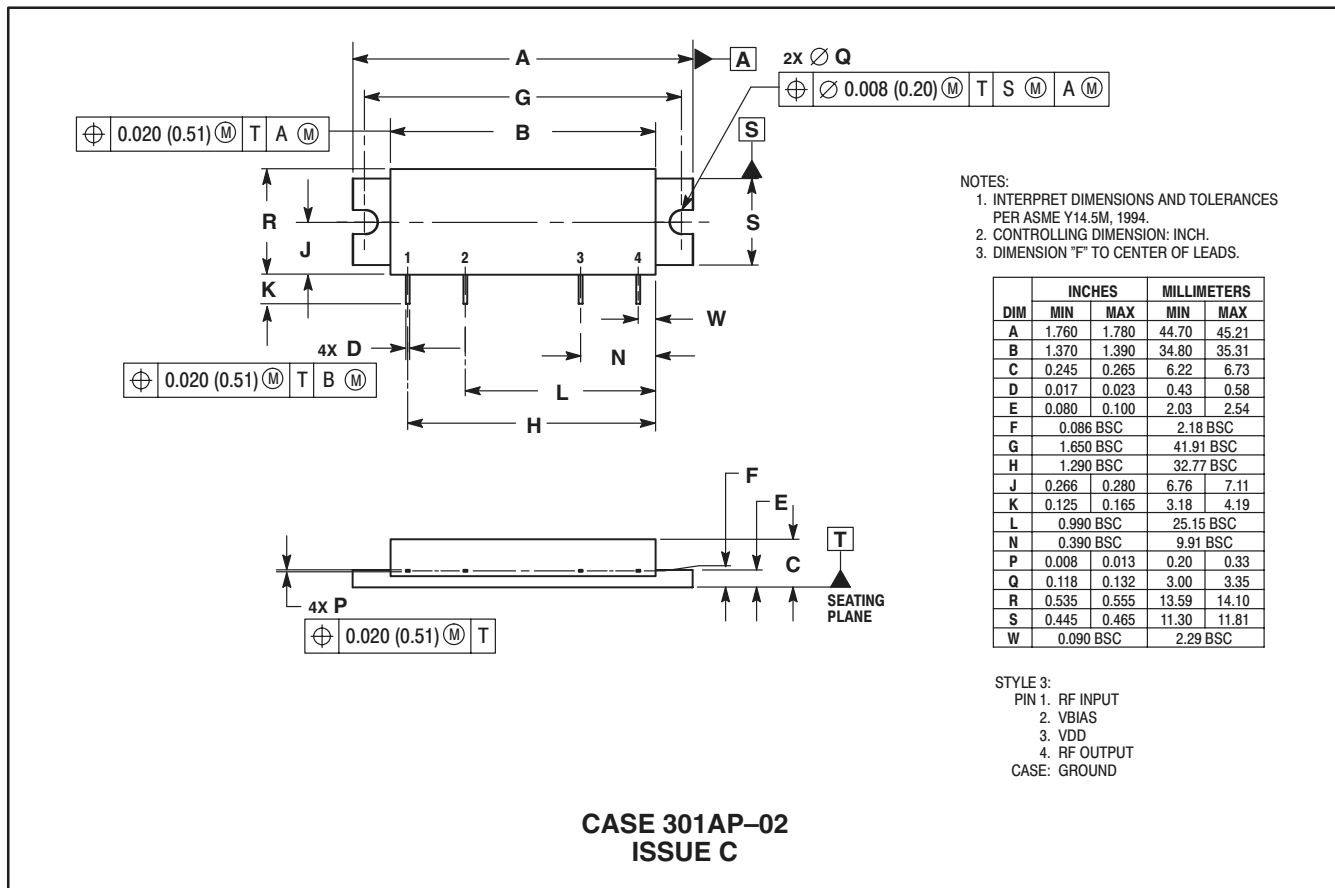


Figure 7. 2-Carrier W-CDMA ACPR, IM3 and Efficiency versus Output Power

Freescale Semiconductor, Inc.

PACKAGE DIMENSIONS



NOTE: V_{DD} (Pin 3) should always be applied before V_{BIAS} (Pin 2).

Motorola reserves the right to make changes without further notice to any products herein. Motorola makes no warranty, representation, or guarantee regarding the suitability of its products for any particular purpose, nor does Motorola assume any liability arising out of the application or use of any product or circuit, and specifically disclaims any and all liability, including without limitation consequential or incidental damages. "Typical" parameters can and do vary in different applications and actual performance may vary over time. All operating parameters, including "Typicals", must be validated for each customer application by customer's technical experts. Motorola does not convey any license under its patent rights nor the rights of others. Motorola products are not designed, intended, or authorized for use as components in systems intended for surgical implant into the body, or other applications intended to support or sustain life, or for any other application in which the failure of the Motorola product could create a situation where personal injury or death may occur. Should Buyer purchase or use Motorola products for any such unintended or unauthorized application, Buyer shall indemnify and hold Motorola and its officers, employees, subsidiaries, affiliates, and distributors harmless against all claims, costs, damages, and expenses, and reasonable attorney fees arising out of, directly or indirectly, any claim of personal injury or death associated with such unintended or unauthorized use, even if such claim alleges that Motorola was negligent regarding the design or manufacture of the part. Motorola and the Stylized M Logo are registered trademarks of Motorola, Inc. Motorola, Inc. is an Equal Opportunity/Affirmative Action Employer.

Motorola and the Stylized M Logo are registered in the US Patent & Trademark Office. All other product or service names are the property of their respective owners.

© Motorola, Inc. 2003.

How to reach us:

USA/EUROPE/Locations Not Listed: Motorola Literature Distribution; P.O. Box 5405, Denver, Colorado 80217. 1-303-675-2140 or 1-800-441-2447

JAPAN: Motorola Japan Ltd.; SPS, Technical Information Center, 3-20-1, Minami-Azabu. Minato-ku, Tokyo 106-8573 Japan. 81-3-3440-3569

ASIA/PACIFIC: Motorola Semiconductors H.K. Ltd.; Silicon Harbour Centre, 2 Dai King Street, Tai Po Industrial Estate, Tai Po, N.T. Hong Kong. 852-2668334

Technical Information Center: 1-800-521-6274

HOME PAGE: <http://www.motorola.com/semiconductors>

