

BCcomponents

# DATA SHEET

MKT 370/371/372/373

**Metallized polyester film capacitors**

Product specification  
Supersedes data of April 1999  
File under BCcomponents, BC05

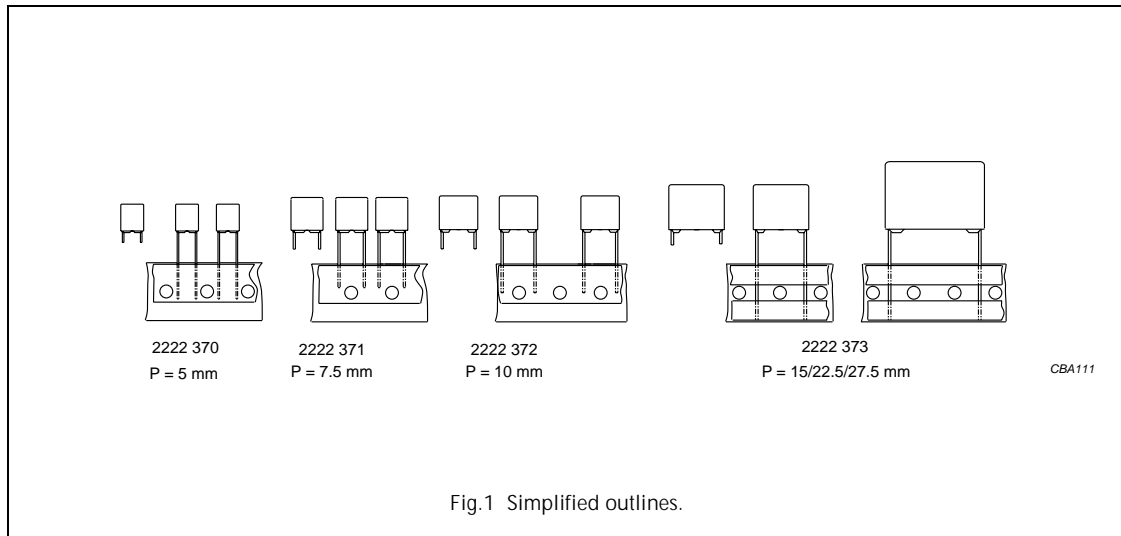
2001 Jun 22

**BC** COMPONENTS

## Metallized polyester film capacitors MKT 370/371/372/373

MKT RADIAL POTTED TYPE

PITCH 5/7.5/10/15/22.5/27.5 mm



### FEATURES

- Low-inductive wound cell of metallized (PETP) film
- Potted with epoxy resin in a flame-retardant case
- Radial leads of solder-coated wire
- Withstands solvents and rinsing liquids
- Small stand-off pips to allow removal of solder flux
- Suitable for high density packaging.

### APPLICATIONS

- Blocking and coupling
- Bypass and energy reservoir.

### DETAIL SPECIFICATION

For more detailed data and test requirements see "Type detail specification HQN-384-02/103".

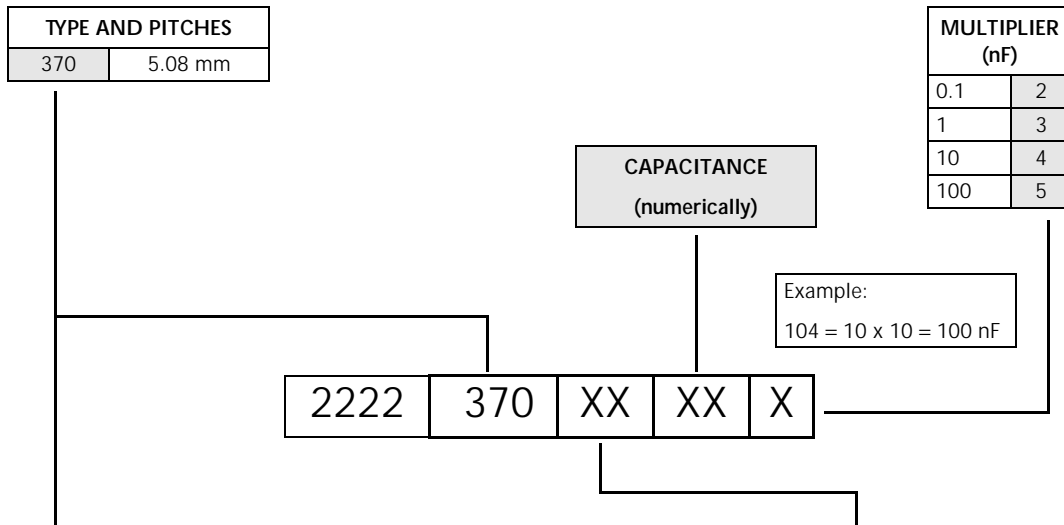
### QUICK REFERENCE DATA

DESCRIPTION	VALUE
Capacitance range (E12 series)	0.001 to 15 $\mu$ F
Capacitance tolerance	$\pm 10\%$ ; $\pm 5\%$
Rated (DC) voltage	63 V; 100 V; 250 V; 400 V; 630 V
Rated (AC) voltage	40 V; 63 V; 160 V; 220 V; 250 V
Climatic category	55/105/56
Rated temperature	85 $^{\circ}$ C
Maximum application temperature	105 $^{\circ}$ C
Reference specification	IEC 60384-2
Performance grade	grade 1 (long life)
Materials	qualified in accordance with UL94 V-0

# Metallized polyester film capacitors

# MKT 370

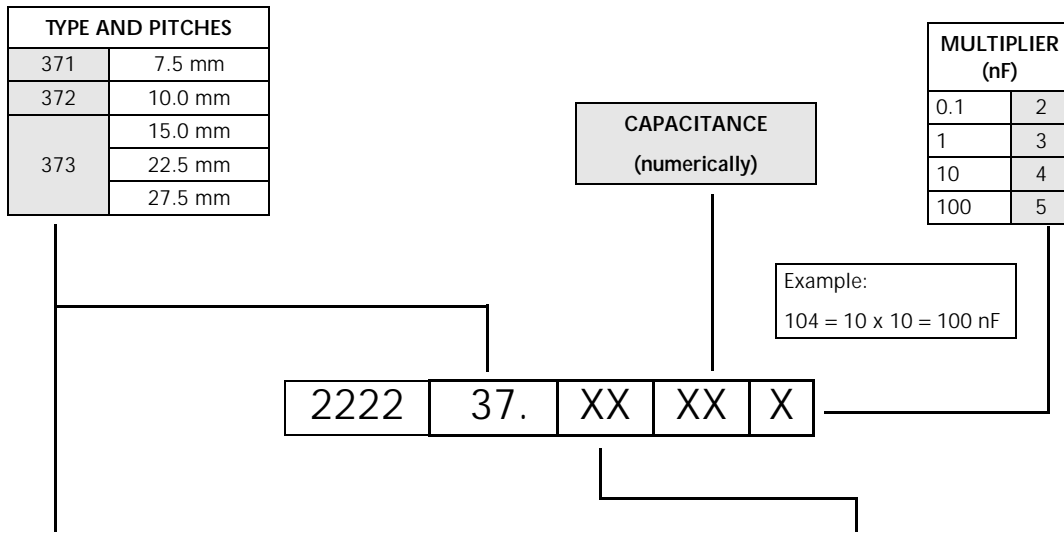
## COMPOSITION OF CATALOGUE NUMBER



TYPE	PACKAGING	LEAD CONFIGURATION	PREFERRED TYPES				
			C-TOL	63 V	100 V	250 V	400 V
370	ammopack		±10%	75	85	35	65
			±5%	76	86	36	66
			ON REQUEST				
370	loose in box	lead length 4.0 mm	±10%	11	21	41	51
			±5%	12	22	42	52
	loose in box	lead length 26.0 mm	±10%	15	25	45	55
			±5%	16	26	46	56
taped on reel			±10%	18	28	48	58
			±5%	19	29	49	59

# Metallized polyester film capacitors

# MKT 371/372/373



TYPE	PACKAGING	LEAD CONFIGURATION	PREFERRED TYPES					
			C-TOL	63 V	100 V	250 V	400 V	630 V
371	loose in box	lead length 4.0 mm	±10%	11	21	41	51	–
			±5%	12	22	42	52	–
	ammopack		±10%	38	68	78	88	–
			±5%	39	69	79	89	–
372	loose in box	lead length 4.0 mm	±10%	–	21	41	51	61
373	loose in box	lead length 5.0 mm	±10%	–	23	43	53	63
			ON REQUEST					
371	loose in box	lead length 26.0 mm	±10%	15	25	45	55	–
			±5%	16	26	46	56	–
	taped on reel		±10%	35	65	75	85	–
			±5%	36	66	76	86	–
372	loose in box	lead length 4.0 mm	±5%	–	22	42	52	62
			±10%	–	25	45	55	65
	taped on reel		±5%	–	26	46	56	66
			±10%	–	28	48	58	68
ammopack		±5%	–	29	49	59	69	
		±10%	–	28	48	58	68	
373	loose in box	lead length 5.0 mm	±5%	–	24	44	54	64
			±10%	–	27	47	57	67
	taped on reel		±5%	–	28	48	58	68

## Metallized polyester film capacitors

## MKT 370

### MKT 370 GENERAL DATA

PITCH 5 mm

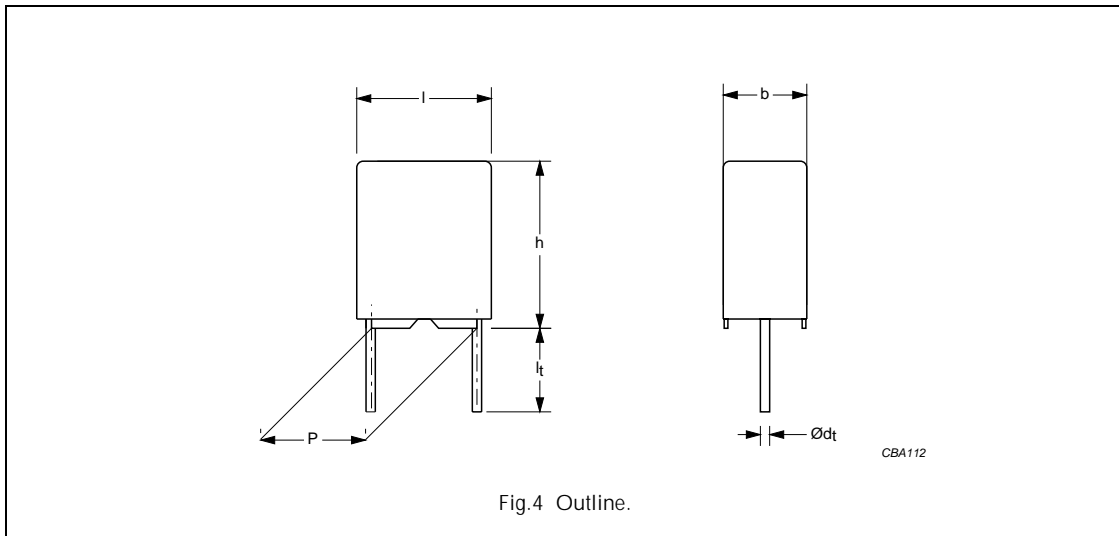


Fig.4 Outline.

### Specific reference data for the 63 V DC capacitors

DESCRIPTION	VALUE		
	at 1 kHz	at 10 kHz	at 100 kHz
Tangent of loss angle:			
$C \leq 0.1 \mu\text{F}$	$\leq 75 \times 10^{-4}$	$\leq 130 \times 10^{-4}$	$\leq 250 \times 10^{-4}$
$0.1 \mu\text{F} < C \leq 0.47 \mu\text{F}$	$\leq 75 \times 10^{-4}$	$\leq 130 \times 10^{-4}$	$\leq 300 \times 10^{-4}$
$0.47 \mu\text{F} < C \leq 1.5 \mu\text{F}$	$\leq 75 \times 10^{-4}$	$\leq 130 \times 10^{-4}$	–
Rated voltage pulse slope $(dU/dt)_R$ at 63 V (DC)	60 V/ $\mu\text{s}$		
R between leads, for $C \leq 0.33 \mu\text{F}$ at 10 V; 1 minute	$>15000 \text{ M}\Omega$		
RC between leads, for:			
$0.33 \mu\text{F} < C \leq 1.0 \mu\text{F}$ at 10 V; 1 minute	$>5000 \text{ s}$		
$C > 1.0 \mu\text{F}$ at 10 V; 1 minute	$>1000 \text{ s}$		
R between interconnected leads and case (foil method)	$>30000 \text{ M}\Omega$		
Withstanding (DC) voltage (cut off current 10 mA); rise time 100 V/s	100 V; 1 minute		
Withstanding (DC) voltage between leads and case	200 V; 1 minute		

### Available 63 V DC versions

PACKAGING	DIMENSIONS	C-tol	FIRST 9 DIGITS OF CATALOGUE NUMBER	ORDERING
Ammopack	$H = 18.5 \text{ mm}; P_0 = 12.7 \text{ mm}$	$\pm 10\%$	2222 370 75...	preferred
		$\pm 5\%$	2222 370 76...	preferred
Loose in box	$l_t = 4.0 +1.0/-0.5 \text{ mm}$	$\pm 10\%$	2222 370 11...	on request
		$\pm 5\%$	2222 370 12...	on request
	$l_t = 26.0 \pm 2.0 \text{ mm}$	$\pm 10\%$	2222 370 15...	on request
		$\pm 5\%$	2222 370 16...	on request
Taped on reel	$H = 18.5 \text{ mm}; P_0 = 12.7 \text{ mm}$	$\pm 10\%$	2222 370 18...	on request
		$\pm 5\%$	2222 370 19...	on request

**Metallized polyester film capacitors****MKT 370** $U_{Rdc} = 63 \text{ V}$ ;  $U_{Rac} = 40 \text{ V}$ 

C ( $\mu\text{F}$ )	DIMENSIONS $b \times h \times l$ (mm)	MASS (g)	CATALOGUE NUMBER	
			AMMOPACK	
			H = 18.5 mm; P <sub>0</sub> = 12.7 mm	
			C-tol = $\pm 10\%$	C-tol = $\pm 5\%$
			catalogue number	last 5 digits
Pitch = 5.08 $\pm$ 0.30 mm; d <sub>t</sub> = 0.50 $\pm$ 0.05 mm				
0.056	2.5 $\times$ 6.5 $\times$ 7.2	0.25	2222 370 75563	.. 76563
0.068			2222 370 75683	.. 76683
0.082			2222 370 75823	.. 76823
0.1			2222 370 75104	.. 76104
0.12			2222 370 75124	.. 76124
0.15			2222 370 75154	.. 76154
0.18			2222 370 75184	.. 76184
0.22	3.5 $\times$ 8.0 $\times$ 7.2	0.35	2222 370 75224	.. 76224
0.27			2222 370 75274	.. 76274
0.33			2222 370 75334	.. 76334
0.39			2222 370 75394	.. 76394
0.47			2222 370 75474	.. 76474
0.56	4.5 $\times$ 9.0 $\times$ 7.2	0.45	2222 370 75564	.. 76564
0.68			2222 370 75684	.. 76684
0.82	6.0 $\times$ 11.0 $\times$ 7.2	0.60	2222 370 75824	.. 76824
1			2222 370 75105	.. 76105
1.2 <sup>(1)</sup>			2222 370 75125	.. 76125
1.5 <sup>(1)</sup>			2222 370 75155	.. 76155

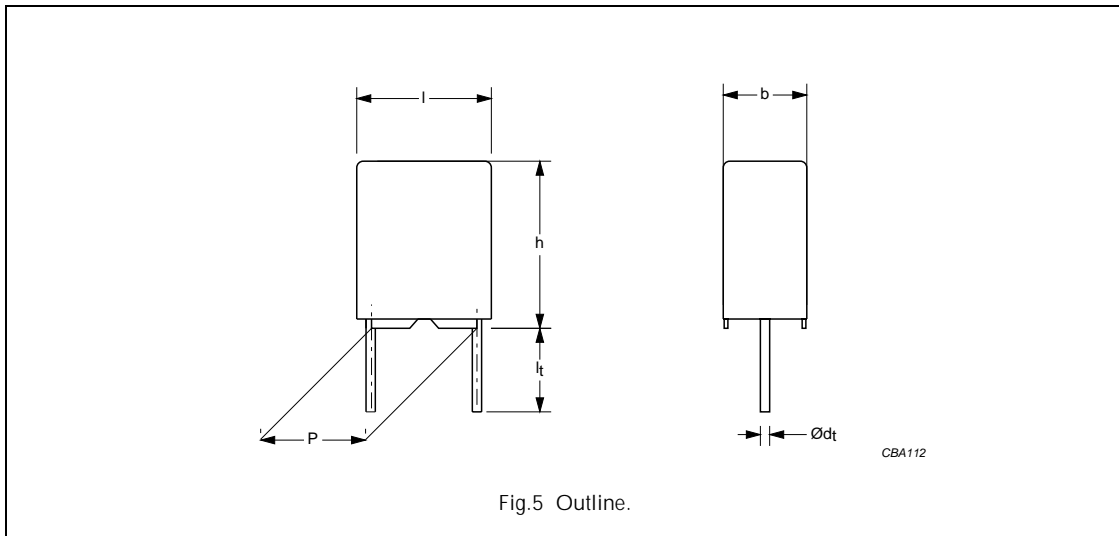
**Note**1. For C = 1.2  $\mu\text{F}$  and C = 1.5  $\mu\text{F}$ :  $U_{Rdc} = 50 \text{ V}$  and  $U_{Rac} = 32 \text{ V}$ .

**Metallized polyester film capacitors**

**MKT 370**

**MKT 370 GENERAL DATA**

PITCH 5 mm



**Specific reference data for the 100 V DC capacitors**

DESCRIPTION	VALUE		
	at 1 kHz	at 10 kHz	at 100 kHz
Tangent of loss angle: C ≤ 0.1 µF	≤75 × 10 <sup>-4</sup>	≤130 × 10 <sup>-4</sup>	≤250 × 10 <sup>-4</sup>
0.1 µF < C ≤ 0.47 µF	≤75 × 10 <sup>-4</sup>	≤130 × 10 <sup>-4</sup>	≤300 × 10 <sup>-4</sup>
Rated voltage pulse slope (dU/dt) <sub>R</sub> at 100 V (DC)	110 V/µs		
R between leads, for C ≤ 0.33 µF at 100 V; 1 minute	>15000 MΩ		
RC between leads, for C > 0.33 µF at 100 V; 1 minute	>5000 s		
R between interconnected leads and case (foil method)	>30000 MΩ		
Withstanding (DC) voltage (cut off current 10 mA); rise time 100 V/s	160 V; 1 minute		
Withstanding (DC) voltage between leads and case	200 V; 1 minute		

**Available 100 V DC versions**

PACKAGING	DIMENSIONS	C-tol	FIRST 9 DIGITS OF CATALOGUE NUMBER	ORDERING
Ammopack	H = 18.5 mm; P <sub>0</sub> = 12.7 mm	±10%	2222 370 85...	preferred
		±5%	2222 370 86...	preferred
Loose in box	l <sub>t</sub> = 4.0 +1.0/-0.5 mm	±10%	2222 370 21...	on request
		±5%	2222 370 22...	on request
	l <sub>t</sub> = 26.0 ±2.0 mm	±10%	2222 370 25...	on request
		±5%	2222 370 26...	on request
Taped on reel	H = 18.5 mm; P <sub>0</sub> = 12.7 mm	±10%	2222 370 28...	on request
		±5%	2222 370 29...	on request

**Metallized polyester film capacitors****MKT 370** $U_{Rdc} = 100 \text{ V}; U_{Rac} = 63 \text{ V}$ 

C ( $\mu\text{F}$ )	DIMENSIONS $b \times h \times l$ (mm)	MASS (g)	CATALOGUE NUMBER	
			AMMOPACK	
			H = 18.5 mm; P <sub>0</sub> = 12.7 mm	
			C-tol = $\pm 10\%$	C-tol = $\pm 5\%$
			catalogue number	last 5 digits
Pitch = 5.08 $\pm$ 0.30 mm; d <sub>t</sub> = 0.50 $\pm$ 0.05 mm				
0.012	2.5 $\times$ 6.5 $\times$ 7.2	0.25	2222 370 85123	.. 86123
0.015			2222 370 85153	.. 86153
0.018			2222 370 85183	.. 86183
0.022			2222 370 85223	.. 86223
0.027			2222 370 85273	.. 86273
0.033			2222 370 85333	.. 86333
0.039			2222 370 85393	.. 86393
0.047			2222 370 85473	.. 86473
0.056			2222 370 85563	.. 86563
0.068			2222 370 85683	.. 86683
0.082	2222 370 85823	.. 86823		
0.10	3.5 $\times$ 8.0 $\times$ 7.2	0.35	2222 370 85104	.. 86104
0.12			2222 370 85124	.. 86124
0.15			2222 370 85154	.. 86154
0.18			2222 370 85184	.. 86184
0.22	4.5 $\times$ 9.0 $\times$ 7.2	0.45	2222 370 85224	.. 86224
0.27			2222 370 85274	.. 86274
0.33			2222 370 85334	.. 86334
0.39	6.0 $\times$ 11.0 $\times$ 7.2	0.65	2222 370 85394	.. 86394
0.47			2222 370 85474	.. 86474



**Metallized polyester film capacitors****MKT 370****MKT 370 GENERAL DATA**

PITCH 5 mm

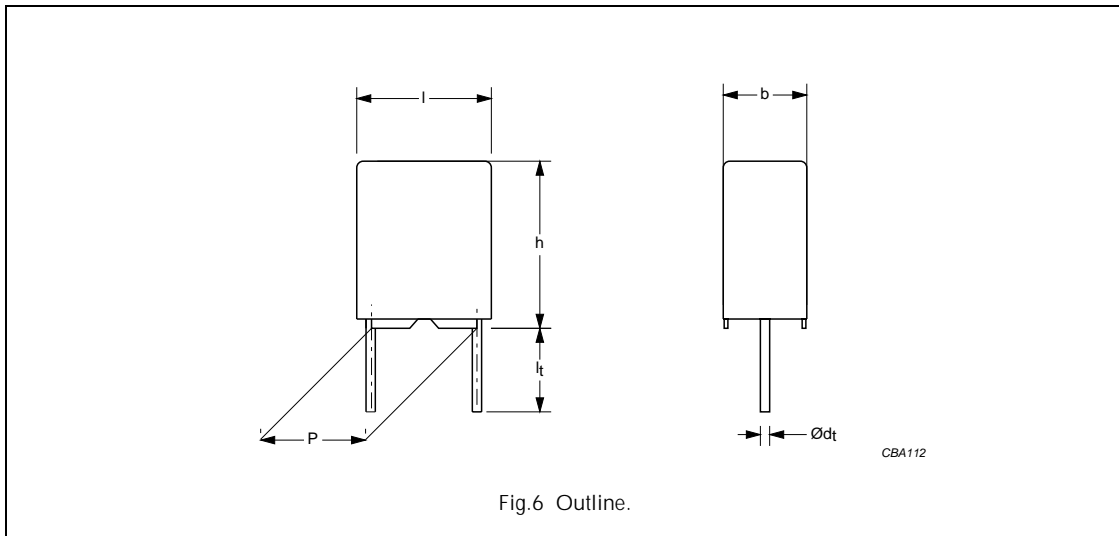


Fig.6 Outline.

**Specific reference data for the 250 V DC capacitors**

DESCRIPTION	VALUE		
	at 1 kHz	at 10 kHz	at 100 kHz
Tangent of loss angle	$\leq 75 \times 10^{-4}$	$\leq 130 \times 10^{-4}$	$\leq 250 \times 10^{-4}$
Rated voltage pulse slope (dU/dt) <sub>R</sub> at 250 V (DC)	330 V/μs		
R between leads at 100 V; 1 minute	>30000 MΩ		
R between interconnected leads and case (foil method)	>30000 MΩ		
Withstanding (DC) voltage (cut off current 10 mA); rise time 100 V/s	400 V; 1 minute		
Withstanding (DC) voltage between leads and case	500 V; 1 minute		

**Available 250 V DC versions**

PACKAGING	DIMENSIONS	C-tol	FIRST 9 DIGITS OF CATALOGUE NUMBER	ORDERING
Ammopack	H = 18.5 mm; P <sub>0</sub> = 12.7 mm	±10%	2222 370 35...	preferred
		±5%	2222 370 36...	preferred
Loose in box	l <sub>t</sub> = 4.0 +1.0/-0.5 mm	±10%	2222 370 41...	on request
		±5%	2222 370 42...	on request
	l <sub>t</sub> = 26.0 ±2.0 mm	±10%	2222 370 45...	on request
		±5%	2222 370 46...	on request
Taped on reel	H = 18.5 mm; P <sub>0</sub> = 12.7 mm	±10%	2222 370 48...	on request
		±5%	2222 370 49...	on request

**Metallized polyester film capacitors****MKT 370** $U_{Rdc} = 250 \text{ V}; U_{Rac} = 160 \text{ V}$ 

C ( $\mu\text{F}$ )	DIMENSIONS $b \times h \times l$ (mm)	MASS (g)	CATALOGUE NUMBER	
			AMMOPACK	
			H = 18.5 mm; P <sub>0</sub> = 12.7 mm	
			C-tol = $\pm 10\%$	C-tol = $\pm 5\%$
			catalogue number	last 5 digits
Pitch = 5.08 $\pm$ 0.30 mm; d <sub>t</sub> = 0.50 $\pm$ 0.05 mm				
0.0039	2.5 $\times$ 6.5 $\times$ 7.2	0.25	2222 370 35392	.. 36392
0.0047			2222 370 35472	.. 36472
0.0056			2222 370 35562	.. 36562
0.0068			2222 370 35682	.. 36682
0.0082			2222 370 35822	.. 36822
0.01			2222 370 35103	.. 36103
0.012			2222 370 35123	.. 36123
0.015			2222 370 35153	.. 36153
0.018			2222 370 35183	.. 36183
0.022	3.5 $\times$ 8.0 $\times$ 7.2	0.35	2222 370 35223	.. 36223
0.027			2222 370 35273	.. 36273
0.033			2222 370 35333	.. 36333
0.039	4.5 $\times$ 9.0 $\times$ 7.2	0.45	2222 370 35393	.. 36393
0.047			2222 370 35473	.. 36473
0.056			2222 370 35563	.. 36563
0.068	6.0 $\times$ 11.0 $\times$ 7.2	0.60	2222 370 35683	.. 36683
0.082			2222 370 35823	.. 36823
0.1			2222 370 35104	.. 36104

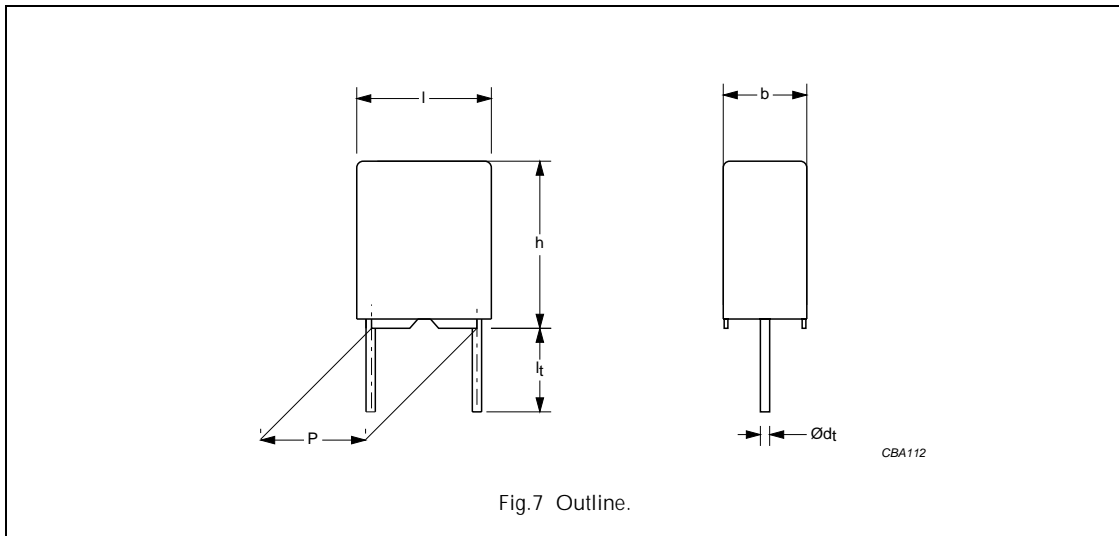
**Metallized polyester film capacitors****MKT 370****MKT 370 GENERAL DATA****PITCH 5 mm**

Fig.7 Outline.

**Specific reference data for the 400 V DC capacitors**

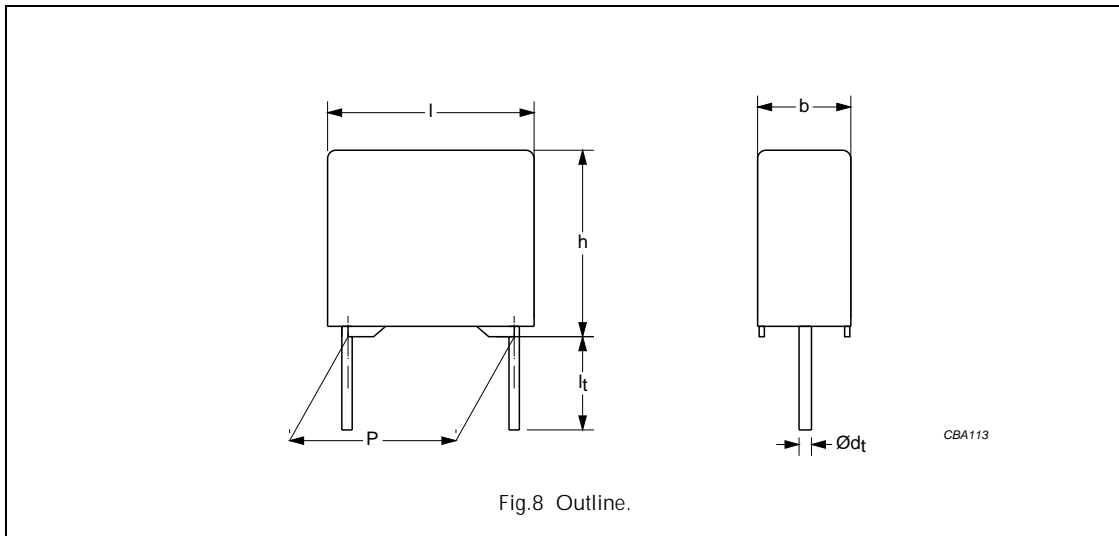
DESCRIPTION	VALUE		
	at 1 kHz	at 10 kHz	at 100 kHz
Tangent of loss angle	$\leq 75 \times 10^{-4}$	$\leq 130 \times 10^{-4}$	$\leq 250 \times 10^{-4}$
Rated voltage pulse slope (dU/dt) <sub>R</sub> at 400 V (DC)	630 V/μs		
R between leads at 100 V; 1 minute	>30000 MΩ		
R between interconnected leads and case (foil method)	>30000 MΩ		
Withstanding (DC) voltage (cut off current 10 mA); rise time 100 V/s	640 V; 1 minute		
Withstanding (DC) voltage between leads and case	800 V; 1 minute		

**Available 400 V DC versions**

PACKAGING	DIMENSIONS	C-tol	FIRST 9 DIGITS OF CATALOGUE NUMBER	ORDERING
Ammopack	H = 18.5 mm; P <sub>0</sub> = 12.7 mm	±10%	2222 370 65...	preferred
		±5%	2222 370 66...	preferred
Loose in box	l <sub>t</sub> = 4.0 +1.0/-0.5 mm	±10%	2222 370 51...	on request
		±5%	2222 370 52...	on request
	l <sub>t</sub> = 26.0 ±2.0 mm	±10%	2222 370 55...	on request
		±5%	2222 370 56...	on request
Taped on reel	H = 18.5 mm; P <sub>0</sub> = 12.7 mm	±10%	2222 370 58...	on request
		±5%	2222 370 59...	on request

**Metallized polyester film capacitors****MKT 370** $U_{Rdc} = 400 \text{ V}$ ;  $U_{Rac} = 220 \text{ V}$ 

C ( $\mu\text{F}$ )	DIMENSIONS $b \times h \times l$ (mm)	MASS (g)	CATALOGUE NUMBER	
			AMMOPACK	
			H = 18.5 mm; P <sub>0</sub> = 12.7 mm	
			C-tol = $\pm 10\%$	C-tol = $\pm 5\%$
			catalogue number	last 5 digits
Pitch = 5.08 $\pm$ 0.30 mm; d <sub>t</sub> = 0.50 $\pm$ 0.05 mm				
0.001	2.5 $\times$ 6.5 $\times$ 7.2	0.25	2222 370 65102	.. 66102
0.0012			2222 370 65122	.. 66122
0.0015			2222 370 65152	.. 66152
0.0018			2222 370 65182	.. 66182
0.0022			2222 370 65222	.. 66222
0.0027			2222 370 65272	.. 66272
0.0033			2222 370 65332	.. 66332
0.0039			2222 370 65392	.. 66392
0.0047			2222 370 65472	.. 66472
0.0056			2222 370 65562	.. 66562
0.0068			2222 370 65682	.. 66682
0.0082			2222 370 65822	.. 66822
0.01			3.5 $\times$ 8.0 $\times$ 7.2	0.35
0.012	2222 370 65123	.. 66123		
0.015	2222 370 65153	.. 66153		
0.018	4.5 $\times$ 9.0 $\times$ 7.2	0.45	2222 370 65183	.. 66183
0.022			2222 370 65223	.. 66223
0.027			2222 370 65273	.. 66273
0.033	6.0 $\times$ 11.0 $\times$ 7.2	0.60	2222 370 65333	.. 66333
0.039			2222 370 65393	.. 66393
0.047			2222 370 65473	.. 66473

**Metallized polyester film capacitors****MKT 371****MKT 371 GENERAL DATA****PITCH 7.5 mm****Specific reference data for the 63 V DC capacitors**

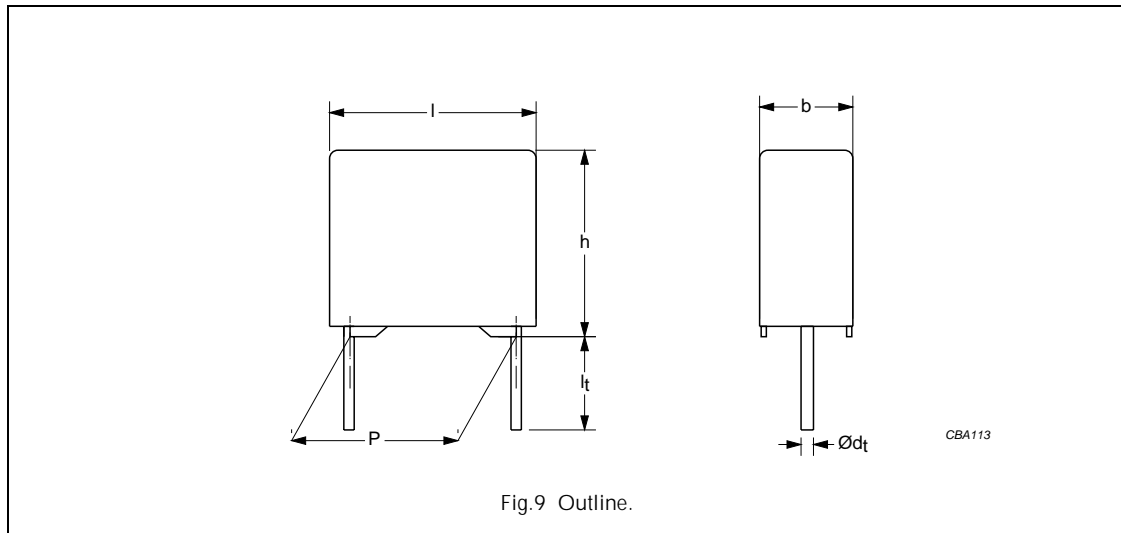
DESCRIPTION	VALUE		
	at 1 kHz	at 10 kHz	at 100 kHz
Tangent of loss angle:			
$C \leq 0.1 \mu\text{F}$	$\leq 75 \times 10^{-4}$	$\leq 130 \times 10^{-4}$	$\leq 250 \times 10^{-4}$
$0.1 \mu\text{F} < C \leq 0.47 \mu\text{F}$	$\leq 75 \times 10^{-4}$	$\leq 130 \times 10^{-4}$	$\leq 300 \times 10^{-4}$
$0.47 \mu\text{F} < C \leq 1.0 \mu\text{F}$	$\leq 75 \times 10^{-4}$	$\leq 130 \times 10^{-4}$	–
Rated voltage pulse slope $(dU/dt)_R$ at 63 V (DC)	18 V/ $\mu\text{s}$		
R between leads, for $C \leq 0.33 \mu\text{F}$ at 10 V; 1 minute	$>15000 \text{ M}\Omega$		
RC between leads, for $C > 0.33 \mu\text{F}$ at 10 V; 1 minute	$>5000 \text{ s}$		
R between interconnected leads and case (foil method)	$>30000 \text{ M}\Omega$		
Withstanding (DC) voltage (cut off current 10 mA); rise time 100 V/s	100 V; 1 minute		
Withstanding (DC) voltage between leads and case	200 V; 1 minute		

**Available 63 V DC versions**

PACKAGING	DIMENSIONS	C-tol	FIRST 9 DIGITS OF CATALOGUE NUMBER	ORDERING
Loose in box	$l_t = 4.0 +1.0/-0.5 \text{ mm}$	$\pm 10\%$	2222 371 11...	preferred
		$\pm 5\%$	2222 371 12...	preferred
Ammopack	$H = 18.5 \text{ mm}; P_0 = 12.7 \text{ mm}$	$\pm 10\%$	2222 371 38...	preferred
		$\pm 5\%$	2222 371 39...	preferred
Loose in box	$l_t = 26.0 \pm 2.0 \text{ mm}$	$\pm 10\%$	2222 371 15...	on request
		$\pm 5\%$	2222 371 16...	on request
Taped on reel	$H = 18.5 \text{ mm}; P_0 = 12.7 \text{ mm}$	$\pm 10\%$	2222 371 35...	on request
		$\pm 5\%$	2222 371 36...	on request

**Metallized polyester film capacitors****MKT 371** $U_{Rdc} = 63 \text{ V}$ ;  $U_{Rac} = 40 \text{ V}$ 

C ( $\mu\text{F}$ )	DIMENSIONS $b \times h \times l$ (mm)	MASS (g)	CATALOGUE NUMBER			
			LOOSE IN BOX		AMMOPACK	
			$l_t = 4.0 +1.0/-0.5 \text{ mm}$		$H = 18.5 \text{ mm}; P_0 = 12.7 \text{ mm}$	
			C-tol = $\pm 10\%$	C-tol = $\pm 5\%$	C-tol = $\pm 10\%$	C-tol = $\pm 5\%$
			catalogue number	last 5 digits	last 5 digits	
Pitch = $7.62 +0.30/-0.40 \text{ mm}$ ; $d_t = 0.50 \pm 0.05 \text{ mm}$						
0.056 0.068 0.082 0.1	$2.5 \times 6.5 \times 10.0$	0.3	2222 371 11563 2222 371 11683 2222 371 11823 2222 371 11104	.. 12563 .. 12683 .. 12823 .. 12104	.. 38563 .. 38683 .. 38823 .. 38104	.. 39563 .. 39683 .. 39823 .. 39104
0.12 0.15 0.18 0.22	$3.0 \times 8.0 \times 10.0$	0.4	2222 371 11124 2222 371 11154 2222 371 11184 2222 371 11224	.. 12124 .. 12154 .. 12184 .. 12224	.. 38124 .. 38154 .. 38184 .. 38224	.. 39124 .. 39154 .. 39184 .. 39224
0.27 0.33 0.39 0.47 0.56 0.68	$4.0 \times 9.0 \times 10.0$	0.5	2222 371 11274 2222 371 11334 2222 371 11394 2222 371 11474 2222 371 11564 2222 371 11684	.. 12274 .. 12334 .. 12394 .. 12474 .. 12564 .. 12684	.. 38274 .. 38334 .. 38394 .. 38474 .. 38564 .. 38684	.. 39274 .. 39334 .. 39394 .. 39474 .. 39564 .. 39684
0.82 1.0	$5.0 \times 10.5 \times 10.0$	0.7	2222 371 11824 2222 371 11105	.. 12824 .. 12105	.. 38824 .. 38105	.. 39824 .. 39105

**Metallized polyester film capacitors****MKT 371****MKT 371 GENERAL DATA****PITCH 7.5 mm****Specific reference data for the 100 V DC capacitors**

DESCRIPTION	VALUE		
	at 1 kHz	at 10 kHz	at 100 kHz
Tangent of loss angle: C ≤ 0.1 μF	≤75 × 10 <sup>-4</sup>	≤130 × 10 <sup>-4</sup>	≤250 × 10 <sup>-4</sup>
0.1 μF < C ≤ 0.47 μF	≤75 × 10 <sup>-4</sup>	≤130 × 10 <sup>-4</sup>	≤300 × 10 <sup>-4</sup>
Rated voltage pulse slope (dU/dt) <sub>R</sub> at 100 V (DC)	36 V/μs		
R between leads, for C ≤ 0.33 μF at 100 V; 1 minute	>15000 MΩ		
RC between leads, for C > 0.33 μF at 100 V; 1 minute	>5000 s		
R between interconnected leads and case (foil method)	>30000 MΩ		
Withstanding (DC) voltage (cut off current 10 mA); rise time 100 V/s	160 V; 1 minute		
Withstanding (DC) voltage between leads and case	200 V; 1 minute		

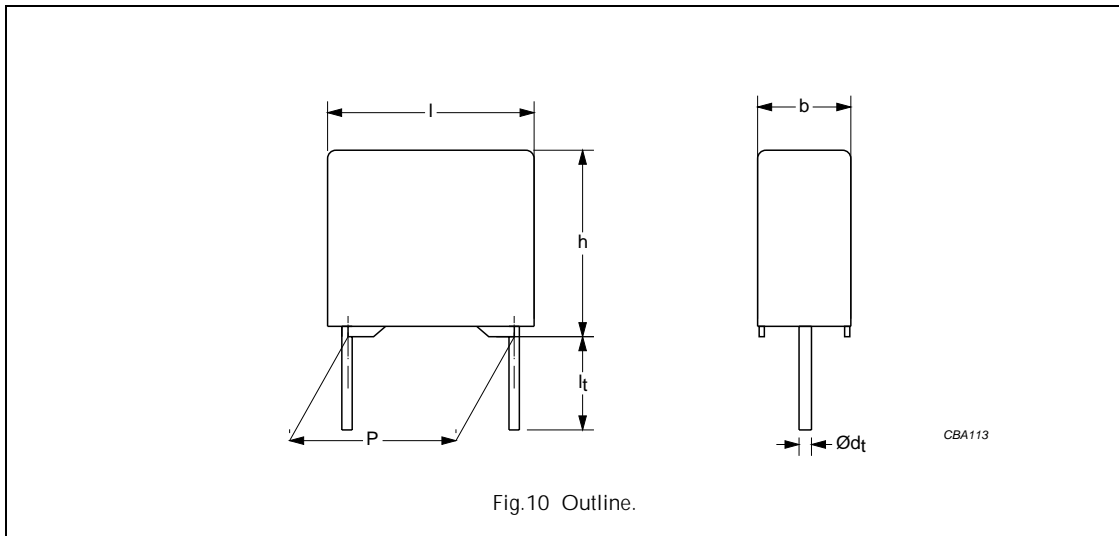
**Available 100 V DC versions**

PACKAGING	DIMENSIONS	C-tol	FIRST 9 DIGITS OF CATALOGUE NUMBER	ORDERING
Loose in box	l <sub>t</sub> = 4.0 +1.0/-0.5 mm	±10%	2222 371 21...	preferred
		±5%	2222 371 22...	preferred
Ammopack	H = 18.5 mm; P <sub>0</sub> = 12.7 mm	±10%	2222 371 68...	preferred
		±5%	2222 371 69...	preferred
Loose in box	l <sub>t</sub> = 26.0 ±2.0 mm	±10%	2222 371 25...	on request
		±5%	2222 371 26...	on request
Taped on reel	H = 18.5 mm; P <sub>0</sub> = 12.7 mm	±10%	2222 371 65...	on request
		±5%	2222 371 66...	on request

**Metallized polyester film capacitors****MKT 371** $U_{Rdc} = 100 \text{ V}$ ;  $U_{Rac} = 63 \text{ V}$ 

C ( $\mu\text{F}$ )	DIMENSIONS $b \times h \times l$ (mm)	MASS (g)	CATALOGUE NUMBER			
			LOOSE IN BOX		AMMOPACK	
			$l_t = 4.0 +1.0/-0.5 \text{ mm}$		$H = 18.5 \text{ mm}; P_0 = 12.7 \text{ mm}$	
			C-tol = $\pm 10\%$	C-tol = $\pm 5\%$	C-tol = $\pm 10\%$	C-tol = $\pm 5\%$
			catalogue number	last 5 digits	last 5 digits	
Pitch = $7.62 +0.30/-0.40 \text{ mm}$ ; $d_t = 0.50 \pm 0.05 \text{ mm}$						
0.018	2.5 × 6.5 × 10.0	0.3	2222 371 21183	.. 22183	.. 68183	.. 69183
0.022			2222 371 21223	.. 22223	.. 68223	.. 69223
0.027			2222 371 21273	.. 22273	.. 68273	.. 69273
0.033			2222 371 21333	.. 22333	.. 68333	.. 69333
0.039			2222 371 21393	.. 22393	.. 68393	.. 69393
0.047			2222 371 21473	.. 22473	.. 68473	.. 69473
0.056	3.0 × 8.0 × 10.0	0.4	2222 371 21563	.. 22563	.. 68563	.. 69563
0.068			2222 371 21683	.. 22683	.. 68683	.. 69683
0.082			2222 371 21823	.. 22823	.. 68823	.. 69823
0.1			2222 371 21104	.. 22104	.. 68104	.. 69104
0.12	4.0 × 9.0 × 10.0	0.5	2222 371 21124	.. 22124	.. 68124	.. 69124
0.15			2222 371 21154	.. 22154	.. 68154	.. 69154
0.18			2222 371 21184	.. 22184	.. 68184	.. 69184
0.22			2222 371 21224	.. 22224	.. 68224	.. 69224
0.27	5.0 × 10.5 × 10.0	0.7	2222 371 21274	.. 22274	.. 68274	.. 69274
0.33			2222 371 21334	.. 22334	.. 68334	.. 69334
0.39			2222 371 21394	.. 22394	.. 68394	.. 69394
0.47			2222 371 21474	.. 22474	.. 68474	.. 69474



**Metallized polyester film capacitors****MKT 371****MKT 371 GENERAL DATA****PITCH 7.5 mm****Specific reference data for the 250 V DC capacitors**

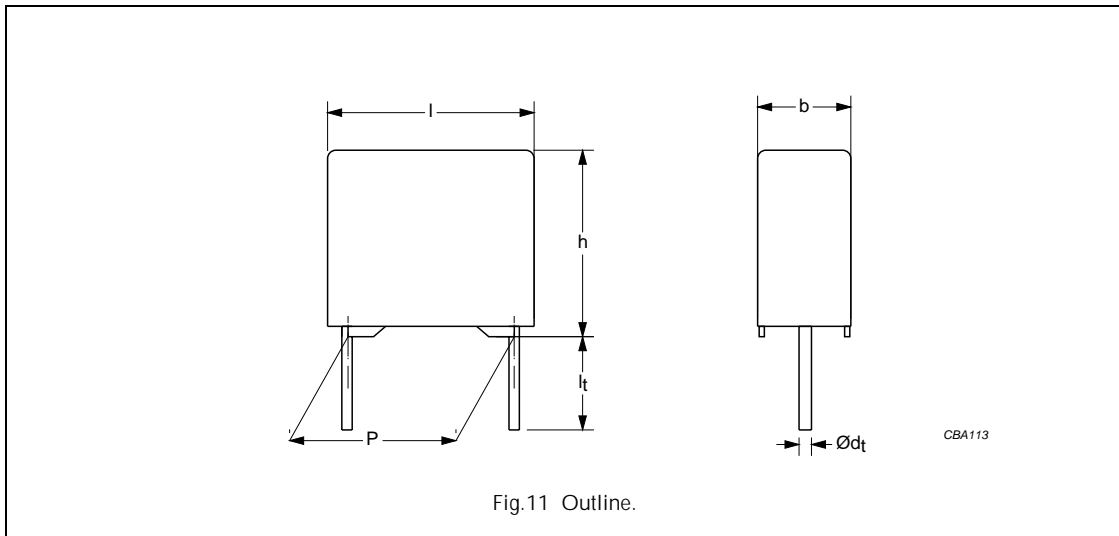
DESCRIPTION	VALUE		
	at 1 kHz	at 10 kHz	at 100 kHz
Tangent of loss angle: $C \leq 0.1 \mu\text{F}$	$\leq 75 \times 10^{-4}$	$\leq 130 \times 10^{-4}$	$\leq 250 \times 10^{-4}$
$0.1 \mu\text{F} < C \leq 0.12 \mu\text{F}$	$\leq 75 \times 10^{-4}$	$\leq 130 \times 10^{-4}$	$\leq 300 \times 10^{-4}$
Rated voltage pulse slope $(dU/dt)_R$ at 250 V (DC)	70 V/ $\mu\text{s}$		
R between leads at 100 V; 1 minute	$>30000 \text{ M}\Omega$		
R between interconnected leads and case (foil method)	$>30000 \text{ M}\Omega$		
Withstanding (DC) voltage (cut off current 10 mA); rise time 100 V/s	400 V; 1 minute		
Withstanding (DC) voltage between leads and case	500 V; 1 minute		

**Available 250 V DC versions**

PACKAGING	DIMENSIONS	C-tol	FIRST 9 DIGITS OF CATALOGUE NUMBER	ORDERING
Loose in box	$l_t = 4.0 +1.0/-0.5 \text{ mm}$	$\pm 10\%$	2222 371 41...	preferred
		$\pm 5\%$	2222 371 42...	preferred
Ammopack	$H = 18.5 \text{ mm}; P_0 = 12.7 \text{ mm}$	$\pm 10\%$	2222 371 78...	preferred
		$\pm 5\%$	2222 371 79...	preferred
Loose in box	$l_t = 26.0 \pm 2.0 \text{ mm}$	$\pm 10\%$	2222 371 45...	on request
		$\pm 5\%$	2222 371 46...	on request
Taped on reel	$H = 18.5 \text{ mm}; P_0 = 12.7 \text{ mm}$	$\pm 10\%$	2222 371 75...	on request
		$\pm 5\%$	2222 371 76...	on request

**Metallized polyester film capacitors****MKT 371** $U_{Rdc} = 250 \text{ V}$ ;  $U_{Rac} = 160 \text{ V}$ 

C ( $\mu\text{F}$ )	DIMENSIONS $b \times h \times l$ (mm)	MASS (g)	CATALOGUE NUMBER			
			LOOSE IN BOX		AMMOPACK	
			$l_t = 4.0 +1.0/-0.5 \text{ mm}$		$H = 18.5 \text{ mm}; P_0 = 12.7 \text{ mm}$	
			C-tol = $\pm 10\%$	C-tol = $\pm 5\%$	C-tol = $\pm 10\%$	C-tol = $\pm 5\%$
			catalogue number	last 5 digits	last 5 digits	
Pitch = $7.62 +0.30/-0.40 \text{ mm}$ ; $d_t = 0.50 \pm 0.05 \text{ mm}$						
0.0082	2.5 × 6.5 × 10.0	0.3	2222 371 41822	.. 42822	.. 78822	.. 79822
0.01			2222 371 41103	.. 42103	.. 78103	.. 79103
0.012			2222 371 41123	.. 42123	.. 78123	.. 79123
0.015			2222 371 41153	.. 42153	.. 78153	.. 79153
0.018	3.0 × 8.0 × 10.0	0.4	2222 371 41183	.. 42183	.. 78183	.. 79183
0.022			2222 371 41223	.. 42223	.. 78223	.. 79223
0.027			2222 371 41273	.. 42273	.. 78273	.. 79273
0.033			2222 371 41333	.. 42333	.. 78333	.. 79333
0.039			2222 371 41393	.. 42393	.. 78393	.. 79393
0.047			2222 371 41473	.. 42473	.. 78473	.. 79473
0.056	4.0 × 9.0 × 10.0	0.5	2222 371 41563	.. 42563	.. 78563	.. 79563
0.068			2222 371 41683	.. 42683	.. 78683	.. 79683
0.082			2222 371 41823	.. 42823	.. 78823	.. 79823
0.1			2222 371 41104	.. 42104	.. 78104	.. 79104
0.12	5.0 × 10.5 × 10.0	0.7	2222 371 41124	.. 42124	.. 78124	.. 79124

**Metallized polyester film capacitors****MKT 371****MKT 371 GENERAL DATA****PITCH 7.5 mm****Specific reference data for the 400 V DC capacitors**

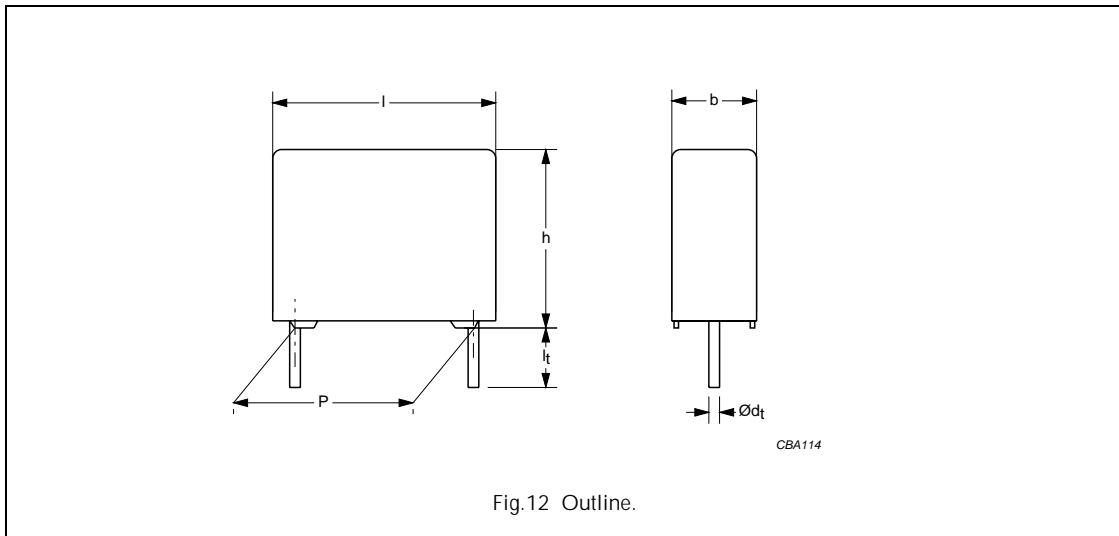
DESCRIPTION	VALUE		
	at 1 kHz	at 10 kHz	at 100 kHz
Tangent of loss angle	$\leq 75 \times 10^{-4}$	$\leq 130 \times 10^{-4}$	$\leq 250 \times 10^{-4}$
Rated voltage pulse slope (dU/dt) <sub>R</sub> at 400 V (DC)	190 V/μs		
R between leads at 100 V; 1 minute	>30000 MΩ		
R between interconnected leads and case (foil method)	>30000 MΩ		
Withstanding (DC) voltage (cut off current 10 mA); rise time 100 V/s	640 V; 1 minute		
Withstanding (DC) voltage between leads and case	800 V; 1 minute		

**Available 400 V DC versions**

PACKAGING	DIMENSIONS	C-tol	FIRST 9 DIGITS OF CATALOGUE NUMBER	ORDERING
Loose in box	$l_t = 4.0 +1.0/-0.5$ mm	±10%	2222 371 51...	preferred
		±5%	2222 371 52...	preferred
Ammopack	H = 18.5 mm; P <sub>0</sub> = 12.7 mm	±10%	2222 371 88...	preferred
		±5%	2222 371 89...	preferred
Loose in box	$l_t = 26.0 \pm 2.0$ mm	±10%	2222 371 55...	on request
		±5%	2222 371 56...	on request
Taped on reel	H = 18.5 mm; P <sub>0</sub> = 12.7 mm	±10%	2222 371 85...	on request
		±5%	2222 371 86...	on request

**Metallized polyester film capacitors****MKT 371** $U_{Rdc} = 400 \text{ V}; U_{Rac} = 220 \text{ V}$ 

C ( $\mu\text{F}$ )	DIMENSIONS $b \times h \times l$ (mm)	MASS (g)	CATALOGUE NUMBER			
			LOOSE IN BOX		AMMOPACK	
			$l_t = 4.0 +1.0/-0.5 \text{ mm}$		$H = 18.5 \text{ mm}; P_0 = 12.7 \text{ mm}$	
			C-tol = $\pm 10\%$	C-tol = $\pm 5\%$	C-tol = $\pm 10\%$	C-tol = $\pm 5\%$
			catalogue number	last 5 digits	last 5 digits	
Pitch = $7.62 +0.30/-0.40 \text{ mm}; d_t = 0.50 \pm 0.05 \text{ mm}$						
0.0039	2.5 × 6.5 × 10.0	0.3	2222 371 51392	.. 52392	.. 88392	.. 89392
0.0047			2222 371 51472	.. 52472	.. 88472	.. 89472
0.0056			2222 371 51562	.. 52562	.. 88562	.. 89562
0.0068			2222 371 51682	.. 52682	.. 88682	.. 89682
0.0082	3.0 × 8.0 × 10.0	0.4	2222 371 51822	.. 52822	.. 88822	.. 89822
0.01			2222 371 51103	.. 52103	.. 88103	.. 89103
0.012	4.0 × 9.0 × 10.0	0.5	2222 371 51123	.. 52123	.. 88123	.. 89123
0.015			2222 371 51153	.. 52153	.. 88153	.. 89153
0.018	5.0 × 10.5 × 10.0	0.7	2222 371 51183	.. 52183	.. 88183	.. 89183
0.022			2222 371 51223	.. 52223	.. 88223	.. 89223
0.027			2222 371 51273	.. 52273	.. 88273	.. 89273
0.033			2222 371 51333	.. 52333	.. 88333	.. 89333
0.039			2222 371 51393	.. 52393	.. 88393	.. 89393

**Metallized polyester film capacitors****MKT 372****MKT 372 GENERAL DATA****PITCH 10 mm****Specific reference data for the 100 V DC capacitors**

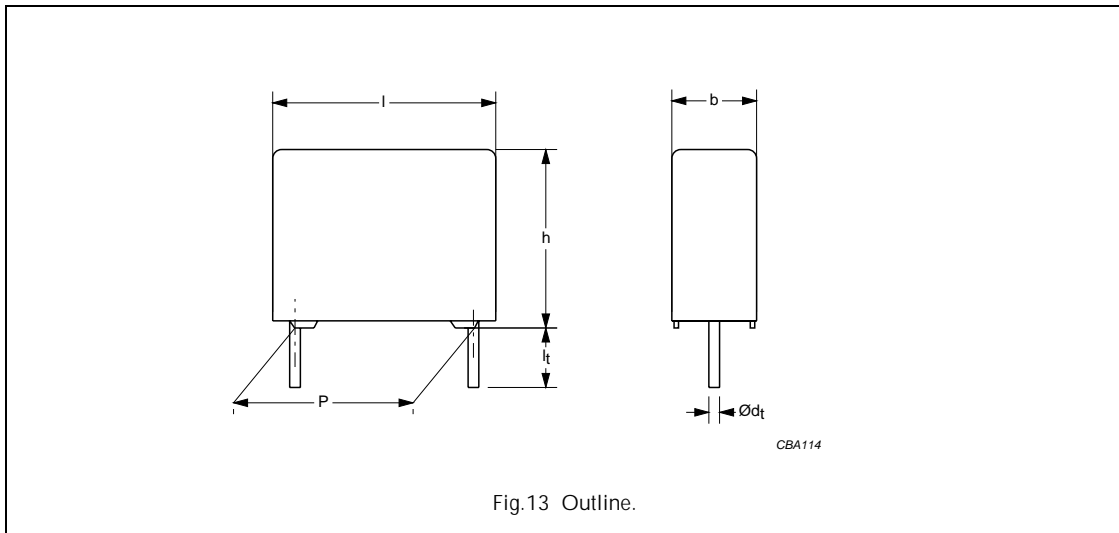
DESCRIPTION	VALUE		
	at 1 kHz	at 10 kHz	at 100 kHz
Tangent of loss angle: C ≤ 0.1 μF	≤75 × 10 <sup>-4</sup>	≤130 × 10 <sup>-4</sup>	≤250 × 10 <sup>-4</sup>
0.1 μF < C ≤ 0.68 μF	≤75 × 10 <sup>-4</sup>	≤130 × 10 <sup>-4</sup>	≤300 × 10 <sup>-4</sup>
Rated voltage pulse slope (dU/dt) <sub>R</sub> at 100 V (DC)	34 V/μs		
R between leads, for C ≤ 0.33 μF at 100 V; 1 minute	>15000 MΩ		
RC between leads, for C > 0.33 μF at 100 V; 1 minute	>5000 s		
R between interconnected leads and case (foil method)	>30000 MΩ		
Withstanding (DC) voltage (cut off current 10 mA); rise time 100 V/s	160 V; 1 minute		
Withstanding (DC) voltage between leads and case	200 V; 1 minute		

**Available 100 V DC versions**

PACKAGING	DIMENSIONS	C-tol	FIRST 9 DIGITS OF CATALOGUE NUMBER	ORDERING
Loose in box	l <sub>t</sub> = 4.0 +1.0/-0.5 mm	±10%	2222 372 21...	preferred
		±5%	2222 372 22...	on request
Taped on reel	H = 18.5 mm; P <sub>0</sub> = 12.7 mm	±10%	2222 372 25...	on request
		±5%	2222 372 26...	on request
Ammopack	H = 18.5 mm; P <sub>0</sub> = 12.7 mm	±10%	2222 372 28...	on request
		±5%	2222 372 29...	on request

**Metallized polyester film capacitors****MKT 372** $U_{Rdc} = 100V$ ;  $U_{Rac} = 63 V$ 

C ( $\mu F$ )	DIMENSIONS $b \times h \times l$ (mm)	MASS (g)	CATALOGUE NUMBER
			LOOSE IN BOX
			$l_t = 4.0 +1.0/-0.5$ mm
			C-tol = $\pm 10\%$
<b>Pitch = <math>10.0 \pm 0.4</math> mm; <math>d_t = 0.60 \pm 0.06</math> mm</b>			
0.1	4.0 × 10.0 × 12.5	0.7	2222 372 21104
0.12			2222 372 21124
0.15			2222 372 21154
0.18			2222 372 21184
0.22			2222 372 21224
0.27			2222 372 21274
0.33			2222 372 21334
0.39	5.0 × 11.0 × 12.5	0.9	2222 372 21394
0.47			2222 372 21474
0.56	6.0 × 12.0 × 12.5	1.0	2222 372 21564
0.68			2222 372 21684

**Metallized polyester film capacitors****MKT 372****MKT 372 GENERAL DATA****PITCH 10 mm****Specific reference data for the 250 V DC capacitors**

DESCRIPTION	VALUE		
	at 1 kHz	at 10 kHz	at 100 kHz
Tangent of loss angle: $C \leq 0.1 \mu\text{F}$	$\leq 75 \times 10^{-4}$	$\leq 130 \times 10^{-4}$	$\leq 250 \times 10^{-4}$
$0.1 \mu\text{F} < C \leq 0.22 \mu\text{F}$	$\leq 75 \times 10^{-4}$	$\leq 130 \times 10^{-4}$	$\leq 300 \times 10^{-4}$
Rated voltage pulse slope $(dU/dt)_R$ at 250 V (DC)	50 V/ $\mu\text{s}$		
R between leads at 100 V; 1 minute	$>30000 \text{ M}\Omega$		
R between interconnected leads and case (foil method)	$>30000 \text{ M}\Omega$		
Withstanding (DC) voltage (cut off current 10 mA); rise time 100 V/s	400 V; 1 minute		
Withstanding (DC) voltage between leads and case	500 V; 1 minute		

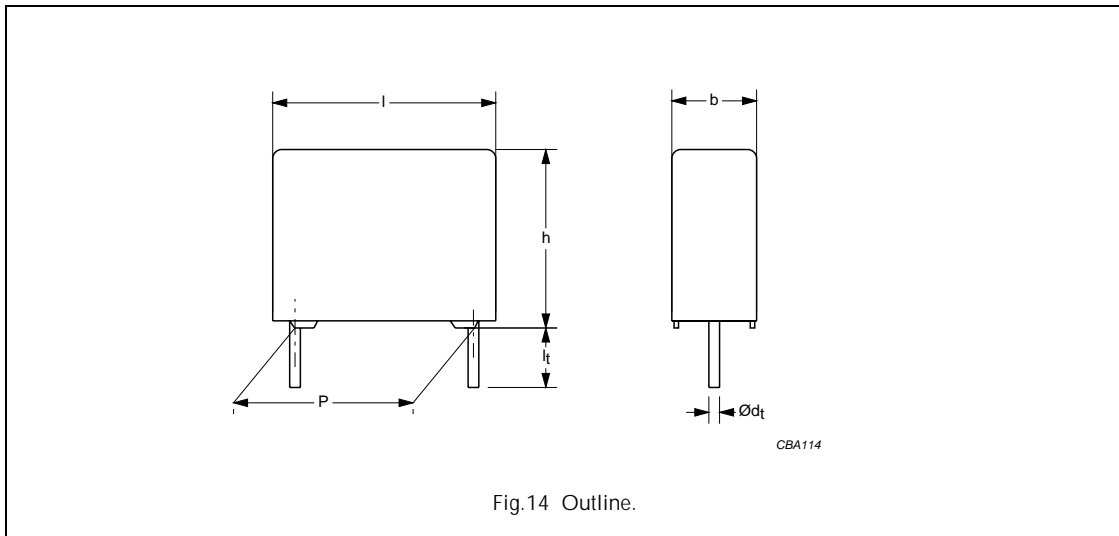
**Available 250 V DC versions**

PACKAGING	DIMENSIONS	C-tol	FIRST 9 DIGITS OF CATALOGUE NUMBER	ORDERING
Loose in box	$l_t = 4.0 +1.0/-0.5 \text{ mm}$	$\pm 10\%$	2222 372 41...	preferred
		$\pm 5\%$	2222 372 42...	on request
Taped on reel	$H = 18.5 \text{ mm}; P_0 = 12.7 \text{ mm}$	$\pm 10\%$	2222 372 45...	on request
		$\pm 5\%$	2222 372 46...	on request
Ammopack	$H = 18.5 \text{ mm}; P_0 = 12.7 \text{ mm}$	$\pm 10\%$	2222 372 48...	on request
		$\pm 5\%$	2222 372 49...	on request

**Metallized polyester film capacitors****MKT 372** $U_{Rdc} = 250 \text{ V}$ ;  $U_{Rac} = 160 \text{ V}$ 

C ( $\mu\text{F}$ )	DIMENSIONS $b \times h \times l$ (mm)	MASS (g)	CATALOGUE NUMBER
			LOOSE IN BOX
			$l_t = 4.0 +1.0/-0.5 \text{ mm}$
			C-tol = $\pm 10\%$
<b>Pitch = <math>10.0 \pm 0.4 \text{ mm}</math>; <math>d_t = 0.60 \pm 0.06 \text{ mm}</math></b>			
0.047	4.0 × 10.0 × 12.5	0.7	2222 372 41473
0.056			2222 372 41563
0.068			2222 372 41683
0.082			2222 372 41823
0.1			2222 372 41104
0.12	5.0 × 11.0 × 12.5	0.9	2222 372 41124
0.15			2222 372 41154
0.18	6.0 × 12.0 × 12.5	1.0	2222 372 41184
0.22			2222 372 41224



**Metallized polyester film capacitors****MKT 372****MKT 372 GENERAL DATA****PITCH 10 mm****Specific reference data for the 400 V DC capacitors**

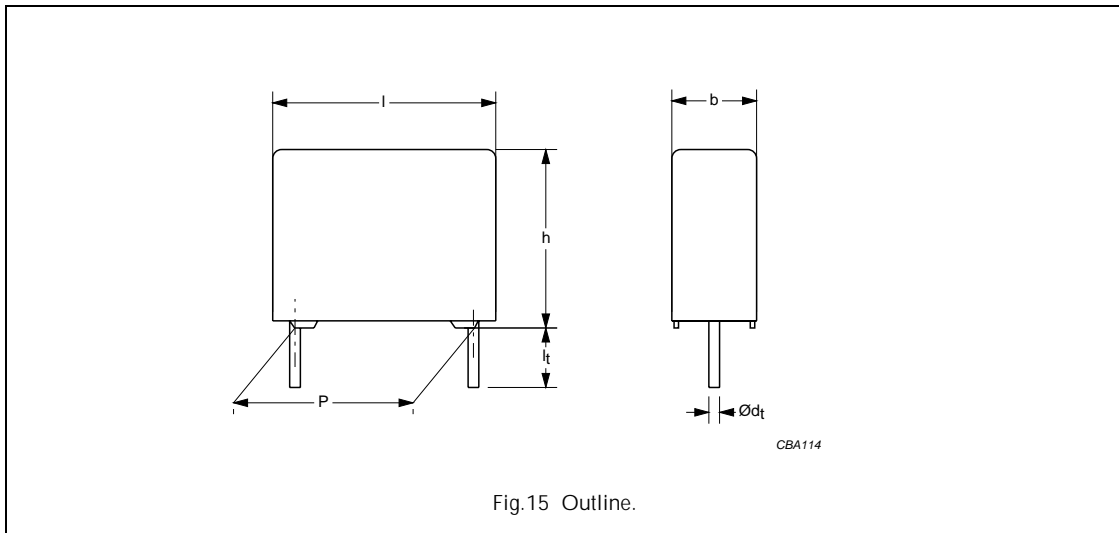
DESCRIPTION	VALUE		
	at 1 kHz	at 10 kHz	at 100 kHz
Tangent of loss angle	$\leq 75 \times 10^{-4}$	$\leq 130 \times 10^{-4}$	$\leq 250 \times 10^{-4}$
Rated voltage pulse slope (dU/dt) <sub>R</sub> at 400 V (DC)	80 V/μs		
R between leads at 100 V; 1 minute	>30000 MΩ		
R between interconnected leads and case (foil method)	>30000 MΩ		
Withstanding (DC) voltage (cut off current 10 mA); rise time 100 V/s	640 V; 1 minute		
Withstanding (DC) voltage between leads and case	800 V; 1 minute		

**Available 400 V DC versions**

PACKAGING	DIMENSIONS	C-tol	FIRST 9 DIGITS OF CATALOGUE NUMBER	ORDERING
Loose in box	$l_t = 4.0 +1.0/-0.5$ mm	±10%	2222 372 51...	preferred
		±5%	2222 372 52...	on request
Taped on reel	H = 18.5 mm; P <sub>0</sub> = 12.7 mm	±10%	2222 372 55...	on request
		±5%	2222 372 56...	on request
Ammopack	H = 18.5 mm; P <sub>0</sub> = 12.7 mm	±10%	2222 372 58...	on request
		±5%	2222 372 59...	on request

**Metallized polyester film capacitors****MKT 372** $U_{Rdc} = 400 \text{ V}; U_{Rac} = 220 \text{ V}$ 

C ( $\mu\text{F}$ )	DIMENSIONS $b \times h \times l$ (mm)	MASS (g)	CATALOGUE NUMBER
			LOOSE IN BOX
			$l_t = 4.0 +1.0/-0.5 \text{ mm}$
			C-tol = $\pm 10\%$
Pitch = $10.0 \pm 0.4 \text{ mm}; d_t = 0.60 \pm 0.06 \text{ mm}$			
0.0047	4.0 × 10.0 × 12.5	0.7	2222 372 51472
0.0056			2222 372 51562
0.0068			2222 372 51682
0.0082			2222 372 51822
0.01			2222 372 51103
0.012			2222 372 51123
0.015			2222 372 51153
0.018			2222 372 51183
0.022			2222 372 51223
0.027			2222 372 51273
0.033	2222 372 51333		
0.039	5.0 × 11.0 × 12.5	0.9	2222 372 51393
0.047			2222 372 51473
0.056			2222 372 51563
0.068	6.0 × 12.0 × 12.5	1.0	2222 372 51683
0.082			2222 372 51823

**Metallized polyester film capacitors****MKT 372****MKT 372 GENERAL DATA****PITCH 10 mm****Specific reference data for the 630 V DC capacitors**

DESCRIPTION	VALUE		
	at 1 kHz	at 10 kHz	at 100 kHz
Tangent of loss angle	$\leq 75 \times 10^{-4}$	$\leq 130 \times 10^{-4}$	$\leq 250 \times 10^{-4}$
Rated voltage pulse slope (dU/dt) <sub>R</sub> at 400 (DC)	120 V/μs		
R between leads at 500 V; 1 minute	>30000 MΩ		
R between interconnected leads and case (foil method)	>30000 MΩ		
Withstanding (DC) voltage (cut off current 10 mA); rise time 100 V/s	1008 V; 1 minute		
Withstanding (DC) voltage between leads and case	1260 V; 1 minute		

**Available 630 V DC versions**

PACKAGING	DIMENSIONS	C-tol	FIRST 9 DIGITS OF CATALOGUE NUMBER	ORDERING
Loose in box	$l_t = 4.0 +1.0/-0.5$ mm	±10%	2222 372 61...	preferred
		±5%	2222 372 62...	on request
Taped on reel	H = 18.5 mm; P <sub>0</sub> = 12.7 mm	±10%	2222 372 65...	on request
		±5%	2222 372 66...	on request
Ammopack	H = 18.5 mm; P <sub>0</sub> = 12.7 mm	±10%	2222 372 68...	on request
		±5%	2222 372 69...	on request

**Metallized polyester film capacitors****MKT 372** $U_{Rdc} = 630 \text{ V}$ ;  $U_{Rac} = 250 \text{ V}$ 

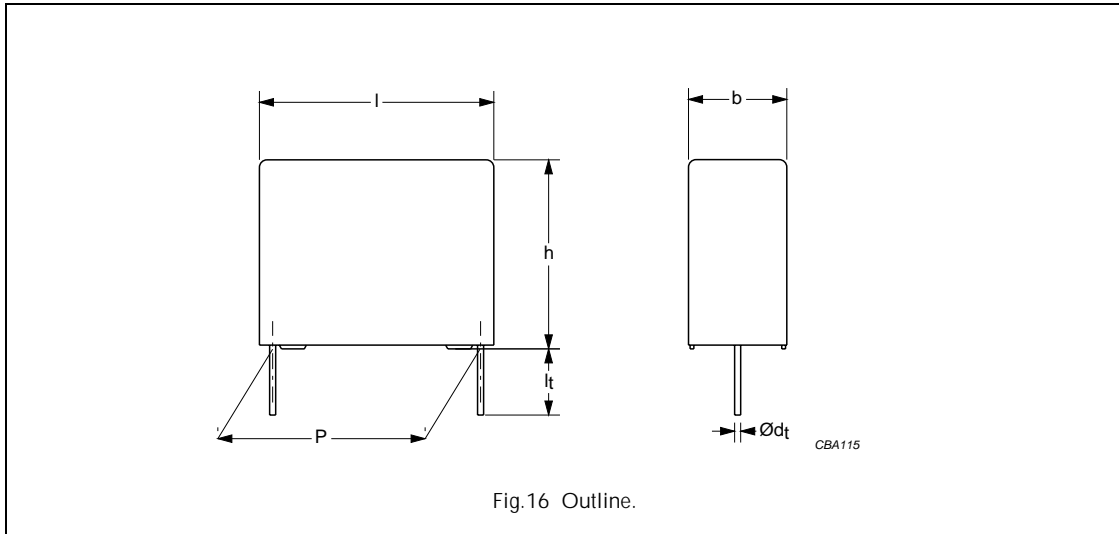
C ( $\mu\text{F}$ )	DIMENSIONS $b \times h \times l$ (mm)	MASS (g)	CATALOGUE NUMBER
			LOOSE IN BOX
			$l_t = 4.0 +1.0/-0.5 \text{ mm}$
			C-tol = $\pm 10\%$
<b>Pitch = <math>10.0 \pm 0.4 \text{ mm}</math>; <math>d_t = 0.60 \pm 0.06 \text{ mm}</math></b>			
0.01	4.0 × 10.0 × 12.5	0.6	2222 372 61103
0.012			2222 372 61123
0.015			2222 372 61153
0.018			2222 372 61183
0.022			2222 372 61223
0.027	5.0 × 11.0 × 12.5	0.9	2222 372 61273
0.033			2222 372 61333
0.039	6.0 × 12.0 × 12.5	1.0	2222 372 61393
0.047			2222 372 61473

## Metallized polyester film capacitors

## MKT 373

### MKT 373 GENERAL DATA

### PITCH 15 mm (COMPACT SIZE)



### Specific reference data for the 100 V DC capacitors

DESCRIPTION	VALUE		
	at 1 kHz	at 10 kHz	at 100 kHz
Tangent of loss angle:			
0.33 $\mu\text{F}$ < C $\leq$ 0.47 $\mu\text{F}$	$\leq 75 \times 10^{-4}$	$\leq 130 \times 10^{-4}$	$\leq 300 \times 10^{-4}$
0.47 $\mu\text{F}$ < C $\leq$ 1.0 $\mu\text{F}$	$\leq 75 \times 10^{-4}$	$\leq 130 \times 10^{-4}$	–
1.0 $\mu\text{F}$ < C $\leq$ 2.2 $\mu\text{F}$	$\leq 75 \times 10^{-4}$	$\leq 150 \times 10^{-4}$	–
Rated voltage pulse slope (dU/dt) <sub>R</sub> at 100 V (DC):	14 V/ $\mu\text{s}$		
R between leads, for C $\leq$ 0.33 $\mu\text{F}$ at 100 V; 1 minute	>15000 M $\Omega$		
RC between leads, for C > 0.33 $\mu\text{F}$ at 100 V; 1 minute	>5000 s		
R between interconnected leads and case (foil method)	>30000 M $\Omega$		
Withstanding (DC) voltage (cut off current 10 mA); rise time 100 V/s	160 V; 1 minute		
Withstanding (DC) voltage between leads and case	200 V; 1 minute		

### Available 100 V DC versions

PACKAGING	DIMENSIONS	C-tol	FIRST 9 DIGITS OF CATALOGUE NUMBER	ORDERING
Loose in box	$l_t = 5.0 \pm 1.0$ mm	$\pm 10\%$	2222 373 23...	preferred
		$\pm 5\%$	2222 373 24...	on request
Taped on reel	$H = 18.5$ mm; $P_0 = 12.7$ mm	$\pm 10\%$	2222 373 27...	on request
		$\pm 5\%$	2222 373 28...	on request

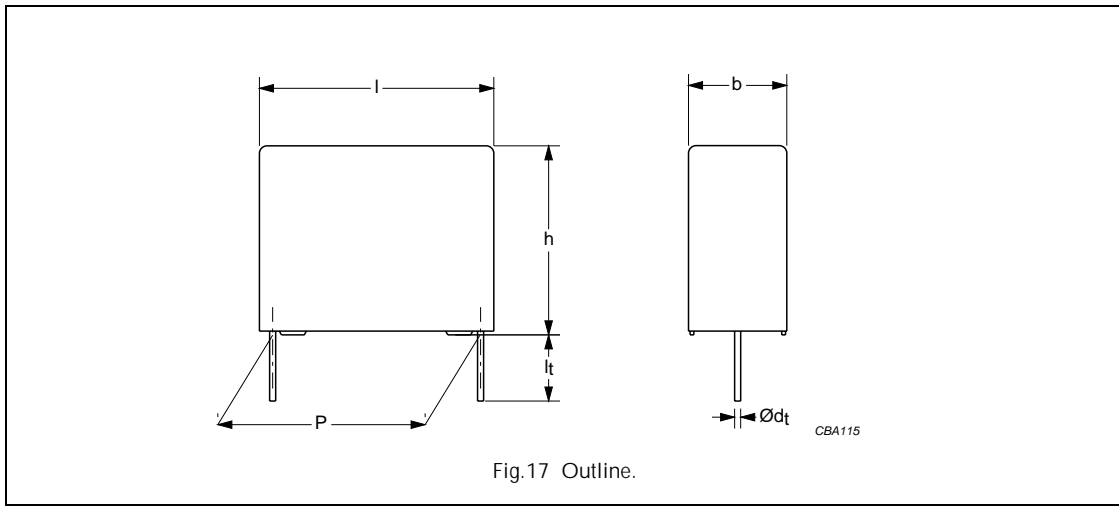
**Metallized polyester film capacitors****MKT 373** $U_{Rdc} = 100 \text{ V}; U_{Rac} = 63 \text{ V}$ 

(COMPACT SIZE)

C ( $\mu\text{F}$ )	DIMENSIONS $b \times h \times l$ (mm)	MASS (g)	CATALOGUE NUMBER
			LOOSE IN BOX
			$l_t = 5.0 \pm 1.0 \text{ mm}$
			C-tol = $\pm 10\%$
Pitch = $15.0 \pm 0.4 \text{ mm}; d_t = 0.80 \pm 0.08 \text{ mm}$			
0.33	5.0 × 11.0 × 17.5	1.1	2222 373 23334
0.39			2222 373 23394
0.47			2222 373 23474
0.56			2222 373 23564
0.68			2222 373 23684
0.82			2222 373 23824
1			2222 373 23105
1.2			2222 373 23125
1.5			2222 373 23155
1.8	2222 373 23185		
2.2	6.0 × 12.0 × 17.5	1.4	2222 373 23225

**Metallized polyester film capacitors****MKT 373****MKT 373 GENERAL DATA**

PITCH 15/22.5/27.5 mm (COMPACT SIZE)

**Specific reference data for the 250 V DC capacitors**

DESCRIPTION	VALUE		
	at 1 kHz	at 10 kHz	at 100 kHz
Tangent of loss angle:			
0.15 $\mu\text{F}$ < C $\leq$ 0.47 $\mu\text{F}$	$\leq 75 \times 10^{-4}$	$\leq 130 \times 10^{-4}$	$\leq 300 \times 10^{-4}$
0.47 $\mu\text{F}$ < C $\leq$ 1.0 $\mu\text{F}$	$\leq 75 \times 10^{-4}$	$\leq 130 \times 10^{-4}$	–
1.0 $\mu\text{F}$ < C $\leq$ 4.7 $\mu\text{F}$	$\leq 75 \times 10^{-4}$	$\leq 150 \times 10^{-4}$	–
Rated voltage pulse slope (dU/dt) <sub>R</sub> at 250 V (DC):			
P = 15 mm	16 V/ $\mu\text{s}$		
P = 22.5 mm	7 V/ $\mu\text{s}$		
P = 27.5 mm	6 V/ $\mu\text{s}$		
R between leads, for C $\leq$ 0.33 $\mu\text{F}$ at 100 V; 1 minute	>30000 M $\Omega$		
RC between leads, for C > 0.33 $\mu\text{F}$ at 100 V; 1 minute	>10000 s		
R between interconnected leads and case (foil method)	>30000 M $\Omega$		
Withstanding (DC) voltage (cut off current 10 mA); rise time 100 V/s	400 V; 1 minute		
Withstanding (DC) voltage between leads and case	500 V; 1 minute		

**Available 250 V DC versions**

PACKAGING <sup>(1)</sup>	DIMENSIONS	C-tol	FIRST 9 DIGITS OF CATALOGUE NUMBER	ORDERING
Loose in box	$l_1 = 5.0 \pm 1.0$ mm	$\pm 10\%$	2222 373 43...	preferred
		$\pm 5\%$	2222 373 44...	on request
Taped on reel	H = 18.5 mm; P <sub>0</sub> = 12.7 mm	$\pm 10\%$	2222 373 47...	on request
		$\pm 5\%$	2222 373 48...	on request

**Note**

1. Taped on reel pitch = 27.5 mm is not available.

**Metallized polyester film capacitors****MKT 373** $U_{Rdc} = 250 \text{ V}; U_{Rac} = 160 \text{ V}$ **(COMPACT SIZE)**

C ( $\mu\text{F}$ )	DIMENSIONS $b \times h \times l$ (mm)	MASS (g)	CATALOGUE NUMBER
			LOOSE IN BOX
			$l_t = 5.0 \pm 1.0 \text{ mm}$
			C-tol = $\pm 10\%$
<b>Pitch = <math>15.0 \pm 0.4 \text{ mm}; d_t = 0.80 \pm 0.08 \text{ mm}</math></b>			
0.15	5.0 × 11.0 × 17.5	1.1	2222 373 43154
0.18			2222 373 43184
0.22			2222 373 43224
0.27			2222 373 43274
0.33			2222 373 43334
0.39	6.0 × 12.0 × 17.5	1.4	2222 373 43394
0.47			2222 373 43474
0.56	7.0 × 13.5 × 17.5	1.9	2222 373 43564
0.68			2222 373 43684
0.82	8.5 × 15.0 × 17.5	2.6	2222 373 43824
1.0			2222 373 43105
1.2	10.0 × 16.5 × 17.5	3.1	2222 373 43125
<b>Pitch = <math>22.5 \pm 0.4 \text{ mm}; d_t = 0.80 \pm 0.08 \text{ mm}</math></b>			
1.5	8.5 × 18.0 × 26.0	4.4	2222 373 43155
1.8			2222 373 43185
2.2	10.0 × 19.5 × 26.0	5.5	2222 373 43225
2.7			2222 373 43275
<b>Pitch = <math>27.5 \pm 0.4 \text{ mm}; d_t = 0.80 \pm 0.08 \text{ mm}</math></b>			
3.3	11.0 × 21.0 × 31.0	7.8	2222 373 43335
3.9	13.0 × 23.0 × 31.0	10.4	2222 373 43395
4.7			2222 373 43475

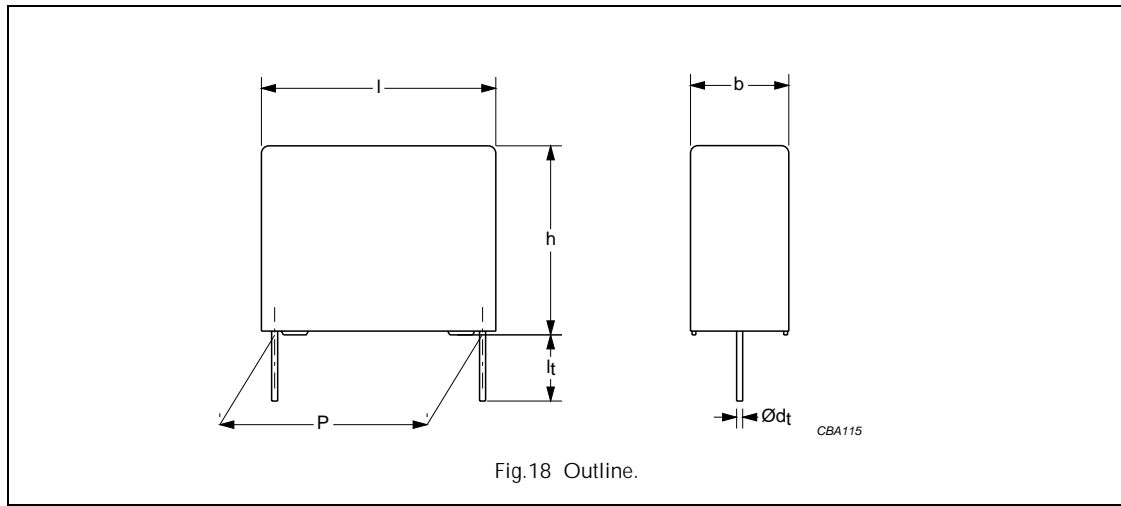


## Metallized polyester film capacitors

## MKT 373

### MKT 373 GENERAL DATA

PITCH 15/22.5/27.5 mm (COMPACT SIZE)



### Specific reference data for the 400 V DC capacitors

DESCRIPTION	VALUE		
	at 1 kHz	at 10 kHz	at 100 kHz
Tangent of loss angle:			
$C \leq 0.1 \mu\text{F}$	$\leq 75 \times 10^{-4}$	$\leq 130 \times 10^{-4}$	$\leq 250 \times 10^{-4}$
$0.1 \mu\text{F} < C \leq 0.47 \mu\text{F}$	$\leq 75 \times 10^{-4}$	$\leq 130 \times 10^{-4}$	$\leq 300 \times 10^{-4}$
$0.47 \mu\text{F} < C \leq 1.0 \mu\text{F}$	$\leq 75 \times 10^{-4}$	$\leq 130 \times 10^{-4}$	–
$1.0 \mu\text{F} < C \leq 1.5 \mu\text{F}$	$\leq 75 \times 10^{-4}$	$\leq 150 \times 10^{-4}$	–
Rated voltage pulse slope $(dU/dt)_R$ at 400 V (DC):			
P = 15 mm	34 V/ $\mu\text{s}$		
P = 22.5 mm	14 V/ $\mu\text{s}$		
P = 27.5 mm	12 V/ $\mu\text{s}$		
R between leads, for $C \leq 0.33 \mu\text{F}$ at 100 V; 1 minute	>30000 M $\Omega$		
RC between leads, for $C > 0.33 \mu\text{F}$ at 100 V; 1 minute	>10000 s		
R between interconnected leads and case (foil method)	>30000 M $\Omega$		
Withstanding (DC) voltage (cut off current 10 mA); rise time 100 V/s	640 V; 1 minute		
Withstanding (DC) voltage between leads and case	800 V; 1 minute		

### Available 400 V DC versions

PACKAGING <sup>(1)</sup>	DIMENSIONS	C-tol	FIRST 9 DIGITS OF CATALOGUE NUMBER	ORDERING
Loose in box	$l_t = 5.0 \pm 1.0 \text{ mm}$	$\pm 10\%$	2222 373 53...	preferred
		$\pm 5\%$	2222 373 54...	on request
Taped on reel	$H = 18.5 \text{ mm}; P_0 = 12.7 \text{ mm}$	$\pm 10\%$	2222 373 57...	on request
		$\pm 5\%$	2222 373 58...	on request

### Note

1. Taped on reel pitch = 27.5 mm is not available.

**Metallized polyester film capacitors****MKT 373** $U_{Rdc} = 400 \text{ V}; U_{Rac} = 220 \text{ V}$ **(COMPACT SIZE)**

C ( $\mu\text{F}$ )	DIMENSIONS $b \times h \times l$ (mm)	MASS (g)	CATALOGUE NUMBER
			LOOSE IN BOX
			$l_t = 5.0 \pm 1.0 \text{ mm}$
			C-tol = $\pm 10\%$
<b>Pitch = <math>15.0 \pm 0.4 \text{ mm}; d_t = 0.80 \pm 0.08 \text{ mm}</math></b>			
0.047	5.0 × 11.0 × 17.5	1.1	2222 373 53473
0.056			2222 373 53563
0.068			2222 373 53683
0.082			2222 373 53823
0.1			2222 373 53104
0.12			2222 373 53124
0.15			2222 373 53154
0.18	6.0 × 12.0 × 17.5	1.4	2222 373 53184
0.22			2222 373 53224
0.27	7.0 × 13.5 × 17.5	1.9	2222 373 53274
0.33			2222 373 53334
0.39	8.5 × 15.0 × 17.5	2.6	2222 373 53394
0.47			2222 373 53474
0.56	10.0 × 16.5 × 17.5	3.2	2222 373 53564
<b>Pitch = <math>22.5 \pm 0.4 \text{ mm}; d_t = 0.80 \pm 0.08 \text{ mm}</math></b>			
0.68	8.5 × 18.0 × 26.0	4.4	2222 373 53684
0.82			2222 373 53824
1	10.0 × 19.5 × 26.0	5.5	2222 373 53105
1.2			2222 373 53125
<b>Pitch = <math>27.5 \pm 0.4 \text{ mm}; d_t = 0.80 \pm 0.08 \text{ mm}</math></b>			
1.5	11.0 × 21.0 × 31.0	7.8	2222 373 53155

## Metallized polyester film capacitors

## MKT 373

### MKT 373 GENERAL DATA

PITCH 15/22.5/27.5 mm (COMPACT SIZE)

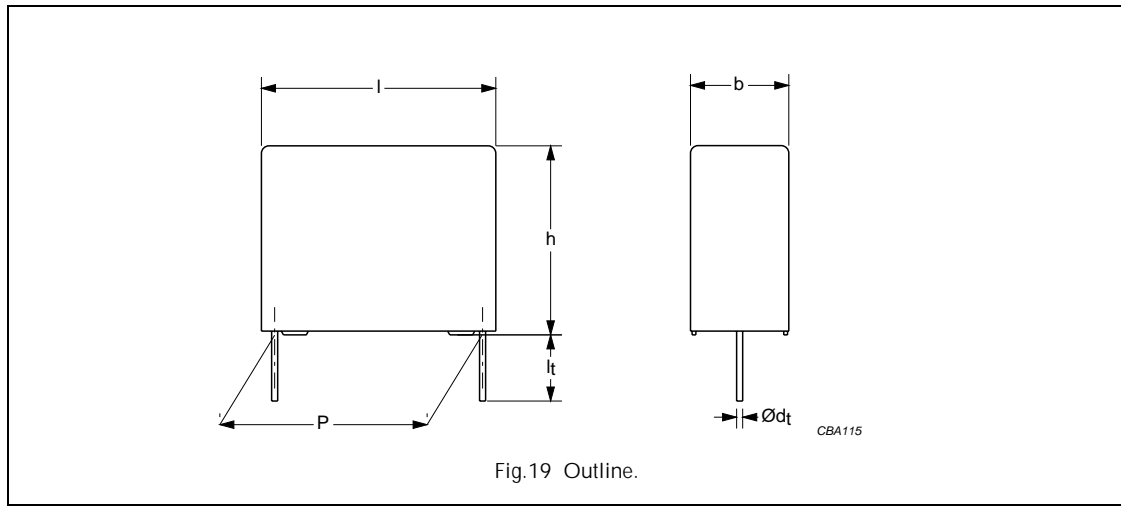


Fig.19 Outline.

### Specific reference data for the 630 V DC capacitors

DESCRIPTION	VALUE		
	at 1 kHz	at 10 kHz	at 100 kHz
Tangent of loss angle:			
$C \leq 0.1 \mu\text{F}$	$\leq 75 \times 10^{-4}$	$\leq 130 \times 10^{-4}$	$\leq 250 \times 10^{-4}$
$0.1 \mu\text{F} < C \leq 0.47 \mu\text{F}$	$\leq 75 \times 10^{-4}$	$\leq 130 \times 10^{-4}$	$\leq 300 \times 10^{-4}$
$0.47 \mu\text{F} < C \leq 1.0 \mu\text{F}$	$\leq 75 \times 10^{-4}$	$\leq 130 \times 10^{-4}$	–
Rated voltage pulse slope $(dU/dt)_R$ at 630 V <sub>dc</sub> :			
P = 15 mm	90 V/ $\mu\text{s}$		
P = 22.5 mm	35 V/ $\mu\text{s}$		
P = 27.5 mm	30 V/ $\mu\text{s}$		
R between leads, for $C \leq 0.33 \mu\text{F}$ at 500 V; 1 minute	>30000 M $\Omega$		
RC between leads, for $C > 0.33 \mu\text{F}$ at 500 V; 1 minute	>10000 s		
R between interconnected leads and case (foil method)	>30000 M $\Omega$		
Withstanding (DC) voltage (cut off current 10 mA); rise time 100 V/s	1008 V; 1 minute		
Withstanding (DC) voltage between leads and case	1260 V; 1 minute		

### Available 630 V DC versions

PACKAGING <sup>(1)</sup>	DIMENSIONS	C-tol	FIRST 9 DIGITS OF CATALOGUE NUMBER	ORDERING
Loose in box	$l_t = 5.0 \pm 1.0 \text{ mm}$	$\pm 10\%$	2222 373 63...	preferred
		$\pm 5\%$	2222 373 64...	on request
Taped on reel	$H = 18.5 \text{ mm}; P_0 = 12.7 \text{ mm}$	$\pm 10\%$	2222 373 67...	on request
		$\pm 5\%$	2222 373 68...	on request

### Note

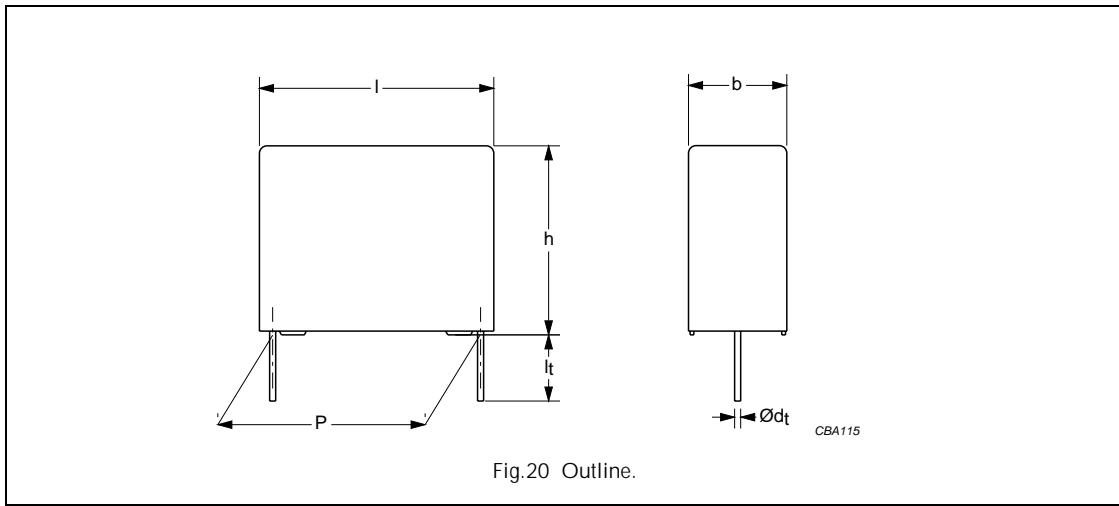
1. Taped on reel pitch = 27.5 mm is not available.

**Metallized polyester film capacitors****MKT 373** $U_{Rdc} = 630 \text{ V}; U_{Rac} = 250 \text{ V}$ **(COMPACT SIZE)**

C ( $\mu\text{F}$ )	DIMENSIONS $b \times h \times l$ (mm)	MASS (g)	CATALOGUE NUMBER
			LOOSE IN BOX
			$l_t = 5.0 \pm 1.0 \text{ mm}$
			C-tol = $\pm 10\%$
<b>Pitch = <math>15.0 \pm 0.4 \text{ mm}; d_t = 0.80 \pm 0.08 \text{ mm}</math></b>			
0.056	$5.0 \times 11.0 \times 17.5$	1.1	2222 373 63563
0.068	$6.0 \times 12.0 \times 17.5$	1.4	2222 373 63683
0.082			2222 373 63823
0.1	$7.0 \times 13.5 \times 17.5$	1.9	2222 373 63104
0.12			2222 373 63124
0.15	$8.5 \times 15.0 \times 17.5$	2.6	2222 373 63154
0.18			2222 373 63184
0.22	$10.0 \times 16.5 \times 17.5$	3.2	2222 373 63224
<b>Pitch = <math>22.5 \pm 0.4 \text{ mm}; d_t = 0.80 \pm 0.08 \text{ mm}</math></b>			
0.27	$8.5 \times 18.0 \times 26.0$	4.4	2222 373 63274
0.33			2222 373 63334
0.39	$10.0 \times 19.5 \times 26.0$	5.5	2222 373 63394
0.47			2222 373 63474
<b>Pitch = <math>27.5 \pm 0.4 \text{ mm}; d_t = 0.80 \pm 0.08 \text{ mm}</math></b>			
0.56	$11.0 \times 21.0 \times 31.0$	7.8	2222 373 63564
0.68	$13.0 \times 23.0 \times 31.0$	10.5	2222 373 63684
0.82			2222 373 63824
1	$15.0 \times 25.0 \times 31.0$	7.8	2222 373 63105

**Metallized polyester film capacitors****MKT 373****MKT 373 GENERAL DATA**

PITCH 15/22.5/27.5 mm (STANDARD SIZE)

**Specific reference data for the 100 V DC capacitors**

DESCRIPTION	VALUE		
	at 1 kHz	at 10 kHz	at 100 kHz
Tangent of loss angle:			
0.33 $\mu\text{F}$ < C $\leq$ 0.47 $\mu\text{F}$	$\leq 75 \times 10^{-4}$	$\leq 130 \times 10^{-4}$	$\leq 300 \times 10^{-4}$
0.47 $\mu\text{F}$ < C $\leq$ 1.0 $\mu\text{F}$	$\leq 75 \times 10^{-4}$	$\leq 130 \times 10^{-4}$	–
1.0 $\mu\text{F}$ < C $\leq$ 10 $\mu\text{F}$	$\leq 75 \times 10^{-4}$	$\leq 150 \times 10^{-4}$	–
C > 10 $\mu\text{F}$	$\leq 75 \times 10^{-4}$	–	–
Rated voltage pulse slope (dU/dt) <sub>R</sub> at 100 V (DC):			
P = 15 mm	14 V/ $\mu\text{s}$		
P = 22.5 mm	5 V/ $\mu\text{s}$		
P = 27.5 mm	4 V/ $\mu\text{s}$		
R between leads, for C $\leq$ 0.33 $\mu\text{F}$ at 100 V; 1 minute	>15000 M $\Omega$		
RC between leads, for C > 0.33 $\mu\text{F}$ at 100 V; 1 minute	>5000 s		
R between interconnected leads and case (foil method)	>30000 M $\Omega$		
Withstanding (DC) voltage (cut off current 10 mA); rise time 100 V/s	160 V; 1 minute		
Withstanding (DC) voltage between leads and case	200 V; 1 minute		

**Available 100 V DC versions**

PACKAGING <sup>(1)</sup>	DIMENSIONS	C-tol	FIRST 9 DIGITS OF CATALOGUE NUMBER	ORDERING
Loose in box	$l_t = 5.0 \pm 1.0$ mm	$\pm 10\%$	2222 373 21...	on request
		$\pm 5\%$	2222 373 22...	on request
Taped on reel	H = 18.5 mm; P <sub>0</sub> = 12.7 mm	$\pm 10\%$	2222 373 25...	on request
		$\pm 5\%$	2222 373 26...	on request

**Note**

1. Taped on reel pitch = 27.5 mm is not available.

**Metallized polyester film capacitors****MKT 373** $U_{Rdc} = 100 \text{ V}; U_{Rac} = 63 \text{ V}$ 

(STANDARD SIZE)

C ( $\mu\text{F}$ )	DIMENSIONS $b \times h \times l$ (mm)	MASS (g)	CATALOGUE NUMBER
			LOOSE IN BOX
			$l_t = 5.0 \pm 1.0 \text{ mm}$
			C-tol = $\pm 10\%$
<b>Pitch = <math>15.0 \pm 0.4 \text{ mm}; d_t = 0.80 \pm 0.08 \text{ mm}</math></b>			
0.33	5.0 × 11.0 × 17.5	1.1	2222 373 21334
0.39			2222 373 21394
0.47			2222 373 21474
0.56			2222 373 21564
0.68			2222 373 21684
0.82	6.0 × 12.0 × 17.5	1.4	2222 373 21824
1			2222 373 21105
1.2	7.0 × 13.5 × 17.5	1.9	2222 373 21125
1.5			2222 373 21155
1.8	8.5 × 15.0 × 17.5	2.6	2222 373 21185
2.2			2222 373 21225
<b>Pitch = <math>22.5 \pm 0.4 \text{ mm}; d_t = 0.80 \pm 0.08 \text{ mm}</math></b>			
2.7	8.5 × 18.0 × 26.0	4.4	2222 373 21275
3.3			2222 373 21335
3.9	10.0 × 19.5 × 26.0	5.5	2222 373 21395
4.7			2222 373 21475
<b>Pitch = <math>27.5 \pm 0.4 \text{ mm}; d_t = 0.80 \pm 0.08 \text{ mm}</math></b>			
5.6	11.0 × 21.0 × 31.0	8.0	2222 373 21565
6.8			2222 373 21685
8.2	13.0 × 23.0 × 31.0	10.5	2222 373 21825
10			2222 373 21106
12	18.0 × 28.0 × 31.0	17.5	2222 373 21126
15			2222 373 21156

**Metallized polyester film capacitors****MKT 370/371/372/373****MKT 373 GENERAL DATA**

PITCH 15/22.5/27.5 mm (STANDARD SIZE)

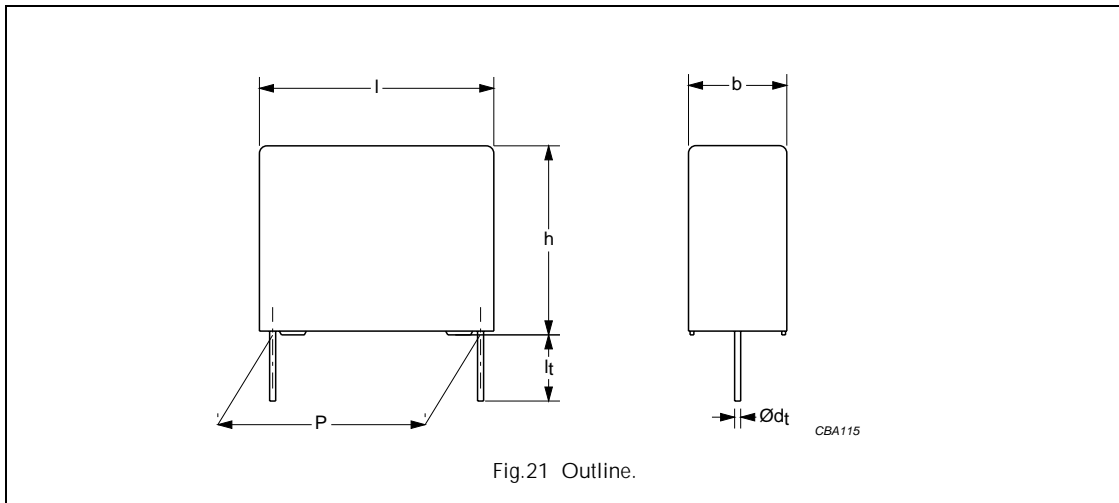


Fig.21 Outline.

**Specific reference data for the 250 V DC capacitors**

DESCRIPTION	VALUE		
	at 1 kHz	at 10 kHz	at 100 kHz
Tangent of loss angle:			
0.15 $\mu\text{F}$ < C $\leq$ 0.47 $\mu\text{F}$	$\leq 75 \times 10^{-4}$	$\leq 130 \times 10^{-4}$	$\leq 300 \times 10^{-4}$
0.47 $\mu\text{F}$ < C $\leq$ 1.0 $\mu\text{F}$	$\leq 75 \times 10^{-4}$	$\leq 130 \times 10^{-4}$	–
1.0 $\mu\text{F}$ < C $\leq$ 4.7 $\mu\text{F}$	$\leq 75 \times 10^{-4}$	$\leq 150 \times 10^{-4}$	–
Rated voltage pulse slope (dU/dt) <sub>R</sub> at 250 V (DC):			
P = 15 mm	16 V/ $\mu\text{s}$		
P = 22.5 mm	7 V/ $\mu\text{s}$		
P = 27.5 mm	6 V/ $\mu\text{s}$		
R between leads, for C $\leq$ 0.33 $\mu\text{F}$ at 100 V; 1 minute	>30000 M $\Omega$		
RC between leads, for C > 0.33 $\mu\text{F}$ at 100 V; 1 minute	>10000 s		
R between interconnected leads and case (foil method)	>30000 M $\Omega$		
Withstanding (DC) voltage (cut off current 10 mA); rise time 100 V/s	400 V; 1 minute		
Withstanding (DC) voltage between leads and case	500 V; 1 minute		

**Available 250 V DC versions**

PACKAGING <sup>(1)</sup>	DIMENSIONS	C-tol	FIRST 9 DIGITS OF CATALOGUE NUMBER	ORDERING
Loose in box	$l_t = 5.0 \pm 1.0$ mm	$\pm 10\%$	2222 373 41...	on request
		$\pm 5\%$	2222 373 42...	on request
Taped on reel	H = 18.5 mm; P <sub>0</sub> = 12.7 mm	$\pm 10\%$	2222 373 45...	on request
		$\pm 5\%$	2222 373 46...	on request

**Note**

1. Taped on reel pitch = 27.5 mm is not available.

**Metallized polyester film capacitors****MKT 370/371/372/373** $U_{Rdc} = 250 \text{ V}; U_{Rac} = 160 \text{ V}$ 

(STANDARD SIZE)

C ( $\mu\text{F}$ )	DIMENSIONS $b \times h \times l$ (mm)	MASS (g)	CATALOGUE NUMBER
			LOOSE IN BOX
			$l_t = 5.0 \pm 1.0 \text{ mm}$
			C-tol = $\pm 10\%$
<b>Pitch = <math>15.0 \pm 0.4 \text{ mm}; d_t = 0.80 \pm 0.08 \text{ mm}</math></b>			
0.15	5.0 × 11.0 × 17.5	1.1	2222 373 41154
0.18			2222 373 41184
0.22			2222 373 41224
0.27	6.0 × 12.0 × 17.5	1.4	2222 373 41274
0.33			2222 373 41334
0.39			2222 373 41394
0.47			2222 373 41474
0.56	7.0 × 13.5 × 17.5	1.9	2222 373 41564
0.68			2222 373 41684
0.82	8.5 × 15.0 × 17.5	2.6	2222 373 41824
1.0			2222 373 41105
<b>Pitch = <math>22.5 \pm 0.4 \text{ mm}; d_t = 0.80 \pm 0.08 \text{ mm}</math></b>			
1.2	8.5 × 18.0 × 26.0	4.4	2222 373 41125
1.5			2222 373 41155
1.8	10.0 × 19.5 × 26.0	5.5	2222 373 41185
2.2			2222 373 41225
<b>Pitch = <math>27.5 \pm 0.4 \text{ mm}; d_t = 0.80 \pm 0.08 \text{ mm}</math></b>			
2.7	13.0 × 23.0 × 31.0	10.4	2222 373 41275
3.3			2222 373 41335
3.9	15.0 × 25.0 × 31.0	12.5	2222 373 41395
4.7			2222 373 41475



**Metallized polyester film capacitors****MKT 370/371/372/373****MKT 373 GENERAL DATA**

PITCH 15/22.5/27.5 mm (STANDARD SIZE)

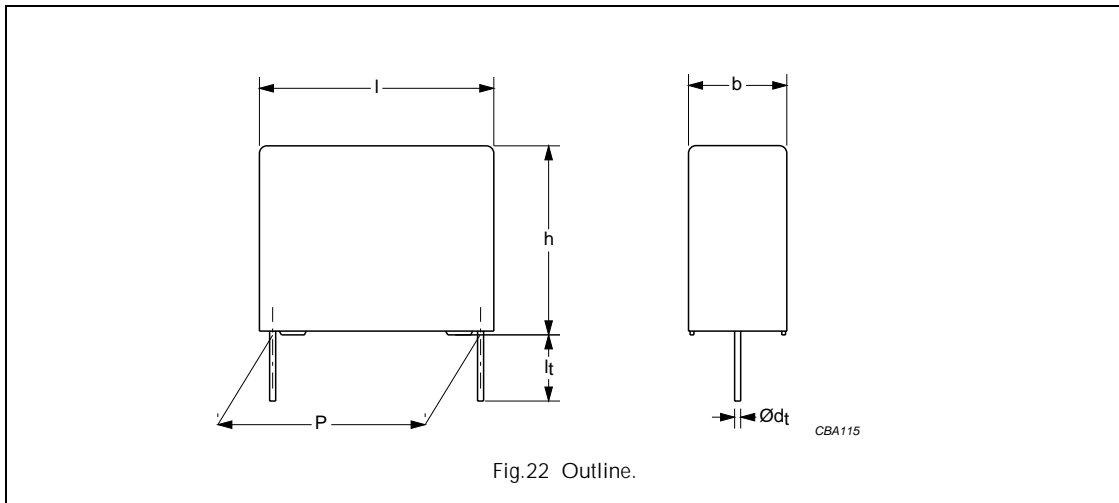


Fig.22 Outline.

**Specific reference data for the 400 V DC capacitors**

DESCRIPTION	VALUE		
	at 1 kHz	at 10 kHz	at 100 kHz
Tangent of loss angle:			
$C \leq 0.1 \mu\text{F}$	$\leq 75 \times 10^{-4}$	$\leq 130 \times 10^{-4}$	$\leq 250 \times 10^{-4}$
$0.1 \mu\text{F} < C \leq 0.47 \mu\text{F}$	$\leq 75 \times 10^{-4}$	$\leq 130 \times 10^{-4}$	$\leq 300 \times 10^{-4}$
$0.47 \mu\text{F} < C \leq 1.0 \mu\text{F}$	$\leq 75 \times 10^{-4}$	$\leq 130 \times 10^{-4}$	–
$1.0 \mu\text{F} < C \leq 1.5 \mu\text{F}$	$\leq 75 \times 10^{-4}$	$\leq 150 \times 10^{-4}$	–
Rated voltage pulse slope $(dU/dt)_R$ at 400 V (DC):			
$P = 15 \text{ mm}$	34 V/ $\mu\text{s}$		
$P = 22.5 \text{ mm}$	14 V/ $\mu\text{s}$		
$P = 27.5 \text{ mm}$	12 V/ $\mu\text{s}$		
R between leads, for $C \leq 0.33 \mu\text{F}$ at 100 V; 1 minute	>30000 M $\Omega$		
RC between leads, for $C > 0.33 \mu\text{F}$ at 100 V; 1 minute	>10000 s		
R between interconnected leads and case (foil method)	>30000 M $\Omega$		
Withstanding (DC) voltage (cut off current 10 mA); rise time 100 V/s	640 V; 1 minute		
Withstanding (DC) voltage between leads and case	800 V; 1 minute		

**Available 400 V DC versions**

PACKAGING <sup>(1)</sup>	DIMENSIONS	C-tol	FIRST 9 DIGITS OF CATALOGUE NUMBER	ORDERING
Loose in box	$l_t = 5.0 \pm 1.0 \text{ mm}$	$\pm 10\%$	2222 373 51...	on request
		$\pm 5\%$	2222 373 52...	on request
Taped on reel	$H = 18.5 \text{ mm}; P_0 = 12.7 \text{ mm}$	$\pm 10\%$	2222 373 55...	on request
		$\pm 5\%$	2222 373 56...	on request

**Note**

1. Taped on reel pitch = 27.5 mm is not available.

**Metallized polyester film capacitors****MKT 370/371/372/373** $U_{Rdc} = 400 \text{ V}; U_{Rac} = 220 \text{ V}$ 

(STANDARD SIZE)

C ( $\mu\text{F}$ )	DIMENSIONS $b \times h \times l$ (mm)	MASS (g)	CATALOGUE NUMBER
			LOOSE IN BOX
			$l_t = 5.0 \pm 1.0 \text{ mm}$
			C-tol = $\pm 10\%$
<b>Pitch = <math>15.0 \pm 0.4 \text{ mm}; d_t = 0.80 \pm 0.08 \text{ mm}</math></b>			
0.047	5.0 × 11.0 × 17.5	1.1	2222 373 51473
0.056			2222 373 51563
0.068			2222 373 51683
0.082			2222 373 51823
0.1			2222 373 51104
0.12	6.0 × 12.0 × 17.5	1.4	2222 373 51124
0.15			2222 373 51154
0.18	7.0 × 13.5 × 17.5	1.9	2222 373 51184
0.22			2222 373 51224
0.27	8.5 × 15.0 × 17.5	2.6	2222 373 51274
0.33			2222 373 51334
<b>Pitch = <math>22.5 \pm 0.4 \text{ mm}; d_t = 0.80 \pm 0.08 \text{ mm}</math></b>			
0.39	8.5 × 18.0 × 26.0	4.4	2222 373 51394
0.47			2222 373 51474
0.56	10.0 × 19.5 × 26.0	4.4	2222 373 51564
0.68		5.5	2222 373 51684
<b>Pitch = <math>27.5 \pm 0.4 \text{ mm}; d_t = 0.80 \pm 0.08 \text{ mm}</math></b>			
0.82	11.0 × 21.0 × 31.0	7.8	2222 373 51824
1			2222 373 51105
1.2	15.0 × 25.0 × 31.0	12.8	2222 373 51125
1.5			2222 373 51155

## Metallized polyester film capacitors

## MKT 370/371/372/373

### CONSTRUCTION

#### Description

- Low-inductive wound cell of metallized polyethylene terephthalate (PETP) film, potted with epoxy resin in a flame-retardant case
- Radial leads, solder-coated
- Small stand-off pips allow removal of solder flux etc. during cleaning of the printed-circuit board.

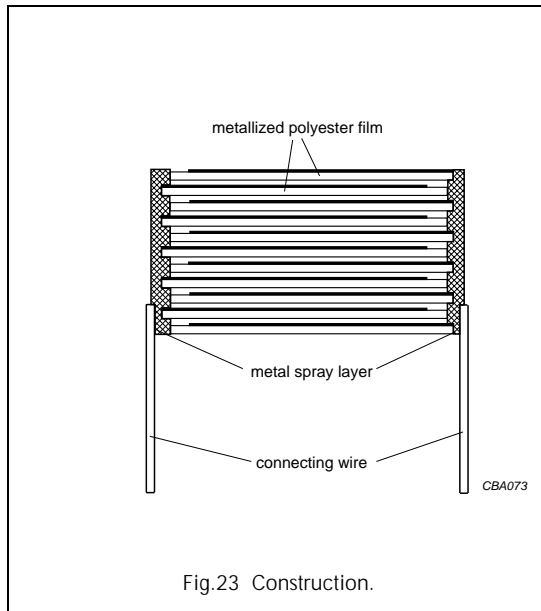


Fig.23 Construction.

#### Mounting

##### NORMAL USE

The capacitors are designed for mounting on printed-circuit boards. The capacitors packed in bandoliers are designed for mounting on printed-circuit boards by automatic insertion machines.

For detailed tape specifications refer to this handbook, chapter "Packaging information".

#### SPECIFIC METHOD OF MOUNTING TO WITHSTAND VIBRATION AND SHOCK

In order to withstand vibration and shock tests, it must be ensured that the stand-off pips are in good contact with the printed-circuit board:

- For pitches of  $\leq 15$  mm capacitors shall be mechanically fixed by the leads.
- For larger pitches the capacitors shall be mounted in the same way and the body clamped.

#### SPACE REQUIREMENTS ON PRINTED-CIRCUIT BOARD

The maximum length and width of film capacitors is shown in Fig.24:

- Eccentricity see Fig.24. The maximum eccentricity is smaller than or equal to the wire diameter of the product concerned.
- Product height with seating plane as given by "IEC 60717" as reference:  $h_{\max} \leq h + 0.3$  mm.

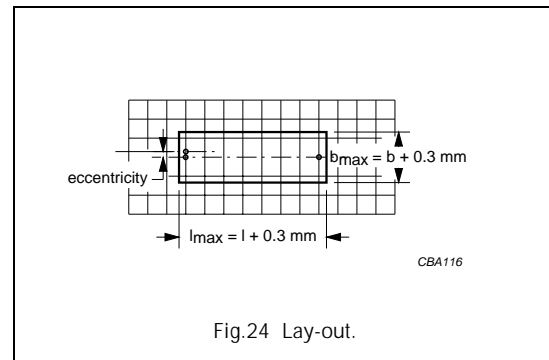


Fig.24 Lay-out.

#### Storage temperature

- Storage temperature:  $T_{\text{stg}} = -25$  to  $+40$  °C with RH maximum 80% without condensation.

#### RATINGS AND CHARACTERISTICS REFERENCE CONDITIONS

Unless otherwise specified, all electrical values apply to an ambient free air temperature of  $23 \pm 1$  °C, an atmospheric pressure of 86 to 106 kPa and a relative humidity of  $50 \pm 2\%$ .

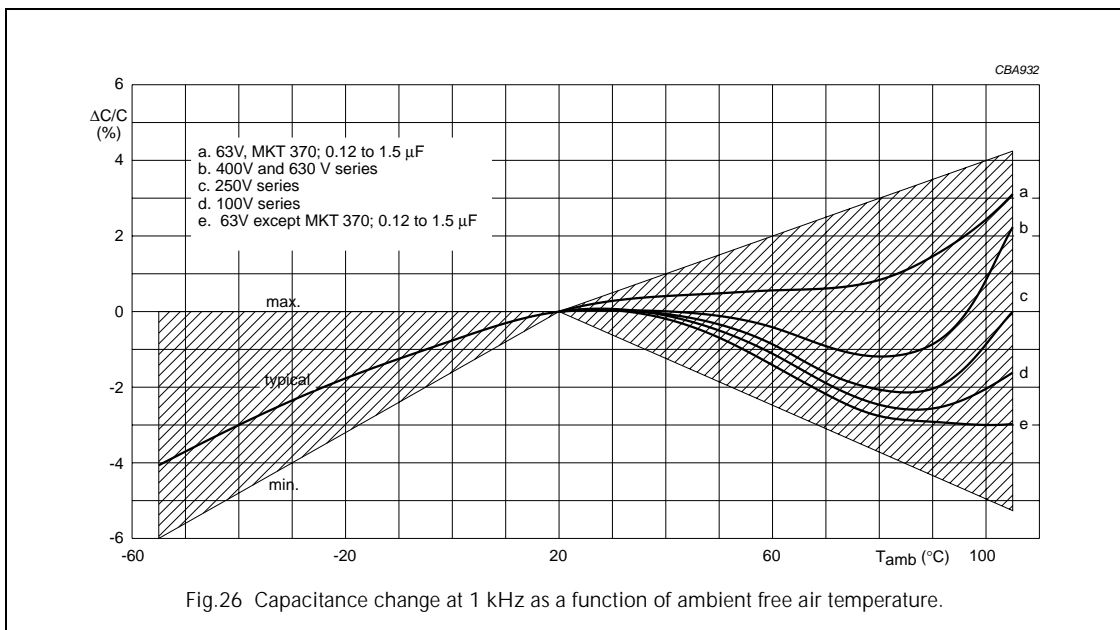
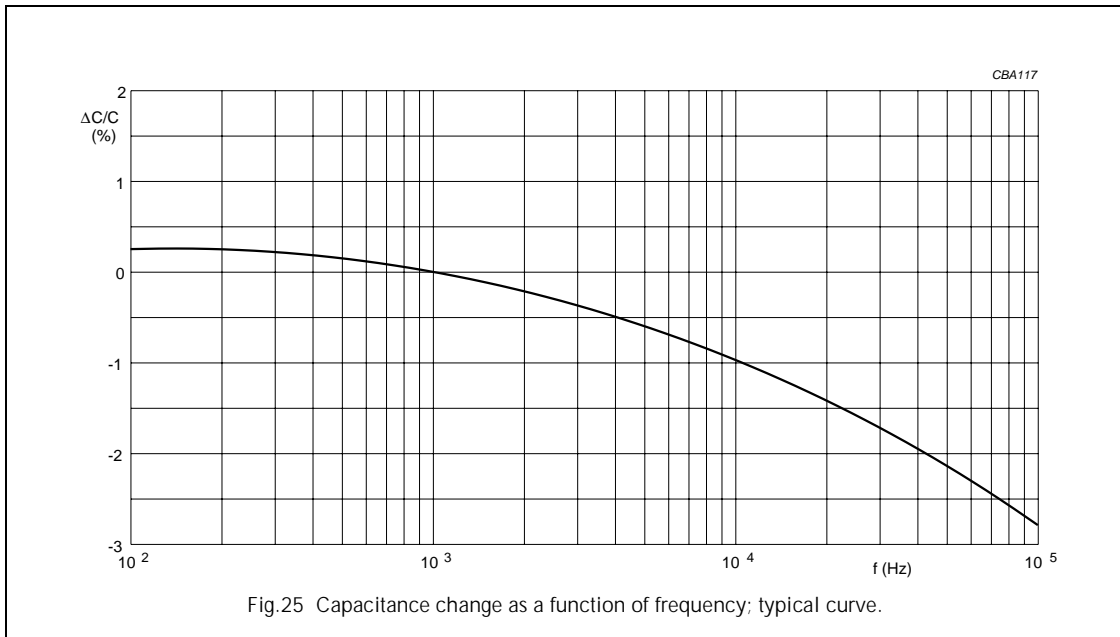
For reference testing, a conditioning period shall be applied over  $96 \pm 4$  hours by heating the products in a circulating air oven at the rated temperature and a relative humidity not exceeding 20%.

**Metallized polyester film capacitors**

**MKT 370/371/372/373**

**CHARACTERISTICS**

**Capacitance**



**Metallized polyester film capacitors**

**MKT 370/371/372/373**

**Impedance**

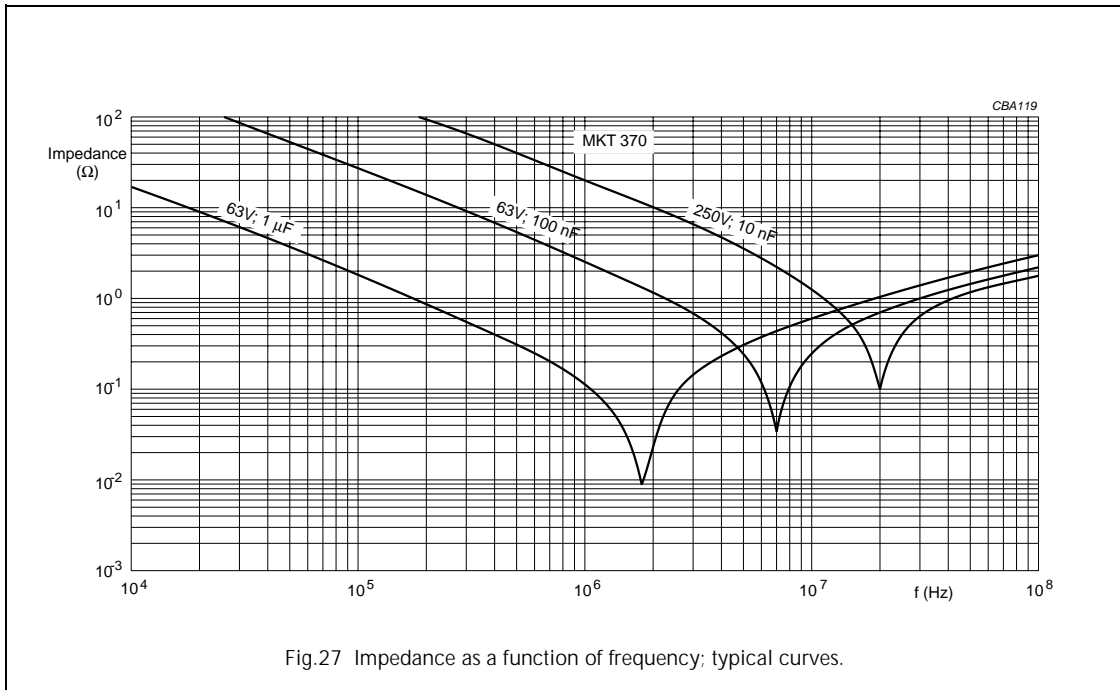


Fig.27 Impedance as a function of frequency; typical curves.

**Maximum DC and AC voltage as a function of temperature**

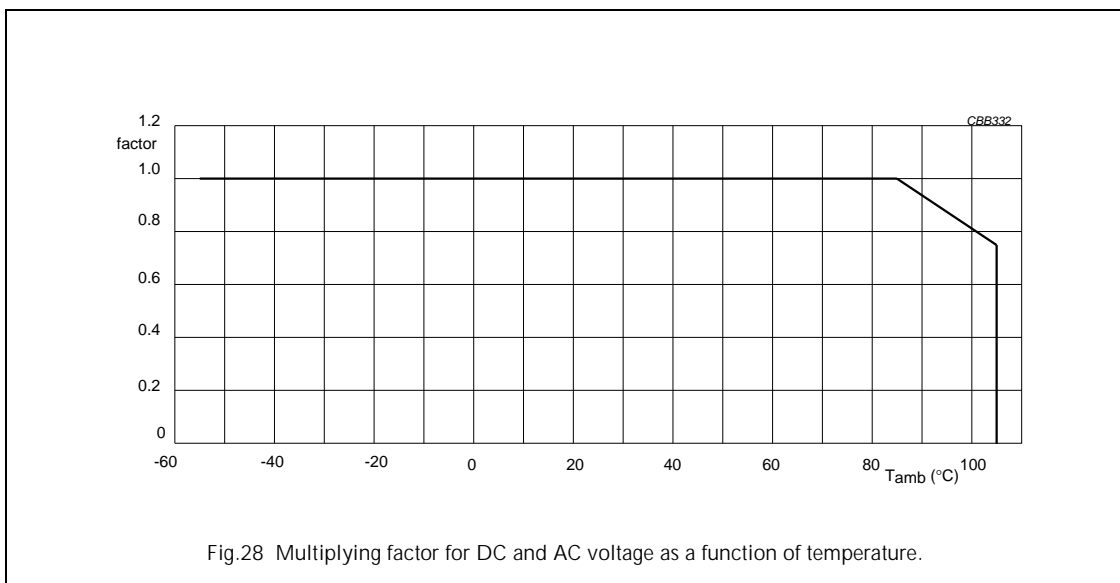
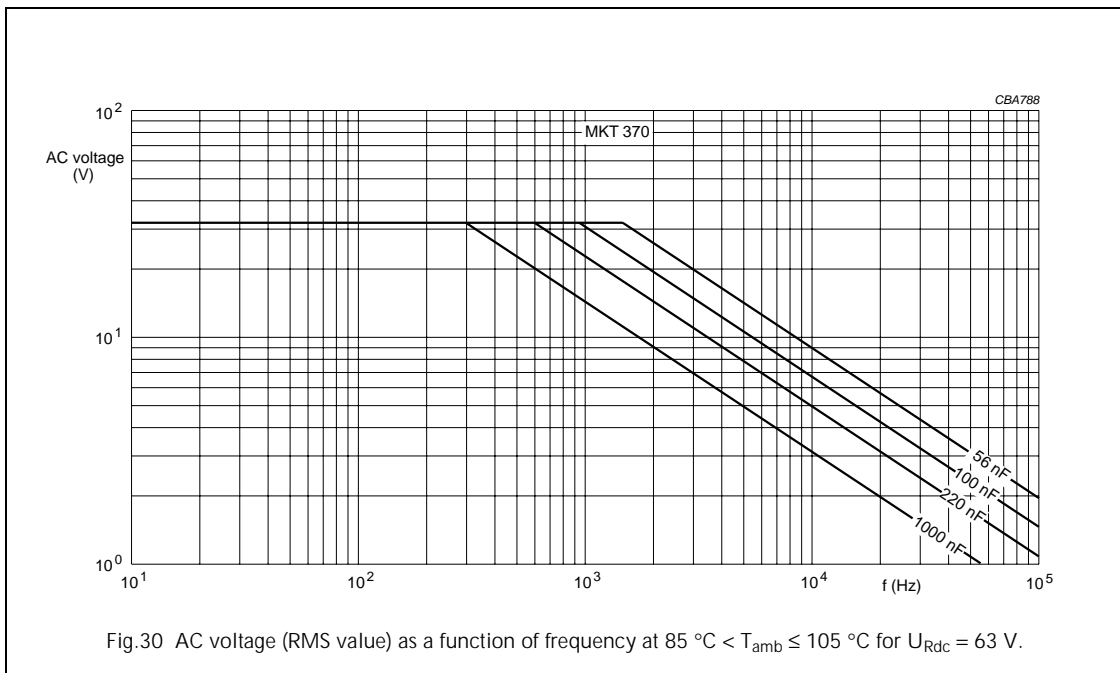
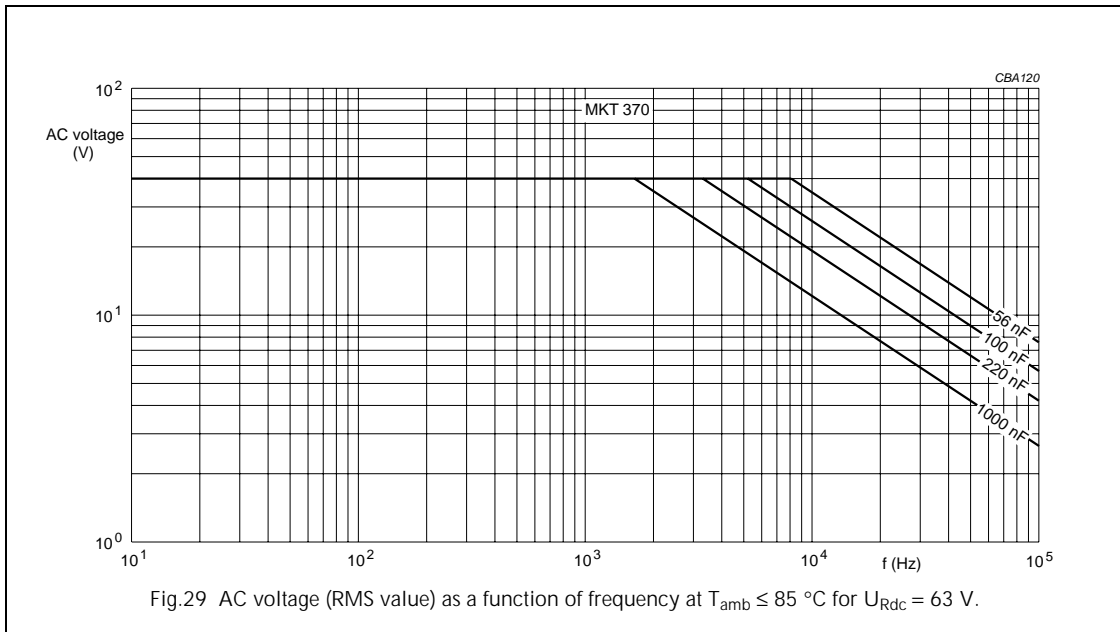


Fig.28 Multiplying factor for DC and AC voltage as a function of temperature.

**Metallized polyester film capacitors**

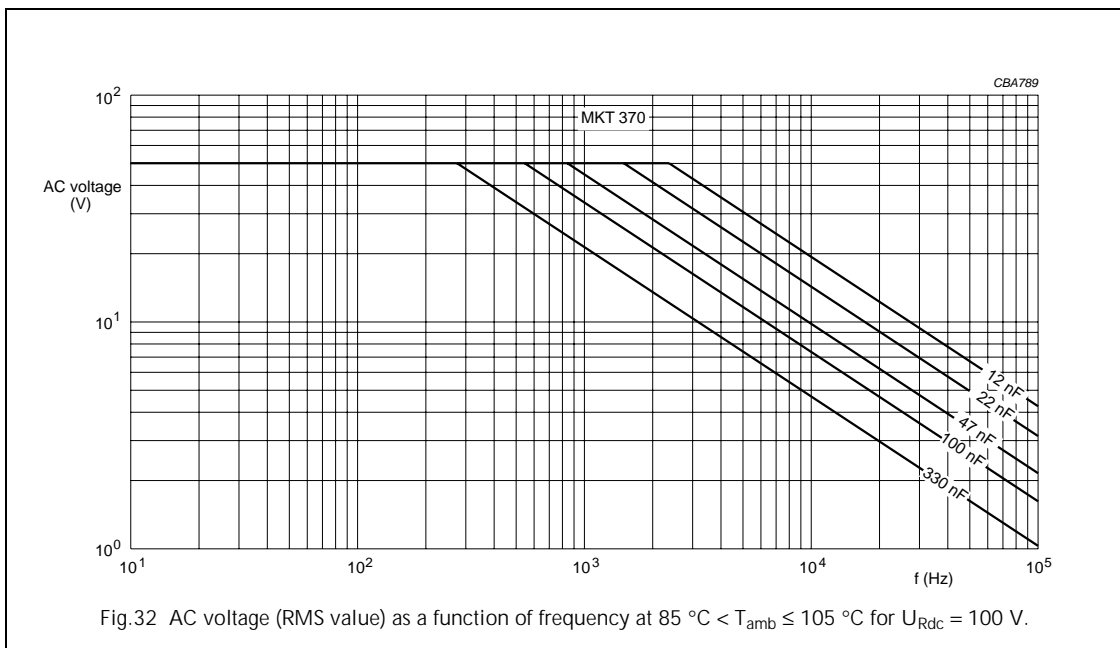
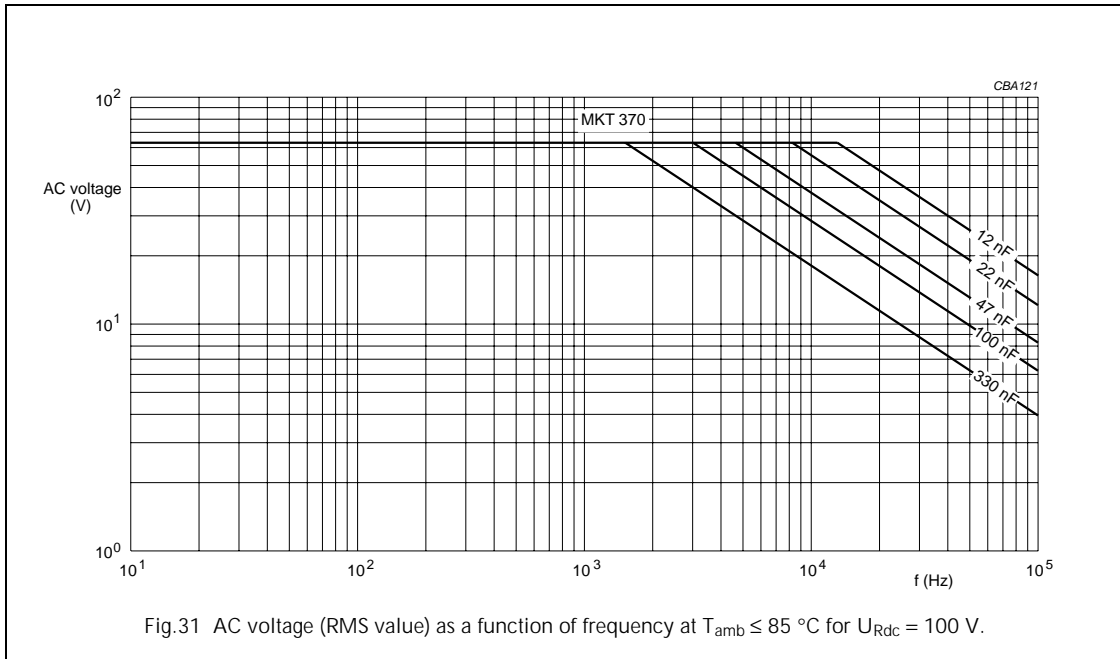
**MKT 370/371/372/373**

Maximum RMS voltage (sinewave) as a function of frequency



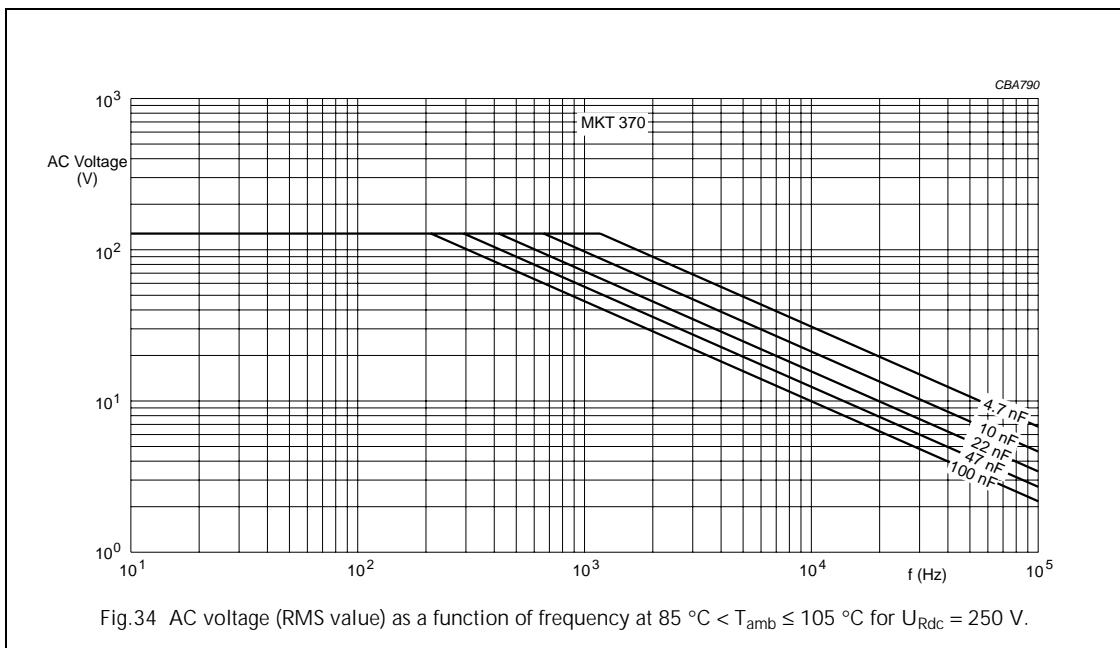
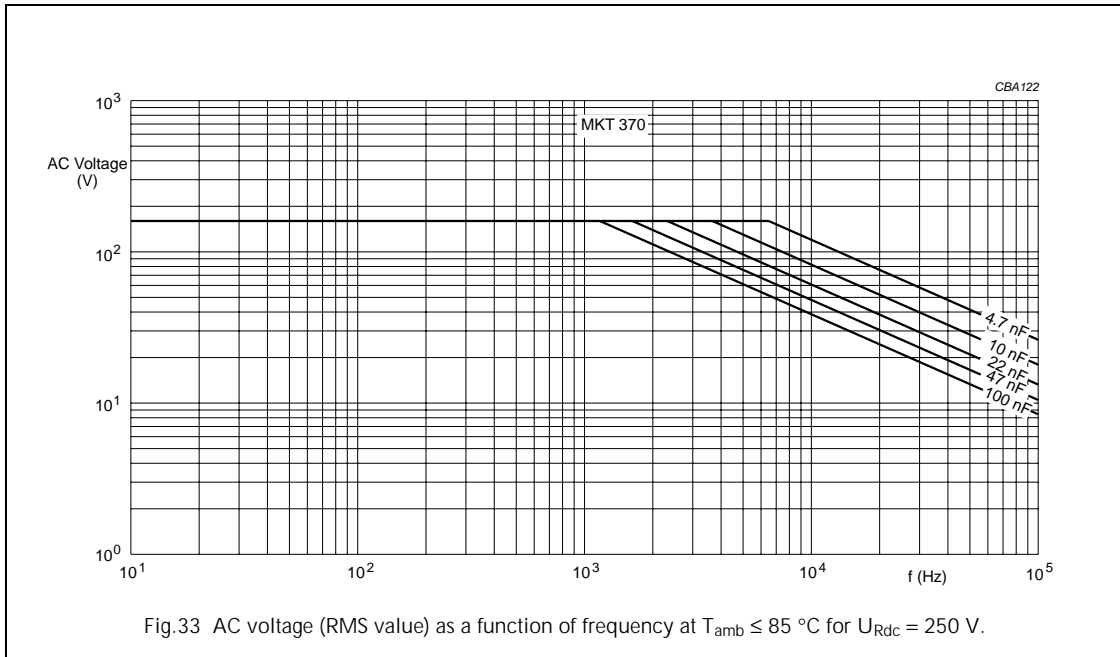
**Metallized polyester film capacitors**

**MKT 370/371/372/373**



**Metallized polyester film capacitors**

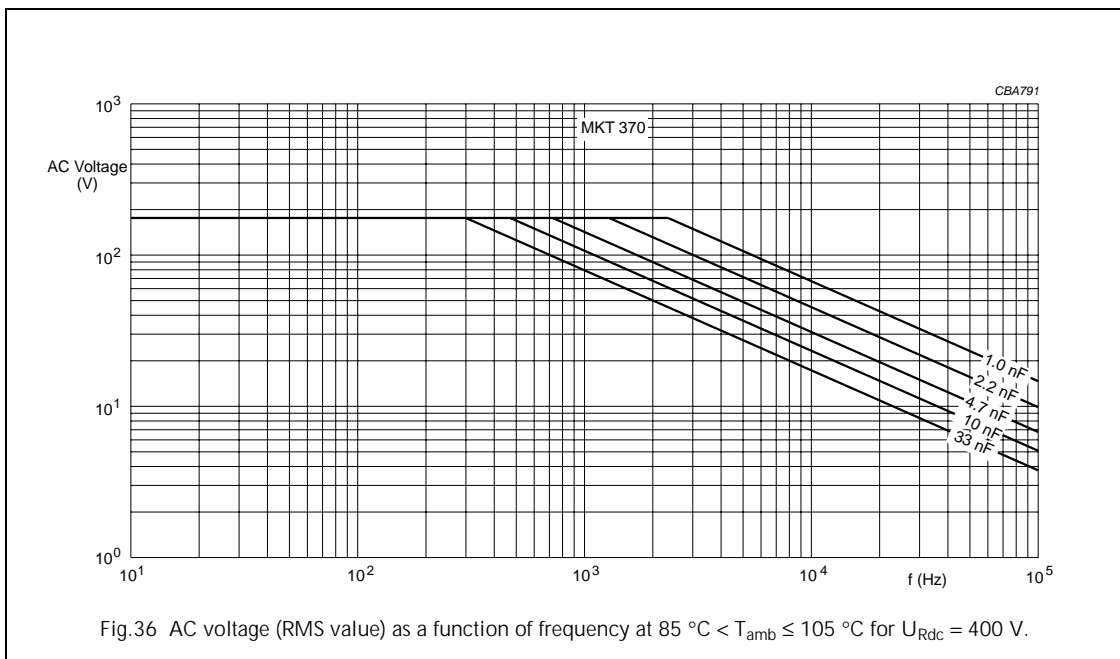
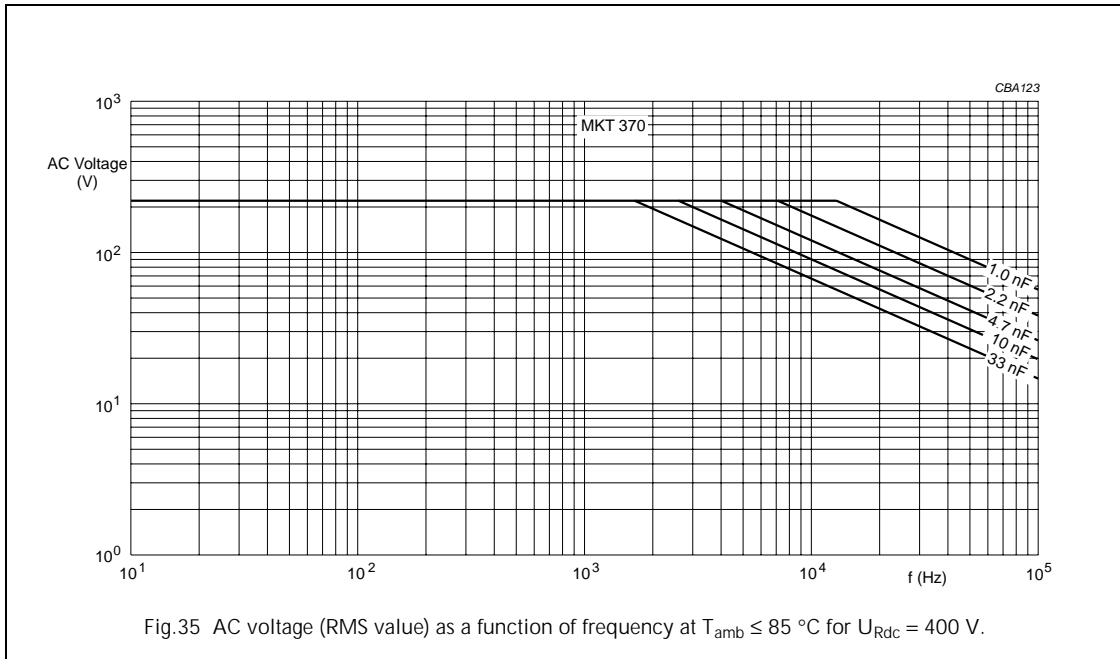
**MKT 370/371/372/373**





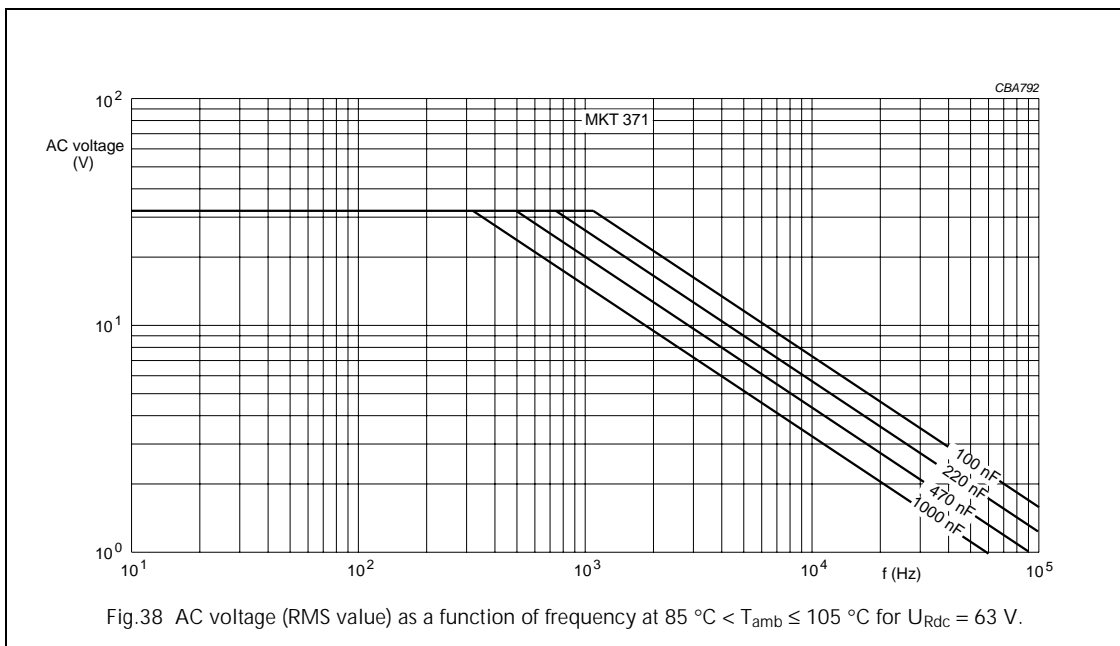
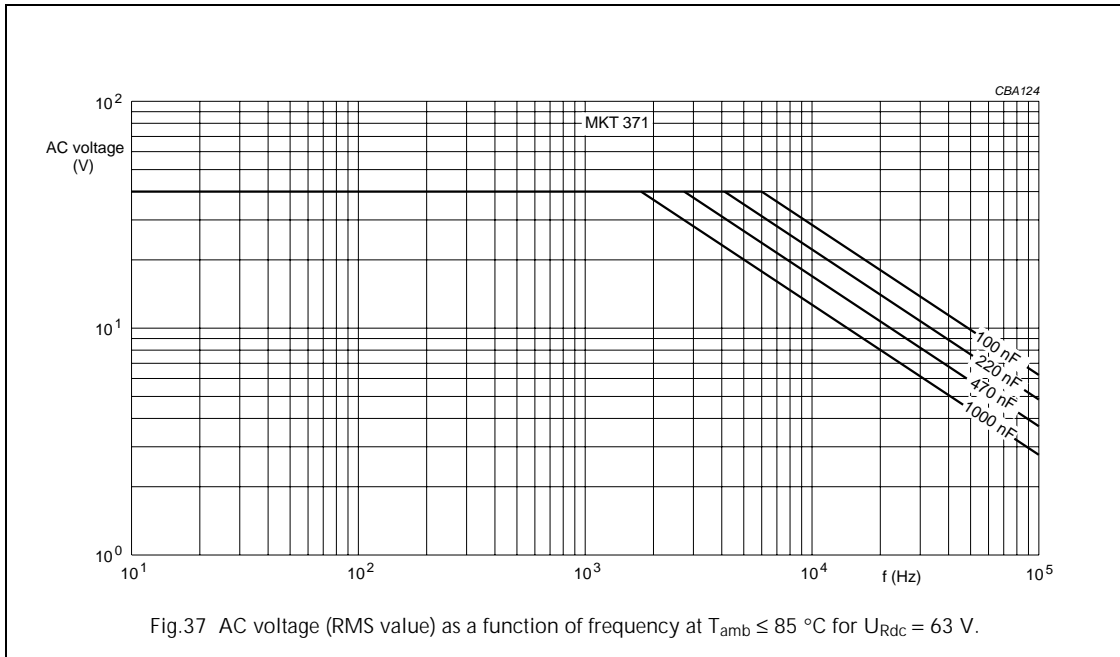
**Metallized polyester film capacitors**

**MKT 370/371/372/373**



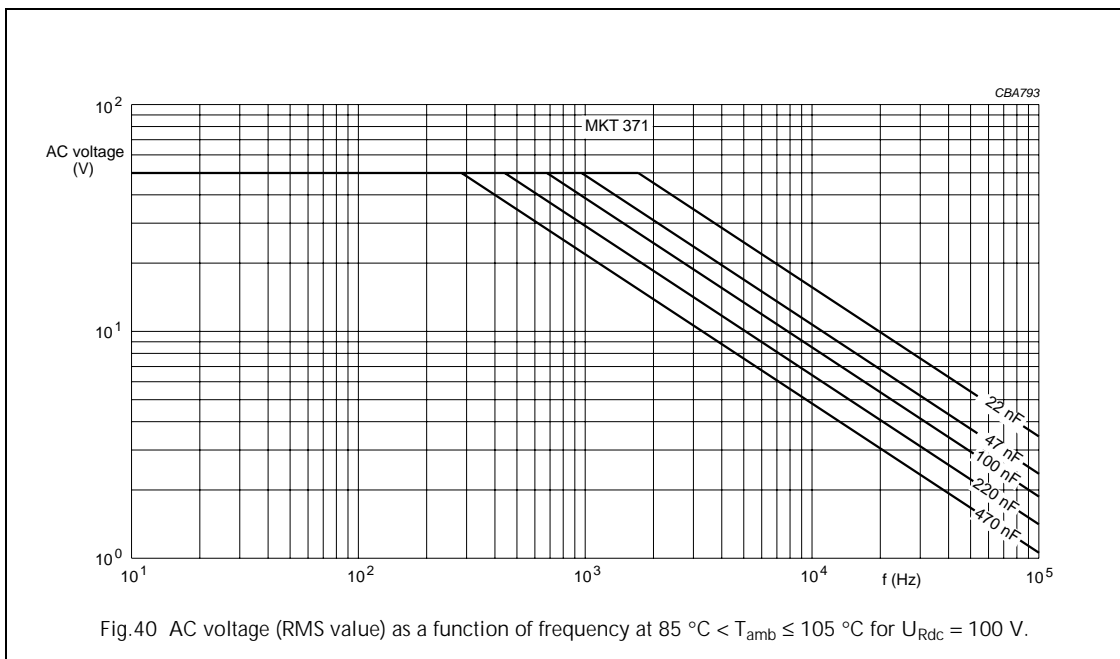
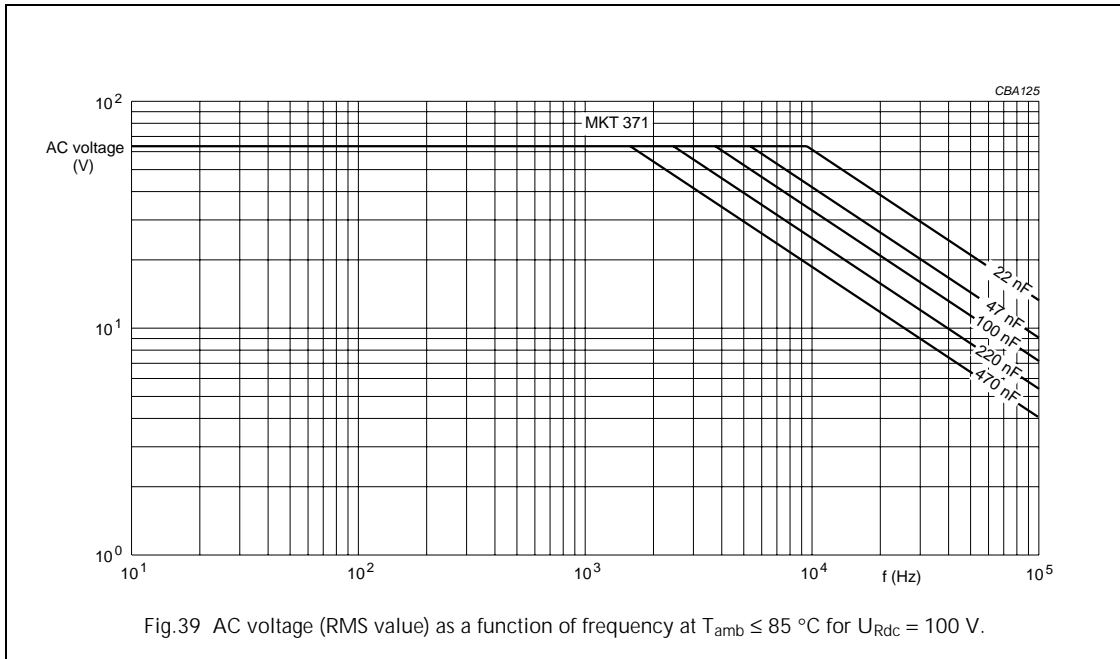
**Metallized polyester film capacitors**

**MKT 370/371/372/373**



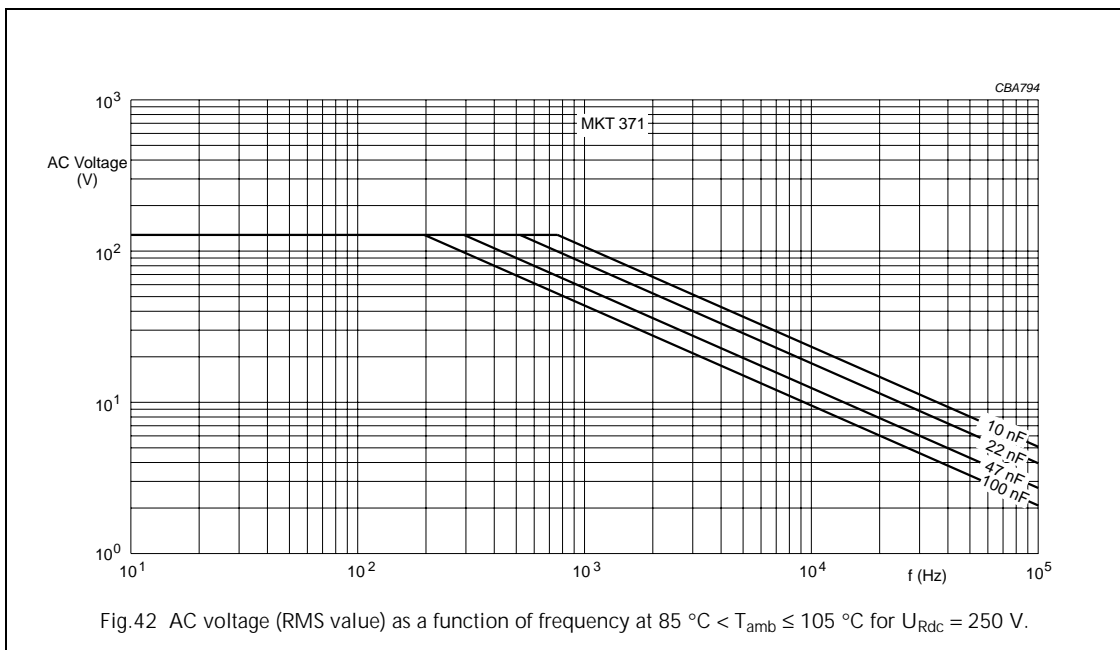
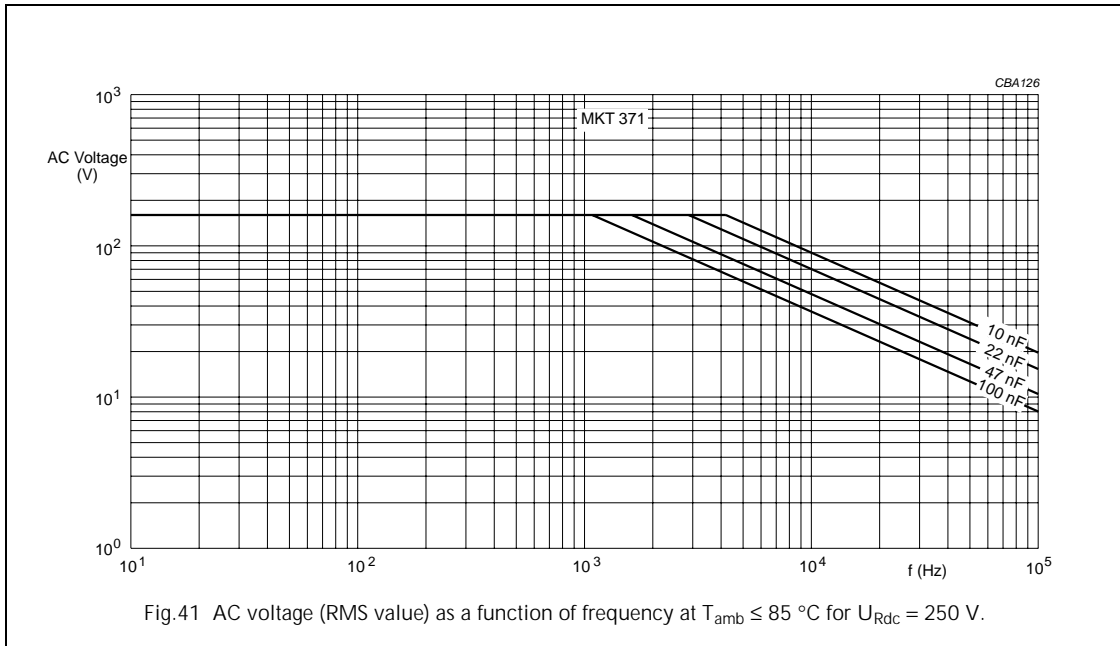
**Metallized polyester film capacitors**

**MKT 370/371/372/373**



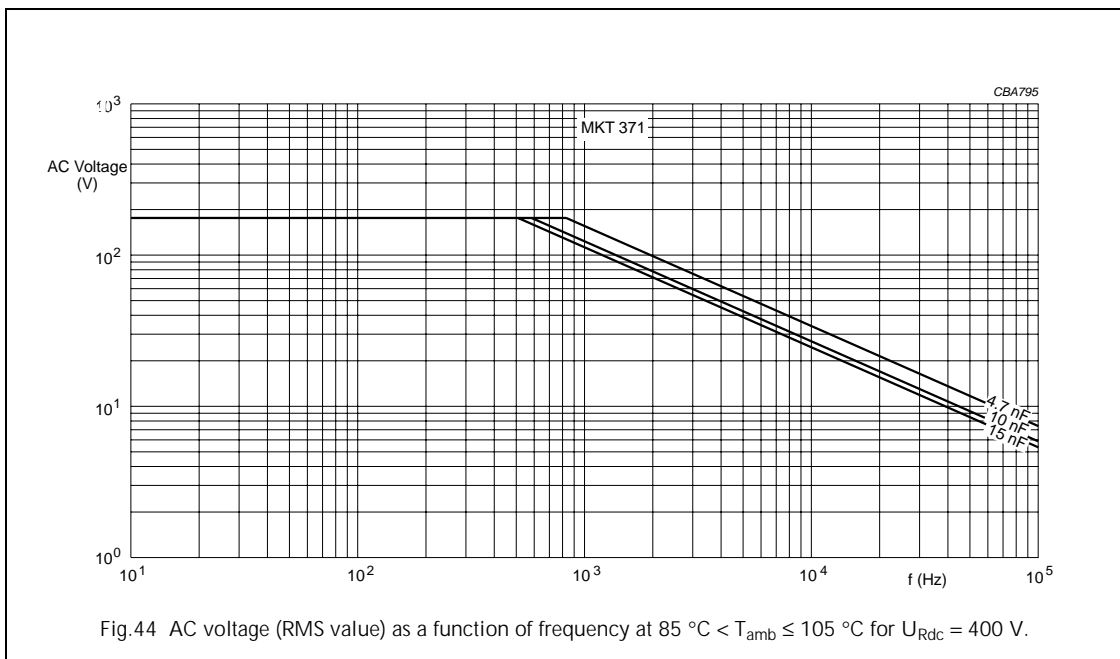
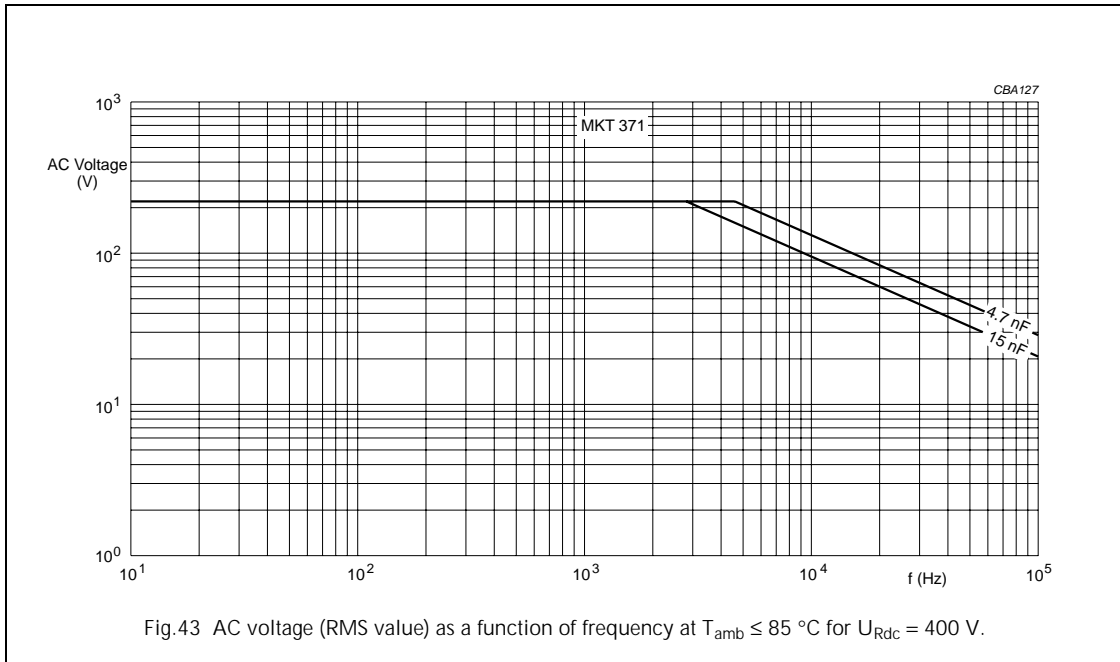
**Metallized polyester film capacitors**

**MKT 370/371/372/373**



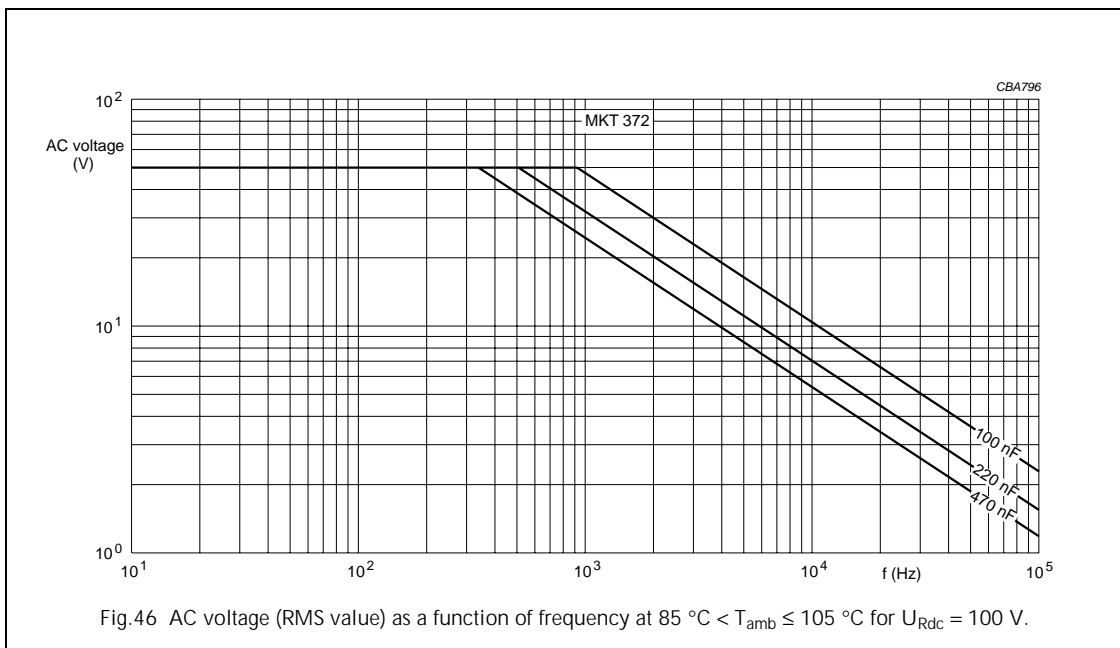

**Metallized polyester film capacitors**

**MKT 370/371/372/373**



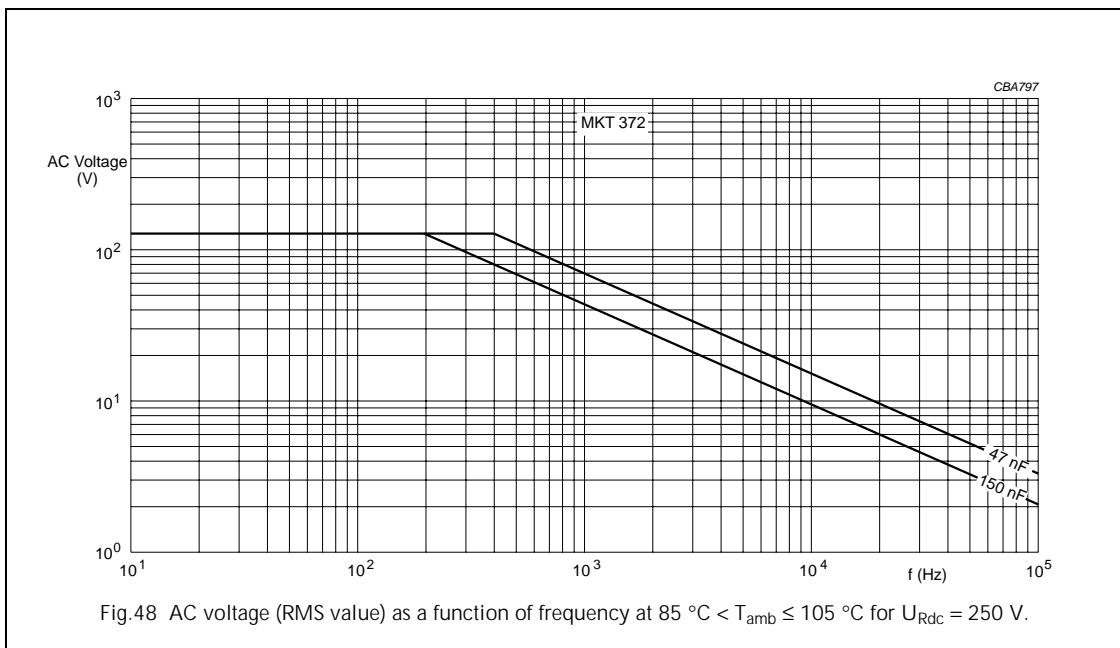
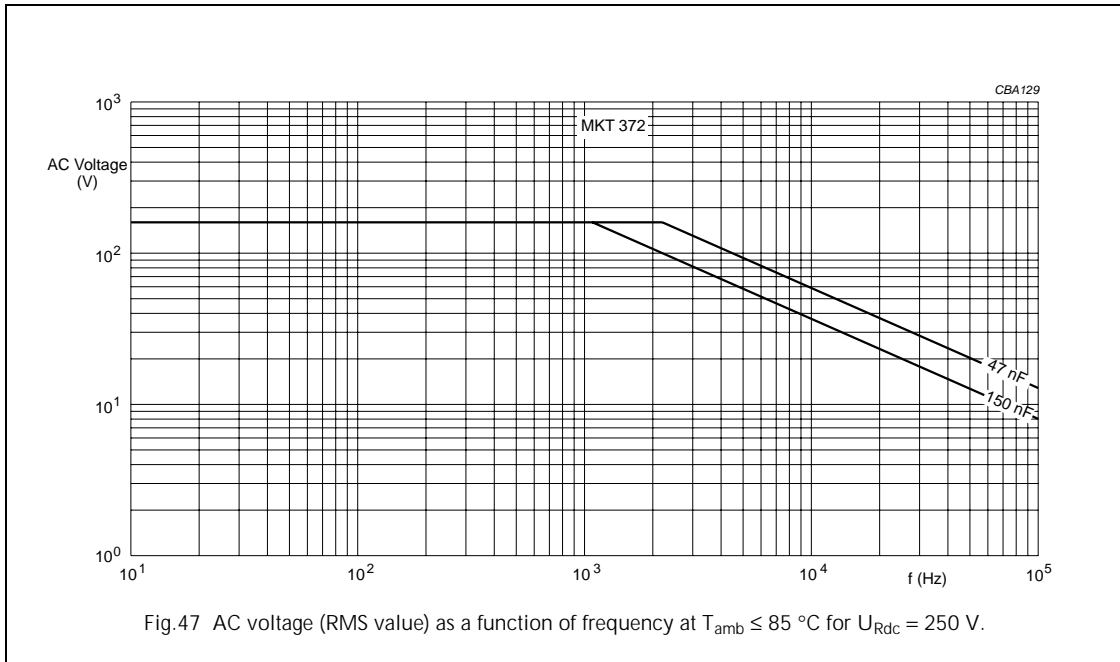
**Metallized polyester film capacitors**

**MKT 370/371/372/373**



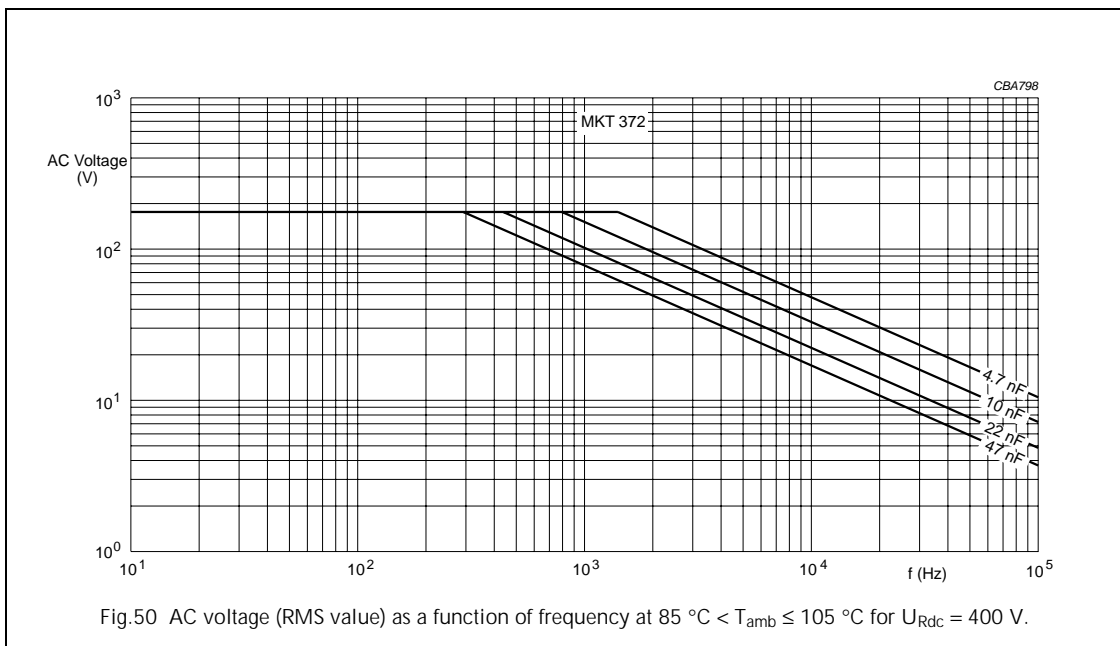
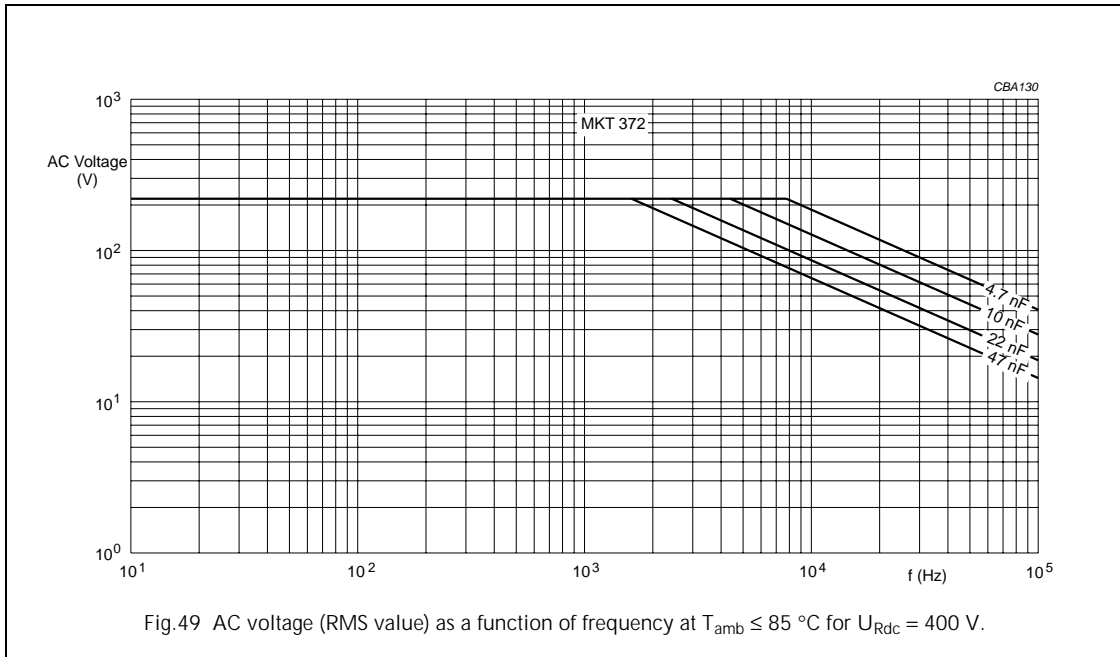
**Metallized polyester film capacitors**

**MKT 370/371/372/373**



**Metallized polyester film capacitors**

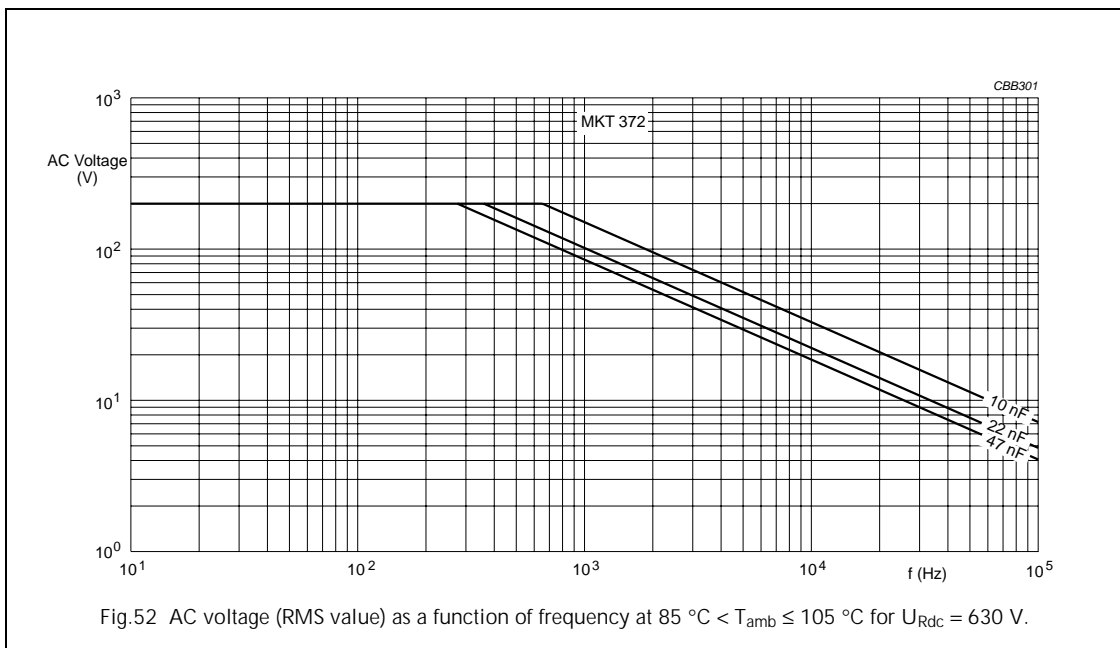
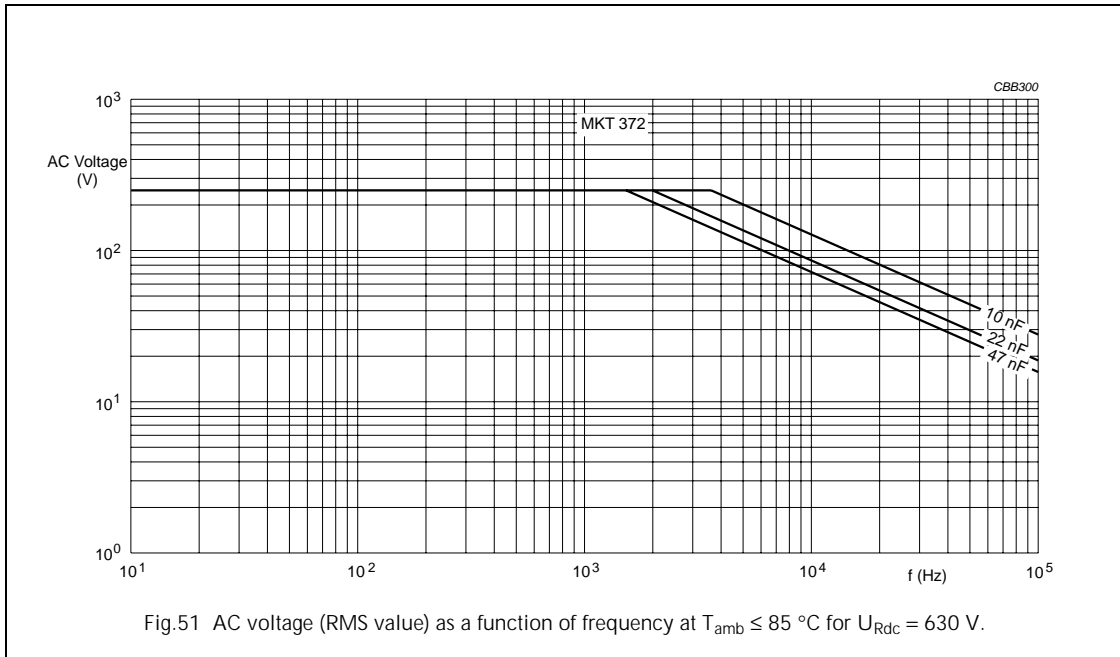
**MKT 370/371/372/373**





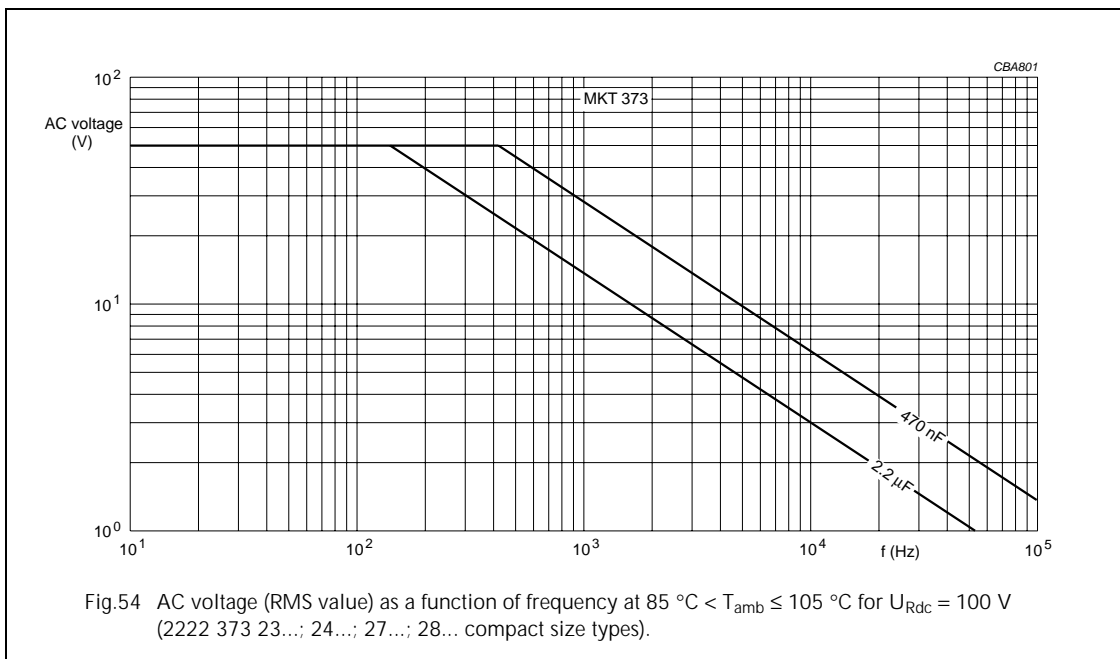
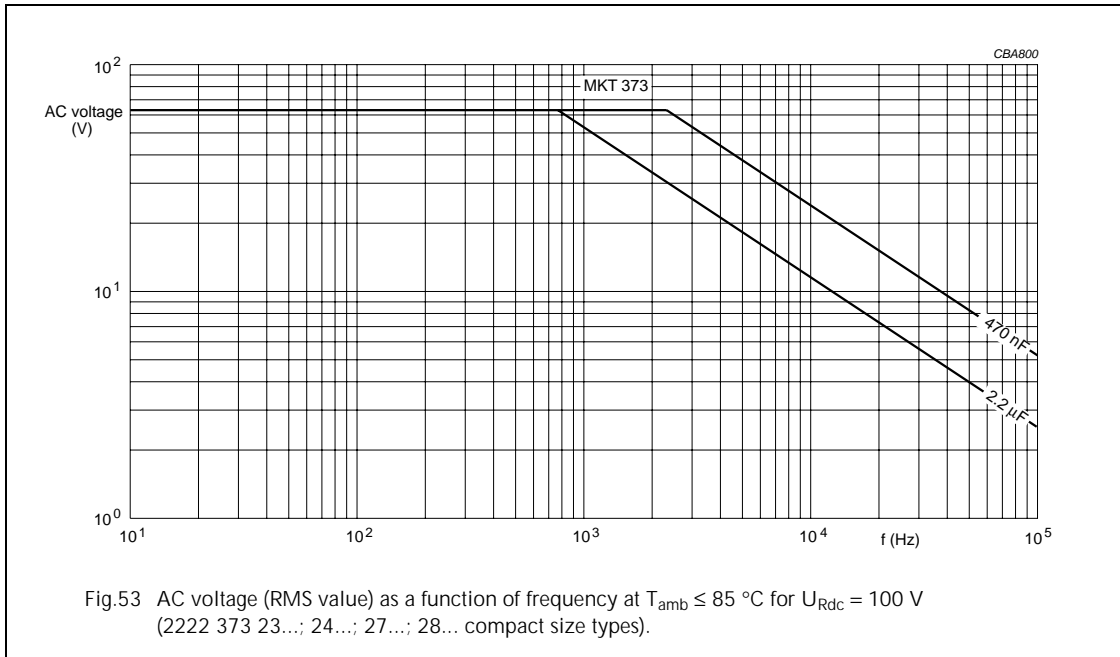
**Metallized polyester film capacitors**

**MKT 370/371/372/373**



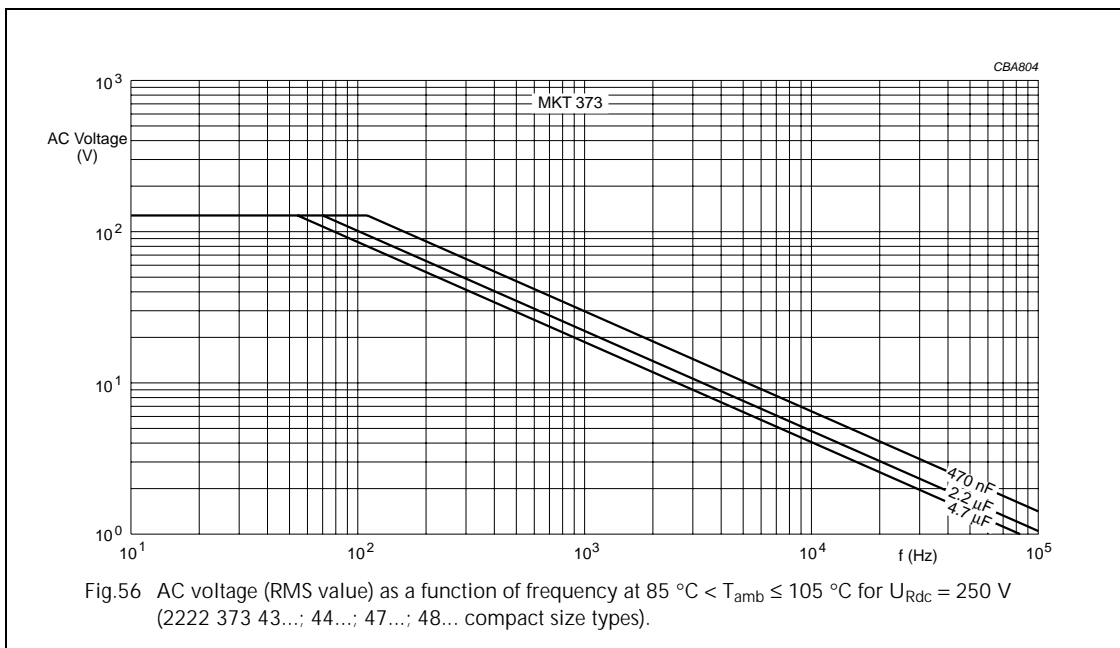
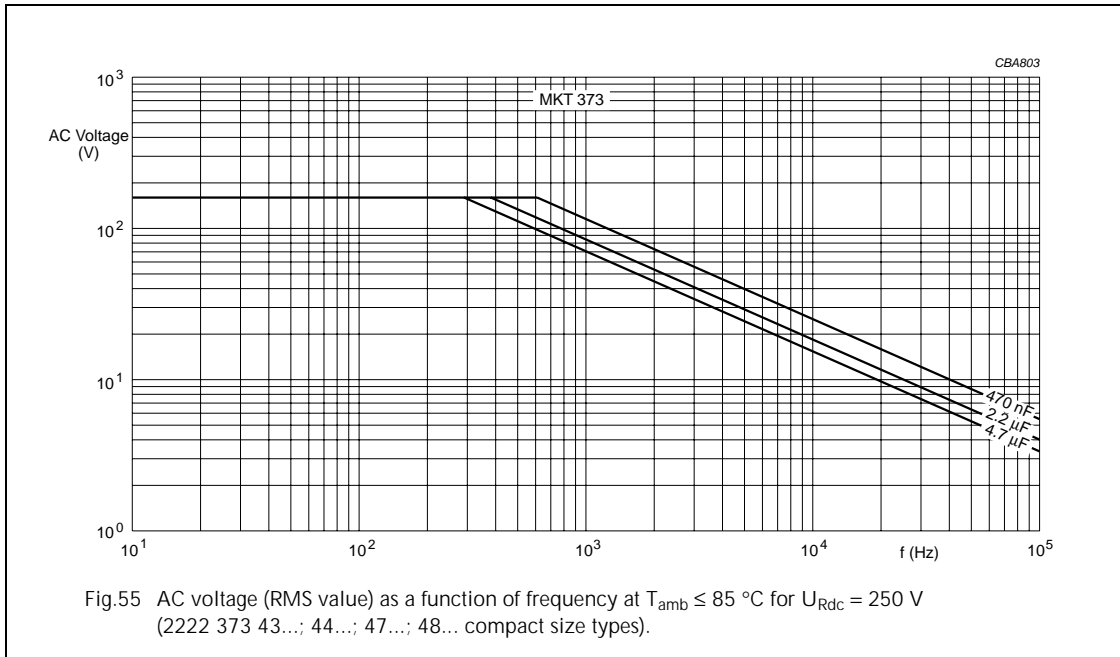
**Metallized polyester film capacitors**

**MKT 370/371/372/373**



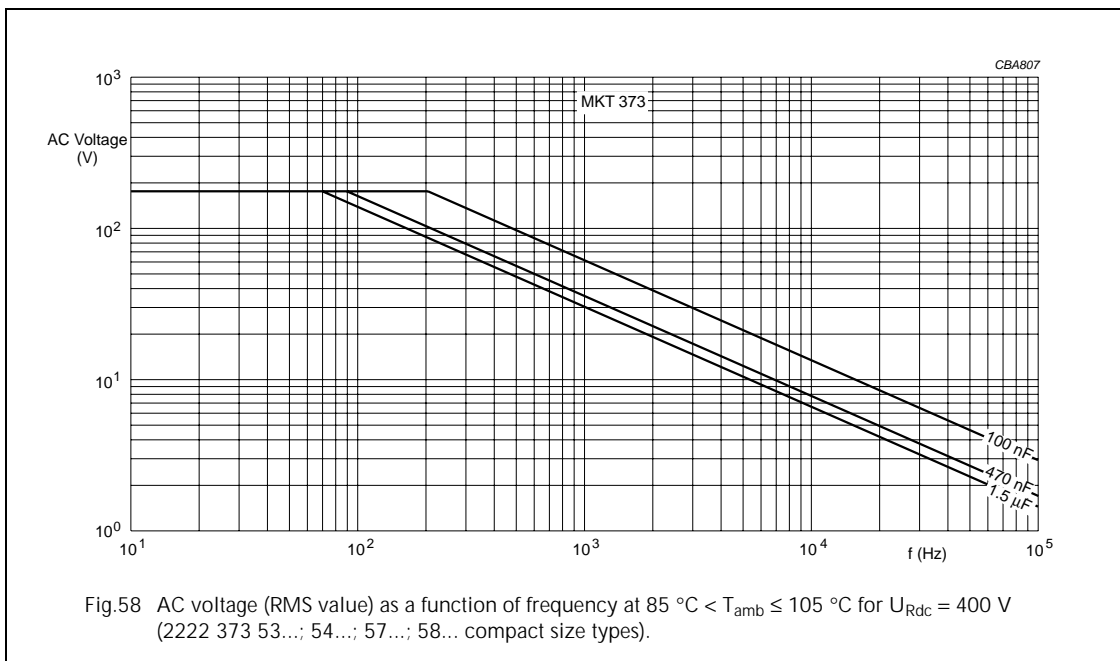
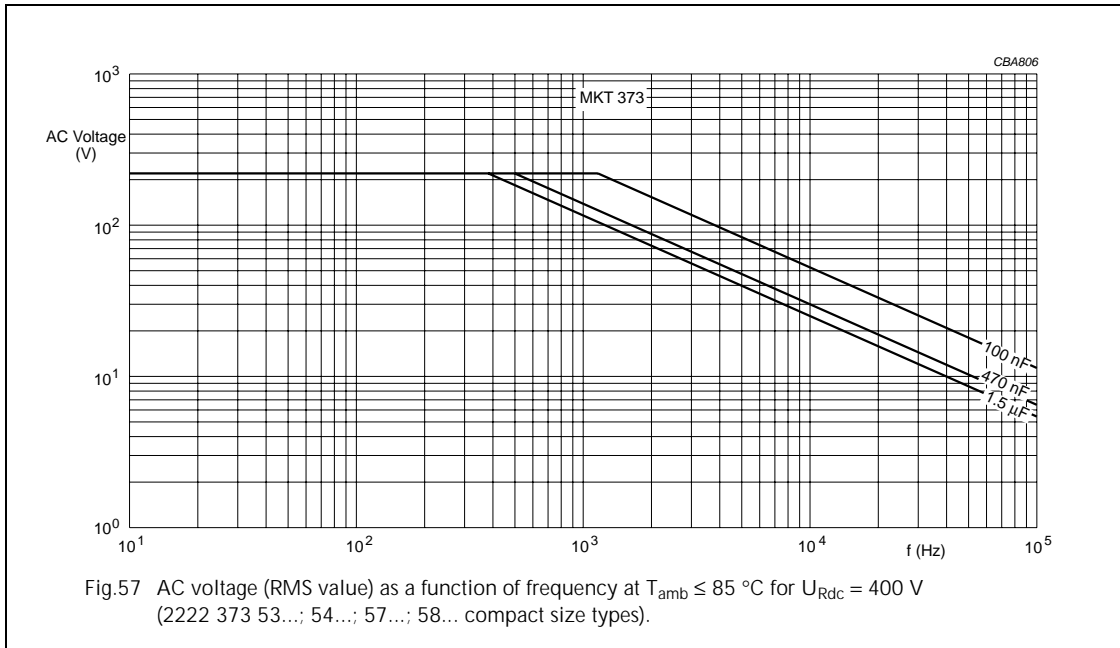
**Metallized polyester film capacitors**

**MKT 370/371/372/373**



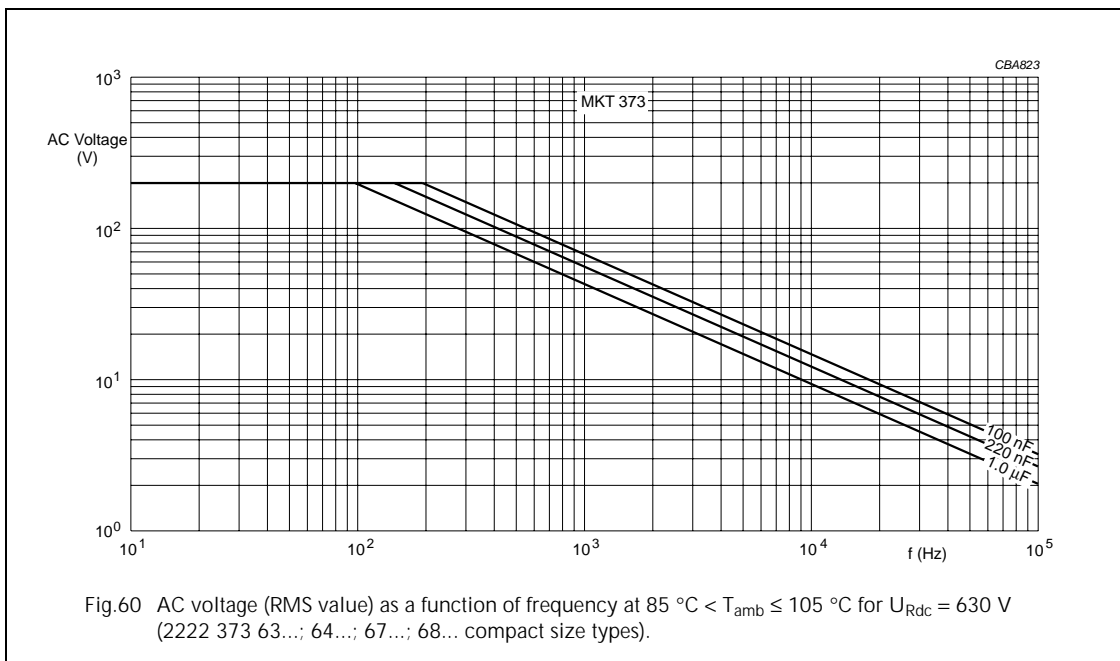
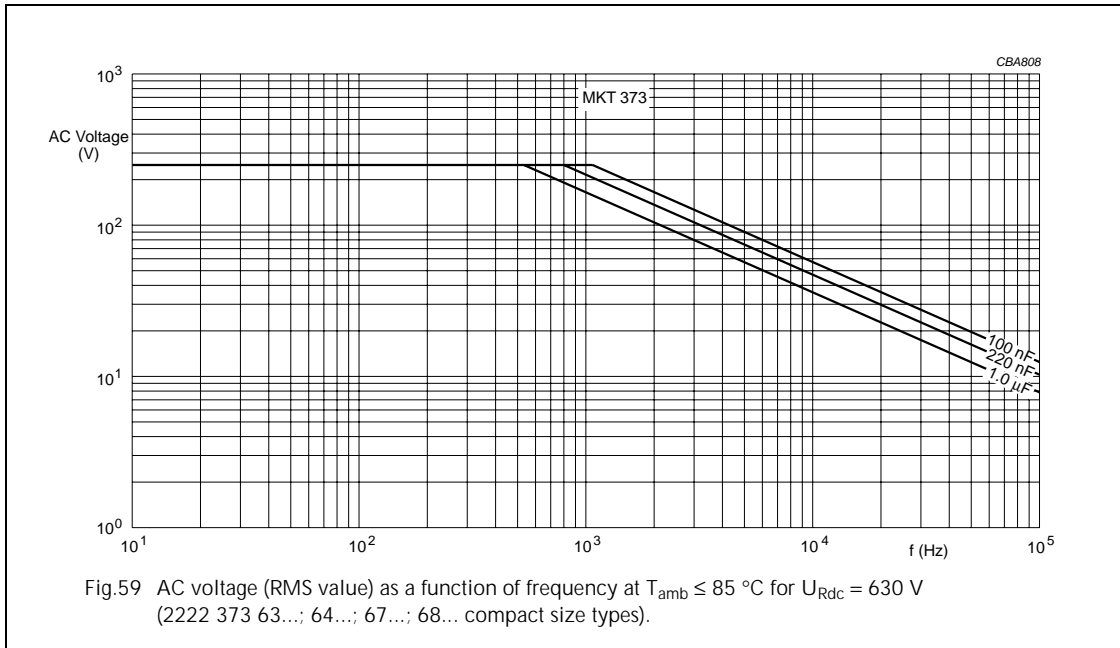
**Metallized polyester film capacitors**

**MKT 370/371/372/373**



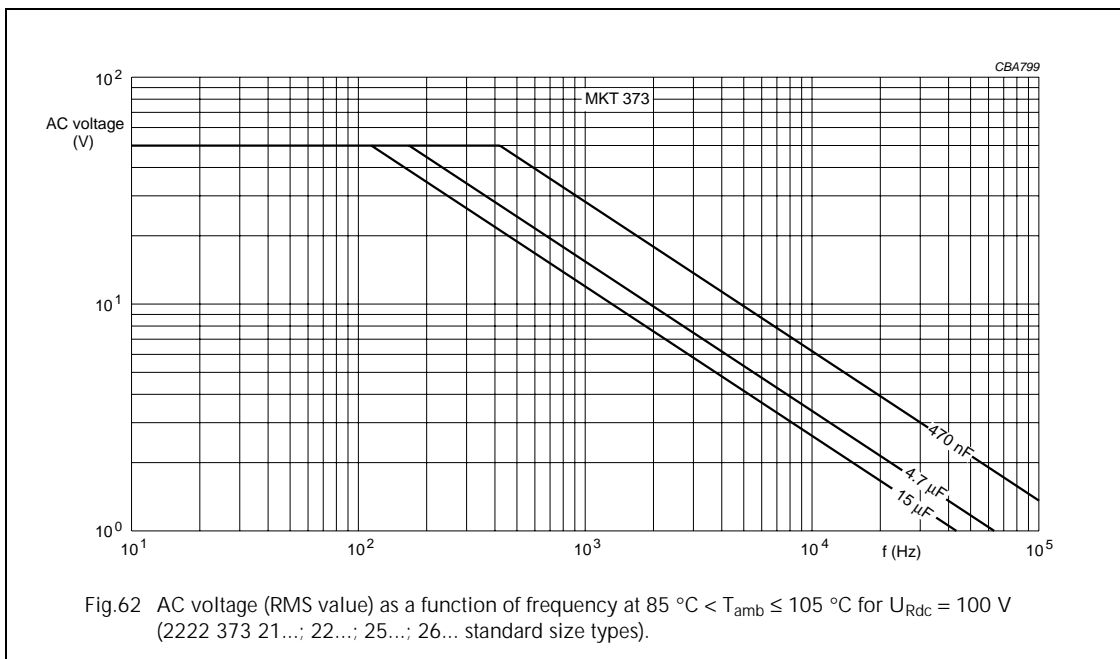
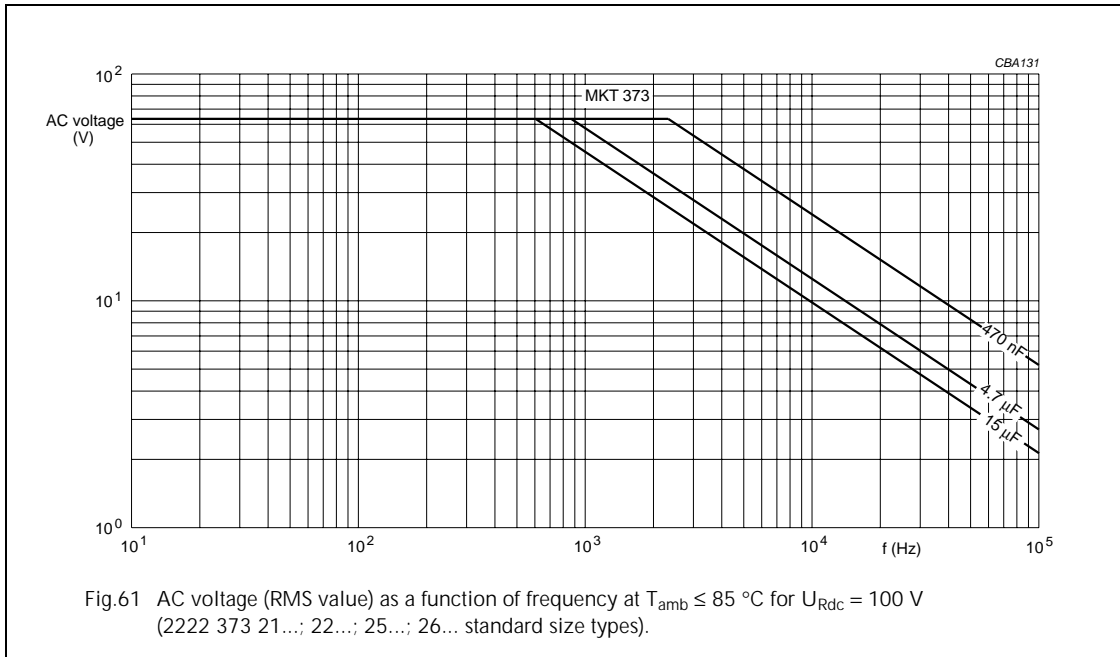
**Metallized polyester film capacitors**

**MKT 370/371/372/373**



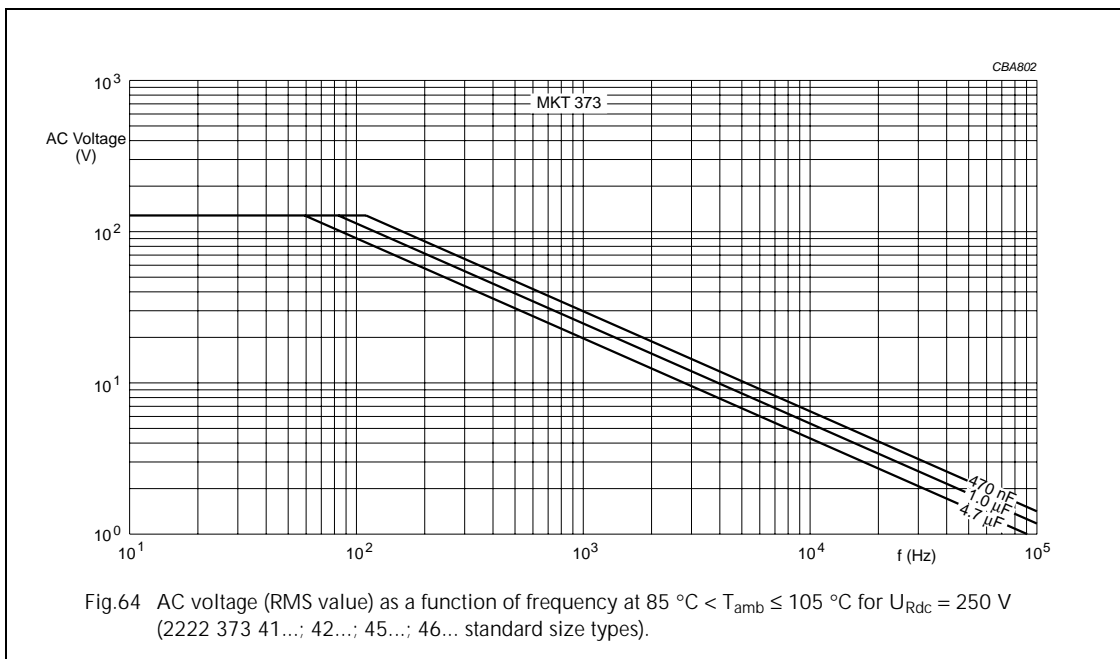
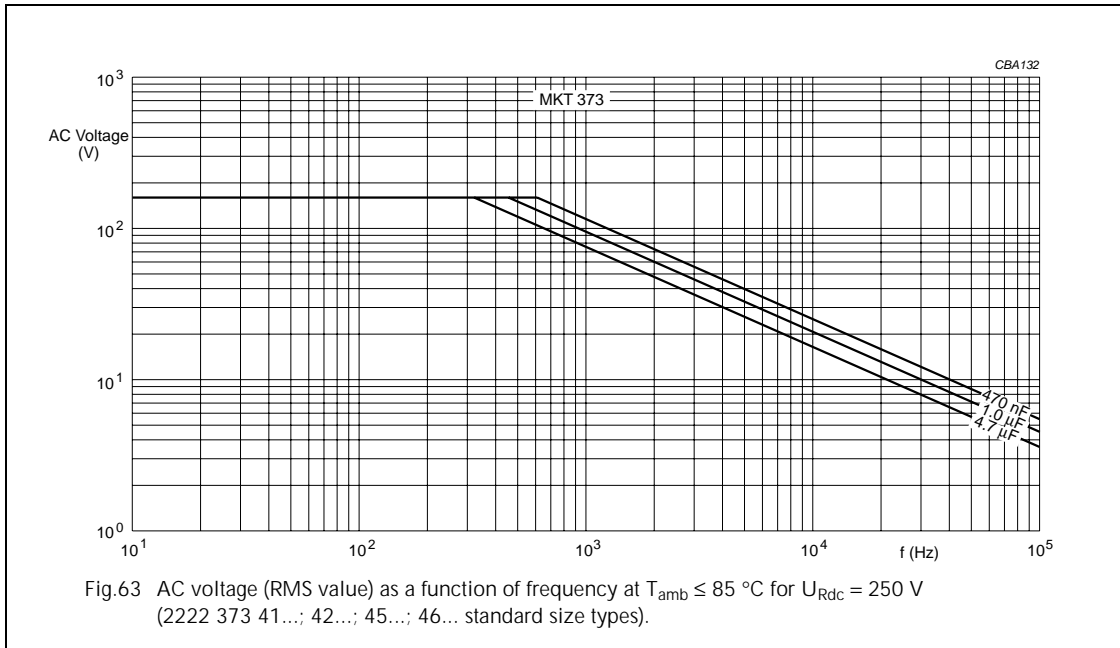
**Metallized polyester film capacitors**

**MKT 370/371/372/373**



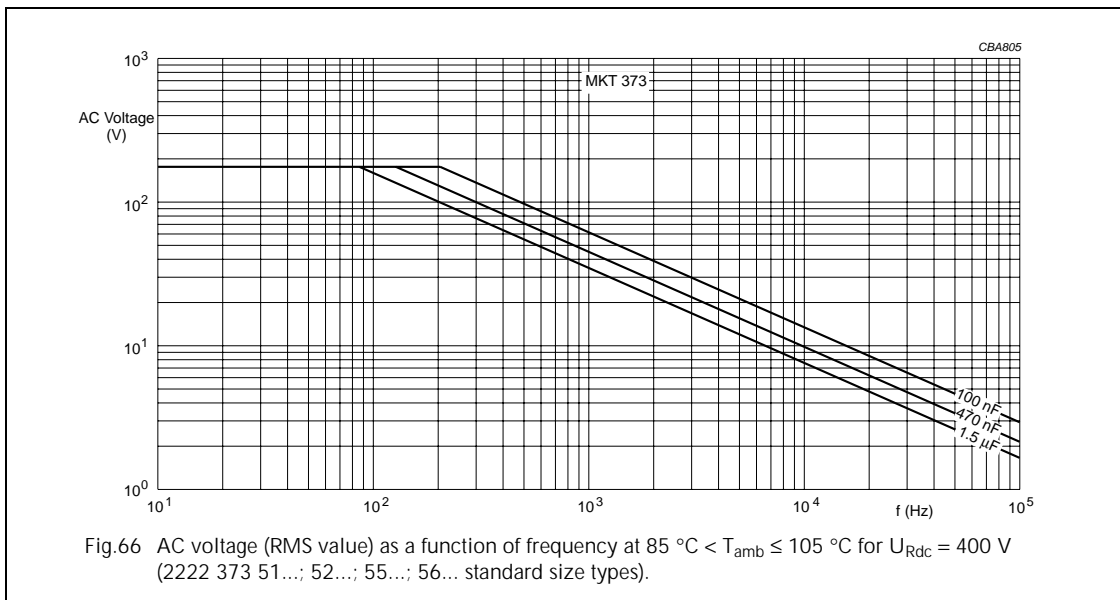
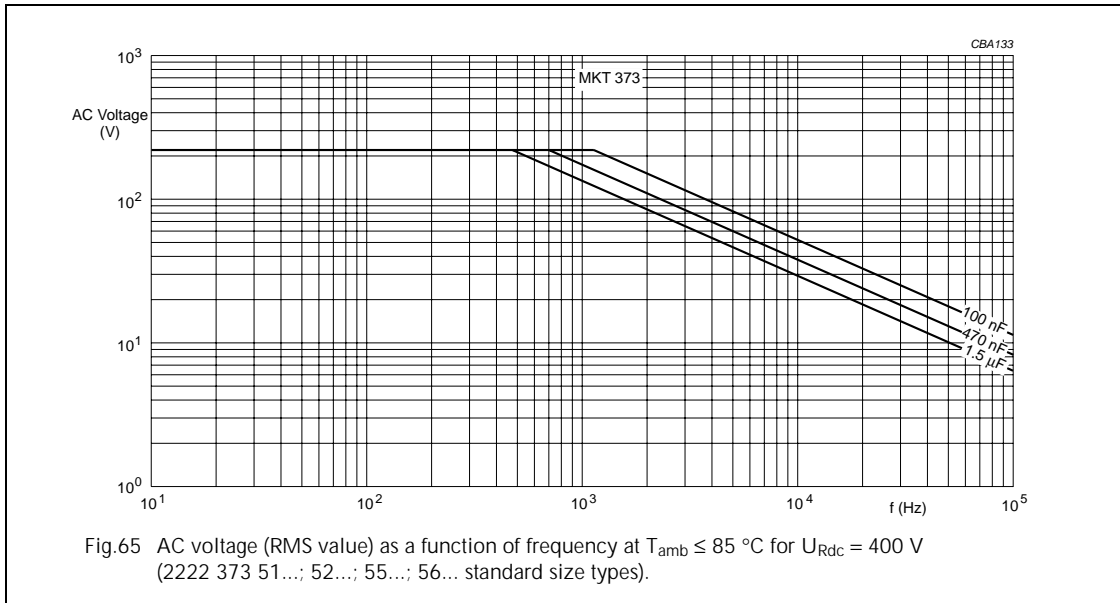
**Metallized polyester film capacitors**

**MKT 370/371/372/373**



**Metallized polyester film capacitors**

**MKT 370/371/372/373**



**Maximum RMS current (sinewave) as a function of frequency**

The maximum RMS current is defined by  $I_{ac} = \omega \times C \times U_{ac}$ .

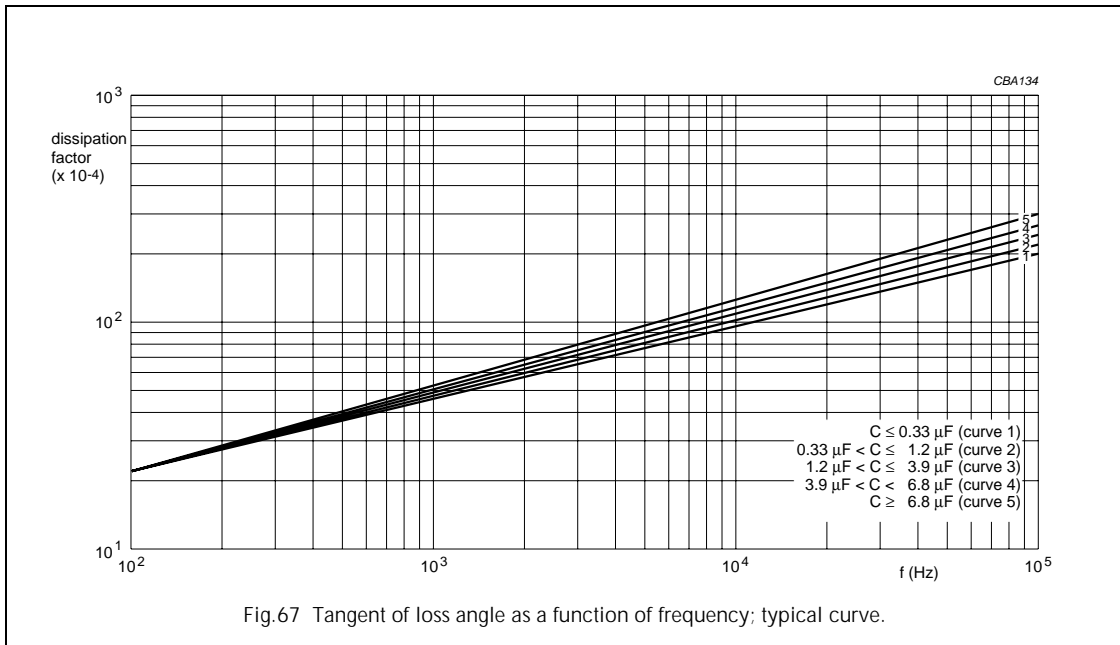
$U_{ac}$  is the maximum AC voltage depending on the ambient temperature in Figs 29 to 66.



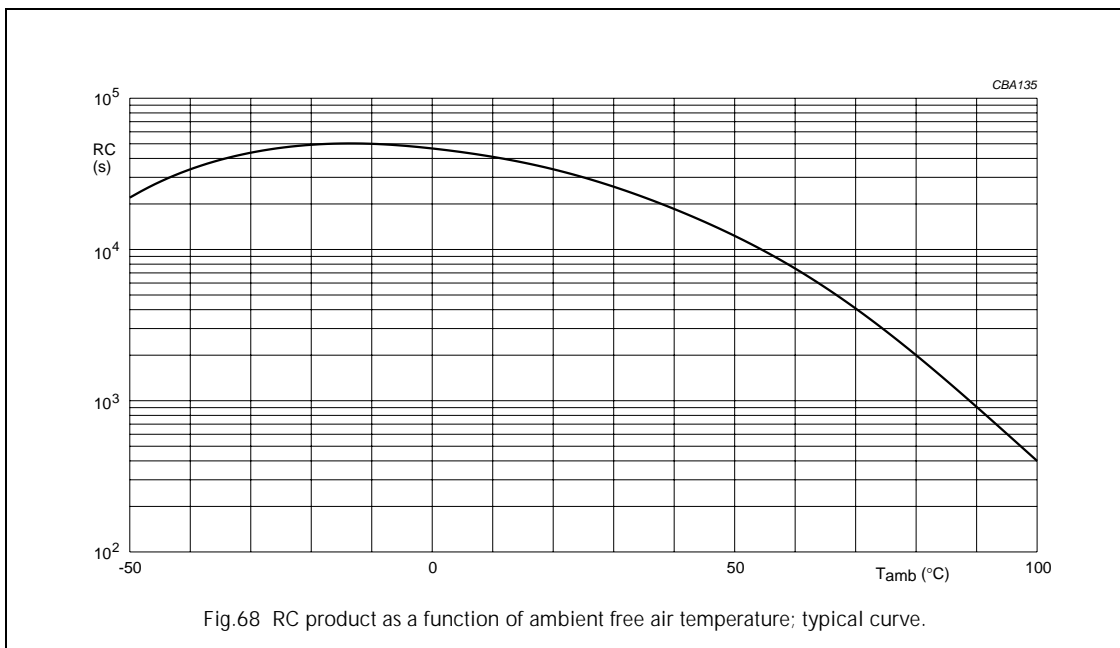
**Metallized polyester film capacitors**

**MKT 370/371/372/373**

**Tangent of loss angle**



**Insulation resistance**



**Metallized polyester film capacitors****MKT 370/371/372/373**

Maximum allowed component temperature rise ( $\Delta T$ ) as a function of the ambient temperature ( $T_{amb}$ )

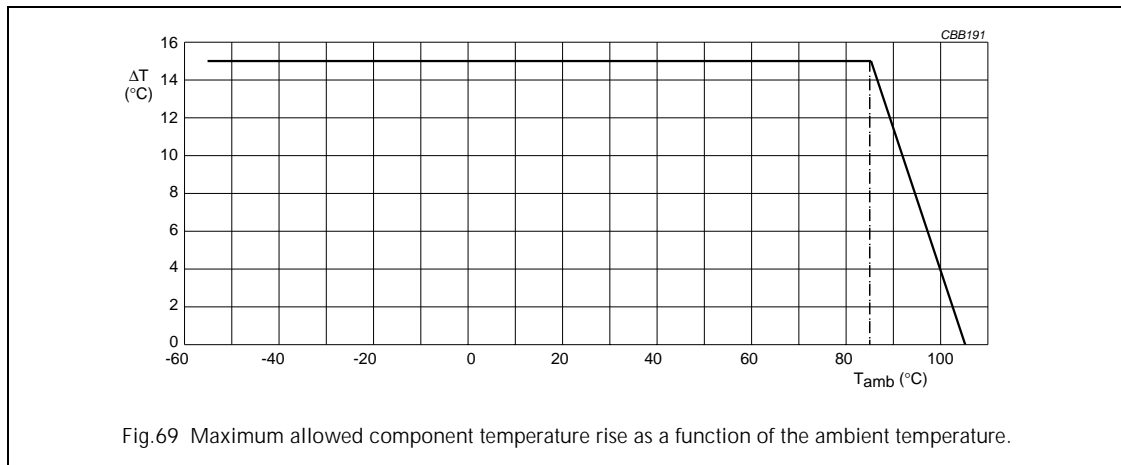


Fig.69 Maximum allowed component temperature rise as a function of the ambient temperature.

Heat conductivity ( $G$ ) as a function of pitch and capacitor body thickness in  $mW/^\circ C$

Table 1 Heat conductivity

$b_{max}$ (mm)	PITCH (mm)					
	5	7.5	10	15	22.5	27.5
2.5	2.5	3	–	–	–	–
3.0	–	4	–	–	–	–
3.5	3.0	–	–	–	–	–
4.0	–	5	6.0	–	–	–
4.5	4.0	–	–	–	–	–
5.0	–	6	7.5	10	–	–
6.0	5.5	7	9.0	11	19	–
7.0	–	–	–	12	21	–
8.5	–	–	–	16	25	–
10.0	–	–	–	18	28	–
11.0	–	–	–	–	–	36
13.0	–	–	–	–	–	42
15.0	–	–	–	–	–	48
18.0	–	–	–	–	–	57

**Power dissipation and maximum component temperature rise**

The power dissipation must be limited in order not to exceed the maximum allowed component temperature rise as a function of the free air ambient temperature.

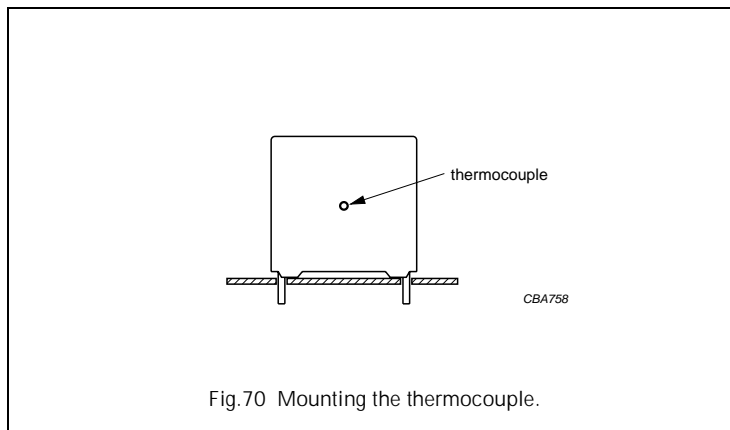
The power dissipation can be calculated according chapter "Introduction", section "Maximum power dissipation".

The component temperature rise ( $\Delta T$ ) can be measured (see section "Measuring the component temperature" for more details) or calculated by  $\Delta T = P/G$  :

- $\Delta T$  = component temperature rise ( $^\circ C$ ).
- $P$  = power dissipation of the component (mW).
- $G$  = heat conductivity of the component ( $mW/^\circ C$ ).

**Metallized polyester film capacitors****MKT 370/371/372/373****Measuring the component temperature**

A thermocouple must be attached to the capacitor body as in Fig.70.



The temperature is measured in unloaded ( $T_{amb}$ ) and maximum loaded condition ( $T_c$ ).

The temperature rise is given by  $\Delta T = T_c - T_{amb}$ .

To avoid radiation or convection, the capacitor should be tested in a wind-free box.

## Metallized polyester film capacitors

## MKT 370/371/372/373

### Application note and limiting conditions

These capacitors are not suitable for mains applications as across-the-line capacitors without additional protection, as described hereunder. These mains applications are strictly regulated in safety standards and therefore electromagnetic interference suppression capacitors conforming the standards must be used.

To select the capacitor for a certain application, the following conditions must be checked:

1. The peak voltage ( $U_p$ ) shall not be greater than the rated DC voltage ( $U_{Rdc}$ ).
2. The peak-to-peak voltage ( $U_{p-p}$ ) shall not be greater than the maximum  $U_{p-p}$  to avoid the ionisation inception level.
3. The voltage pulse slope ( $dU/dt$ ) shall not exceed the rated voltage pulse slope in an RC-circuit at rated voltage and without ringing. If the pulse voltage is lower than the rated DC voltage, the rated voltage pulse slope may be multiplied by  $U_{Rdc}$  and divided by the applied voltage.

For all other pulses following equation must be fulfilled:

$$2 \times \int_0^T \left( \frac{dU}{dt} \right)^2 \times dt < U_{Rdc} \times \left( \frac{dU}{dt} \right)_{rated}$$

T is the pulse duration.

4. The maximum component surface temperature rise must be lower than the limits in Fig.69.
5. Since in circuits used at voltages over 280 V peak-to-peak the risk for an intrinsically active flammability after a capacitor breakdown (short circuit) increases, it is recommended that the power to the component is limited to 100 times the values mentioned in Table 1 "Heat conductivity".
6. When using these capacitors as across-the-line capacitor in the input filter for mains applications or as series connected with an impedance to the mains the applicant must guarantee that following conditions are fulfilled in any case (spikes and surge voltages from the mains included).

#### VOLTAGE CONDITIONS FOR 6 ABOVE

ALLOWED VOLTAGES	$T_{amb} \leq 85 \text{ °C}$	$85 \text{ °C} < T_{amb} \leq 105 \text{ °C}$
Maximum continuous RMS voltage	$U_{Rac}$	$0.8 \times U_{Rac}$
Maximum temporary RMS -overvoltage (<24 hours)	$1.25 \times U_{Rac}$	$1.0 \times U_{Rac}$
Maximum peak voltage ( $V_{o-p}$ ) (<2 s)	$1.6 \times U_{Rdc}$	$1.3 \times U_{Rdc}$

**Metallized polyester film capacitors****MKT 370/371/372/373****Example**

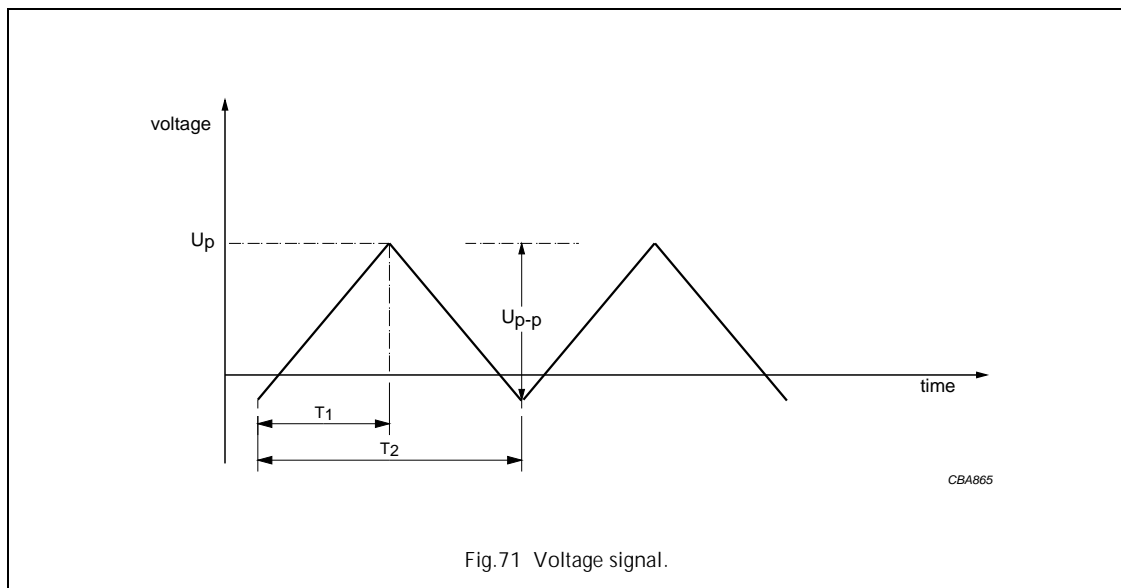
$C = 3300 \text{ nF} - 100 \text{ V}$  used for the voltage signal shown in Fig.71.

$U_{p-p} = 80 \text{ V}$ ;  $U_p = 70 \text{ V}$ ;  $T_1 = 0.5 \text{ ms}$ ;  $T_2 = 1 \text{ ms}$ .

The ambient temperature is  $35 \text{ }^\circ\text{C}$ .

Checking the conditions:

1. The peak voltage  $U_p = 70 \text{ V}$  is lower than  $100 \text{ V (DC)}$ .
2. The peak-to-peak voltage  $80 \text{ V}$  is lower than  $2 \times \sqrt{2} \times 63 \text{ V(AC)} = 178 U_{p-p}$ .
3. The voltage pulse slope  $dU/dt = 80 \text{ V}/500 \text{ } \mu\text{s} = 0.16 \text{ V}/\mu\text{s}$ .  
This is lower than  $8 \text{ V}/\mu\text{s}$  (see specific reference data for each version).
4. The dissipated power is  $60 \text{ mW}$  as calculated with Fourier terms.  
The temperature rise for  $b_{\text{max}} = 7.0 \text{ mm}$  and pitch =  $15 \text{ mm}$  will be  $\frac{60 \text{ mW}}{12 \text{ mW}/^\circ\text{C}} = 5 \text{ }^\circ\text{C}$ .  
This is lower than  $15 \text{ }^\circ\text{C}$  temperature rise at  $35 \text{ }^\circ\text{C}$ ; see Fig.69.
5. Not applicable.
6. Not applicable.



## Metallized polyester film capacitors

## MKT 370/371/372/373

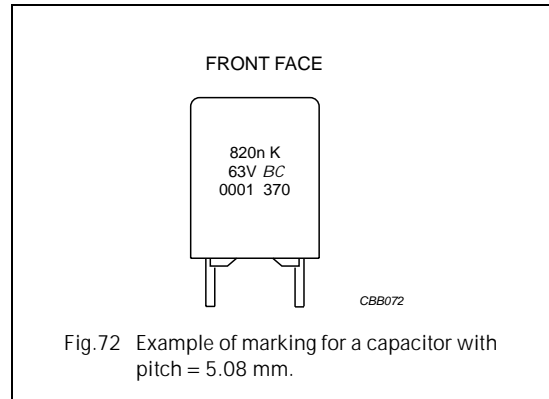
### MARKING

#### Product marking

CAPACITORS WITH PITCH = 5.08 mm: STYLE 2222 370

The capacitors are marked on the side (see Fig.72) with the following information:

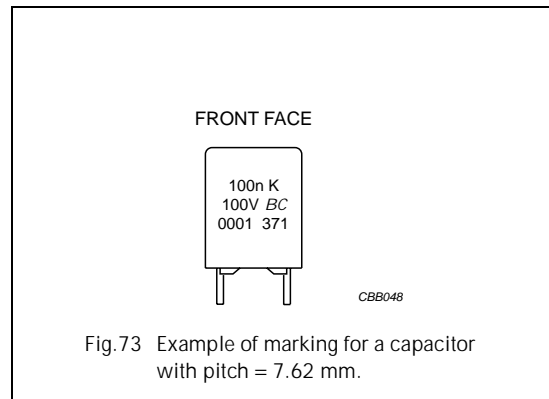
1. Capacitance code in accordance with "IEC 60062"
2. Tolerance on rated capacitance: K =  $\pm 10\%$ ; J =  $\pm 5\%$
3. Rated voltage (DC) (e.g. 63 V)
4. Code for manufacturer
5. Year and week of manufacture (e.g. 0001)
6. Manufacturer's type designation (e.g. 370).



CAPACITORS WITH PITCH = 7.62 mm: STYLE 2222 371

The capacitors are marked on the side (see Fig.73) with the following information:

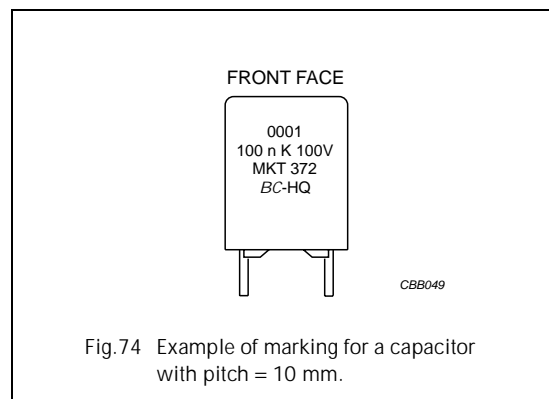
1. Capacitance code in accordance with "IEC 60062"
2. Tolerance on rated capacitance: K =  $\pm 10\%$ ; J =  $\pm 5\%$
3. Rated voltage (DC) (e.g. 100 V)
4. Code for manufacturer
5. Year and week of manufacture (e.g. 0001)
6. Manufacturer's type designation (e.g. 371).



CAPACITORS WITH PITCH = 10 mm: STYLE 2222 372

The capacitors are marked on the side (see Fig.74) with the following information:

1. Year and week of manufacture (e.g. 0001)
2. Capacitance code in accordance with "IEC 60062"
3. Tolerance on rated capacitance: K =  $\pm 10\%$ ; J =  $\pm 5\%$ ;
4. Rated voltage (DC) (e.g. 100 V)
5. Code for dielectric material (MKT)
6. Manufacturer's type designation (e.g. 372)
7. Code for manufacturer.
8. Code for factory of origin (HQ)



## Metallized polyester film capacitors

## MKT 370/371/372/373

### CAPACITORS WITH PITCH = 15 mm: STYLES 2222 373

The capacitors are marked on the top (see Fig.75) with the following information:

1. Rated capacitance code in accordance with "IEC 60062"
2. Tolerance on rated capacitance: K =  $\pm 10\%$ ; J =  $\pm 5\%$
3. Rated voltage (DC) (e.g. 100 V)
4. Manufacturer's type designation (373)
5. Code for dielectric material (MKT);

and on the side with the following information:

1. Manufacturer
2. Code for factory of origin (HQ)
3. Year and week of manufacture (e.g. 0001).

### CAPACITORS WITH PITCH = 22.5 AND 27.5 mm: STYLES 2222 373

The capacitors are marked on the top (see Fig.76) with the following information:

1. Rated capacitance code in accordance with "IEC 60062"
2. Tolerance on rated capacitance: K =  $\pm 10\%$ ; J =  $\pm 5\%$
3. Rated voltage (DC) (e.g. 100 V)
4. Manufacturer
5. Manufacturer's type designation (373)
6. Code for dielectric material (MKT)
7. Code for factory of origin (HQ)
8. Year and week of manufacture (e.g. 0001).

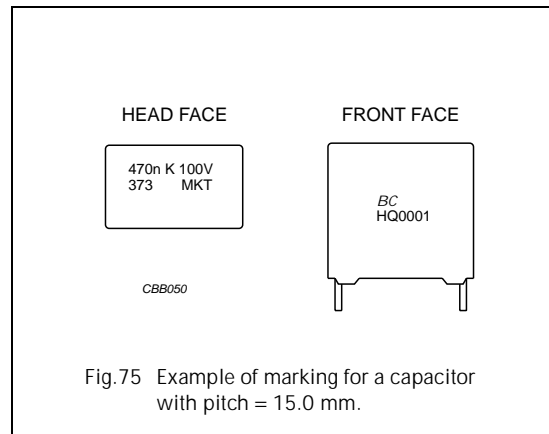


Fig.75 Example of marking for a capacitor with pitch = 15.0 mm.

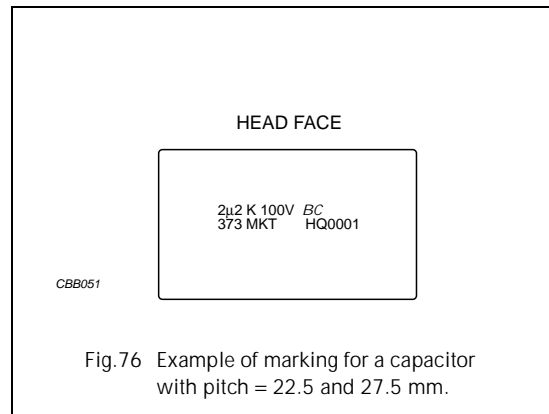


Fig.76 Example of marking for a capacitor with pitch = 22.5 and 27.5 mm.

**Metallized polyester film capacitors****MKT 370/371/372/373****Package marking**

The package containing the capacitors is marked as shown in Fig.77.


 <p><b>BCcomponents</b> MADE IN BELGIUM DC FILM CAPACITOR MKT RADIAL POTTED TYPE 0.1<math>\mu</math>F <math>\pm</math>10% 100V= 55/100/56</p> <p>WO: 12345678</p> <p>ORIG <b>A170</b> RPC HQ 1234</p> <p>TYPE <b>MKT 372</b></p> <hr/> <p>QTY <b>1000</b> DATE <b>0003</b></p> <p>CODENI <b>2222 372 21104</b></p>	<b>Barcode label marking</b>																						
	<table border="1"> <thead> <tr> <th>LINE</th> <th>MARKING EXPLANATION</th> </tr> </thead> <tbody> <tr> <td>1</td> <td>Manufacturer's name</td> </tr> <tr> <td>2</td> <td>Country of origin</td> </tr> <tr> <td>3</td> <td>Sub-family</td> </tr> <tr> <td>4</td> <td>Type description</td> </tr> <tr> <td>5</td> <td>Capacitance value in <math>\mu</math>F, tolerance, voltage and climatic category ("IEC 60068-1")</td> </tr> <tr> <td>6</td> <td>–</td> </tr> <tr> <td>7</td> <td>Preference origin code: A Country of origin in code: 170 (Belgium) Responsible production centre: HQ WO: work order Wage number of final inspection (only for capacitors with pitch = 5, 7.5 and 10 mm)</td> </tr> <tr> <td>8</td> <td>Product type description</td> </tr> <tr> <td>9</td> <td>Quantity and production period, year and week code</td> </tr> <tr> <td>10</td> <td>Product code (12NC)</td> </tr> </tbody> </table>	LINE	MARKING EXPLANATION	1	Manufacturer's name	2	Country of origin	3	Sub-family	4	Type description	5	Capacitance value in $\mu$ F, tolerance, voltage and climatic category ("IEC 60068-1")	6	–	7	Preference origin code: A Country of origin in code: 170 (Belgium) Responsible production centre: HQ WO: work order Wage number of final inspection (only for capacitors with pitch = 5, 7.5 and 10 mm)	8	Product type description	9	Quantity and production period, year and week code	10	Product code (12NC)
LINE	MARKING EXPLANATION																						
1	Manufacturer's name																						
2	Country of origin																						
3	Sub-family																						
4	Type description																						
5	Capacitance value in $\mu$ F, tolerance, voltage and climatic category ("IEC 60068-1")																						
6	–																						
7	Preference origin code: A Country of origin in code: 170 (Belgium) Responsible production centre: HQ WO: work order Wage number of final inspection (only for capacitors with pitch = 5, 7.5 and 10 mm)																						
8	Product type description																						
9	Quantity and production period, year and week code																						
10	Product code (12NC)																						

Fig.77 Barcode label.



**Metallized polyester film capacitors****MKT 370/371/372/373****QUICK REFERENCE TEST REQUIREMENTS**

TEST	PROCEDURE (quick reference)	REQUIREMENTS
<b>Robustness of leads</b>		
Tensile strength: "IEC 60068-2-21"	load 10 N; 10 s	no visible damage legible marking $ \Delta C/C  \leq 2\%$ $\Delta \tan \delta \leq 30 \times 10^{-4}$ ; note 1
Bending: "IEC 60068-2-21"	load 5 N; $4 \times 90^\circ$	
Resistance to soldering heat: "IEC 60068-2-20"	solder bath: 260 °C; 10 s	
Component solvent resistance	isopropyl alcohol; 23 °C; 5 minutes	
<b>Robustness of component</b>		
Vibration: "IEC 60068-2-6"	10 to 55 Hz; amplitude 0.75 mm or acceleration 98 m/s <sup>2</sup> ; 6 hours	$ \Delta C/C  \leq 3\%$ $\Delta \tan \delta \leq 30 \times 10^{-4}$ ; note 1
Shock: "IEC 60068-2-27"	half sinewave; 490 m/s <sup>2</sup> ; 11 ms	
<b>Climatic sequence</b>		
Dry heat: "IEC 60068-2-2"	16 hours; 105 °C	$\Delta  C/C  \leq 3\%$ $\Delta \tan \delta \leq 50 \times 10^{-4}$ ; note 1 $R_{ins} \geq 50\%$ of specified value
Damp heat cyclic, test Db, first cycle: "IEC 60068-2-30"		
Cold: "IEC 60068-2-1"	2 hours; -55 °C	
Damp heat, test Db, remaining cycles: "IEC 60068-2-30"		
<b>Other applicable tests</b>		
Damp heat, steady state: "IEC 60068-2-3"	56 days; 40 °C; 90 to 95% RH	$ \Delta C/C  \leq 5\%$ $\Delta \tan \delta \leq 50 \times 10^{-4}$ ; note 1 $R_{ins} \geq 50\%$ of specified value
Endurance (DC): "IEC 60384-2"	2000 hours; $1.25 \times U_{Rdc}$ ; 85 °C $1 \times U_{Rdc}$ ; 105 °C	$ \Delta C/C  \leq 5\%$ $\Delta \tan \delta \leq 30 \times 10^{-4}$ ; note 1 $R_{ins} \geq 50\%$ of specified value
Heat storage: "IEC 60384-2"	2000 hours; 105 °C	$ \Delta C/C  \leq 3\%$ $\Delta \tan \delta \leq 30 \times 10^{-4}$ ; note 1
Endurance (AC): "IEC 60384-2"	1000 hours: $1.1 \times U_{Rac}$ ; 85 °C	$ \Delta C/C  \leq 8\%$ (style 370) $ \Delta C/C  \leq 5\%$ (style 371) $ \Delta C/C  \leq 3\%$ (style 372 and 373) $\Delta \tan \delta \leq 30 \times 10^{-4}$ ; note 1

**Metallized polyester film capacitors****MKT 370/371/372/373**

TEST	PROCEDURE (quick reference)	REQUIREMENTS
Resistance to detergents	3 minutes in dishwater at 70 °C	$ \Delta C/C  \leq 1\%$ $\Delta \tan \delta \leq 30 \times 10^{-4}$ ; note 1 $R_{ins} \geq 50\%$ of specified value
Resistance to soldering heat with preheating: "IEC 60384-2"	body temperature: 100 °C; bath temperature: 260 °C; dwell time: 5 s	$ \Delta C/C  \leq 2\%$ $\Delta \tan \delta \leq 30 \times 10^{-4}$ ; note 1
Passive flammability "IEC 60384-1"	Class C	no burning

**Note**

1. Measuring frequency 10 kHz.