




8700 E. Thomas Road  
Scottsdale, AZ 85251  
Tel: (480) 941-6300  
Fax: (480) 947-1503

## MMAD130

### Switching Diode Array



#### FEATURES

- Dual 10 Diode Array
- SOIC 14 pin Surface Mount Package
- UL 94V-0 Flammability Classification

#### MECHANICAL

- Molded SOIC 14 Pin
- Weight: 0.127 grams (approximate)
- Marking: Logo, device number, date code
- Pin #1 defined by DOT on top of package

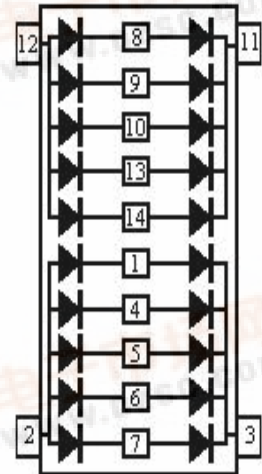
#### MAXIMUM RATINGS

- Operating Temperatures: -55°C to +150°C
- Storage Temperature: -55°C to +150°C
- Forward Surge Current: 2.0 Amps (8.3 mS)
- Minimum Breakdown Voltage  $V_{(BR)}$ : 90V
- Working Peak Reverse Voltage  $V_{RWM}$ : ++75V
- Continuous forward current  $I_F$ : 400 mA
- Power dissipation ( $P_D$ ): 500 mW
- Derating factor: 4.0 mW/°C

#### PACKAGING

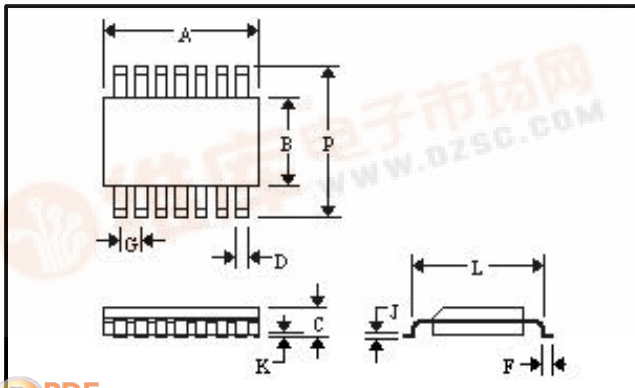
- Tape & Reel EIA Standard 481
- 13 inch reel 2,500 pieces (OPTIONAL)
- Carrier tube 55 pcs per (STANDARD)

#### CIRCUIT DIAGRAM



#### ELECTRICAL CHARACTERISTICS @ 25°C Unless otherwise specified

Part Number	$V_{(BR)}$ @100 $\mu$ A V	$V_{RWM}$ V	$I_R$ +25°C $\mu$ A		$I_R$ +150°C $\mu$ A		CAP @0V pF	$V_F$ @ $I_f = 10$ mA V	$V_F$ @ $I_f = 100$ mA V
	MIN	MAX	MAX	@ $V_R$	MAX	@ $V_R$	MAX	MAX	MAX
MMAD130	90	75	.200	20	.300	20	4.0	1.00	1.20



DIM	INCHES		MILLIMETERS	
	MIN	MAX	MIN	MAX
A	0.336	0.344	8.53	8.74
B	0.150	0.158	3.81	4.01
C	0.053	0.069	1.35	1.75
D	0.011	0.021	0.28	0.53
F	0.016	0.050	0.41	1.27
G	0.050 BSC		1.27 BSC	
J	0.006	0.010	0.15	0.25
K	0.004	0.010	0.10	0.20
L	0.189	0.206	4.80	5.23
P	0.228	0.244	5.79	6.19