



Micro Commercial Corp.
21201 Itasca St.
Chatsworth, CA 91311
Phone: (818) 701-4933
Fax: (818) 701-4939

MP3505 THRU MP3510

Features

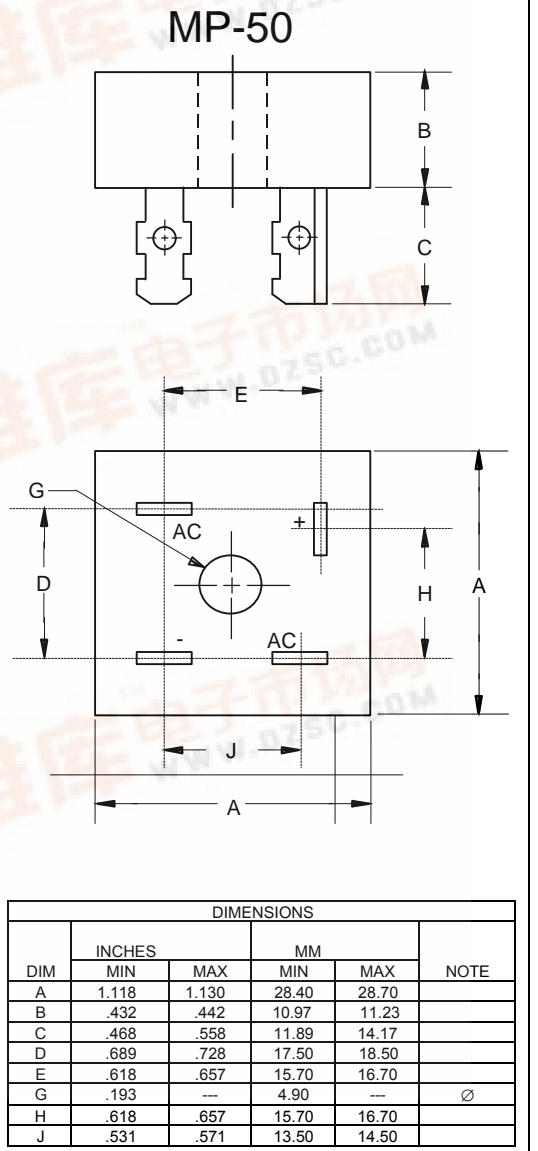
- Mounting Hole For #8 Screw
- Plastic Case With Metal Bottom
- Any Mounting Position
- Surge Rating Of 400 Amps

35 Amp Single Phase Bridge Rectifier 50 to 1000 Volts

Maximum Ratings

- Operating Temperature: -55°C to +150°C
- Storage Temperature: -55°C to +150°C

MCC Catalog Number	Device Marking	Maximum Recurrent Peak Reverse Voltage	Maximum RMS Voltage	Maximum DC Blocking Voltage
MP3505	MP3505	50V	35V	50V
MP351	MP351	100V	70V	100V
MP352	MP352	200V	140V	200V
MP354	MP354	400V	280V	400V
MP356	MP356	600V	420V	600V
MP358	MP358	800V	560V	800V
MP3510	MP3510	1000v	700V	1000v



Electrical Characteristics @ 25°C Unless Otherwise Specified

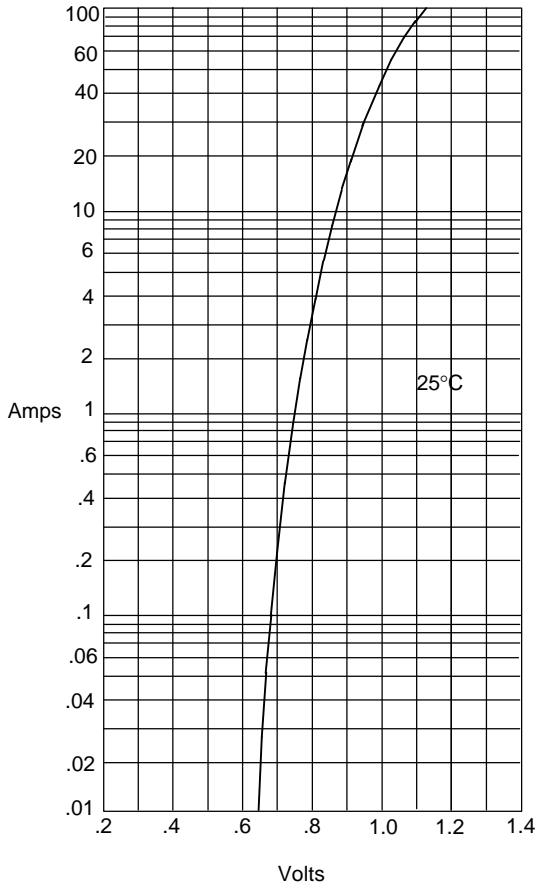
Average Forward Current	$I_{F(AV)}$	35.0A	$T_C = 55^\circ C$
Peak Forward Surge Current	I_{FSM}	400A	8.3ms, half sine
Maximum Forward Voltage Drop Per Element	V_F	1.1V	$I_{FM} = 17.5A$ per element; $T_J = 25^\circ C$
Maximum DC Reverse Current At Rated DC Blocking Voltage	I_R	5 μ A 500 μ A	$T_J = 25^\circ C$ $T_J = 125^\circ C$
I^2t Rating for Fusing $t < 8.3mS$	I^2t	660	A^2S
Typical Thermal Resistance Junction to case (per element)	R_{jc}	3.0	K/W

*Pulse test: Pulse width 300 μ sec, Duty cycle 1%



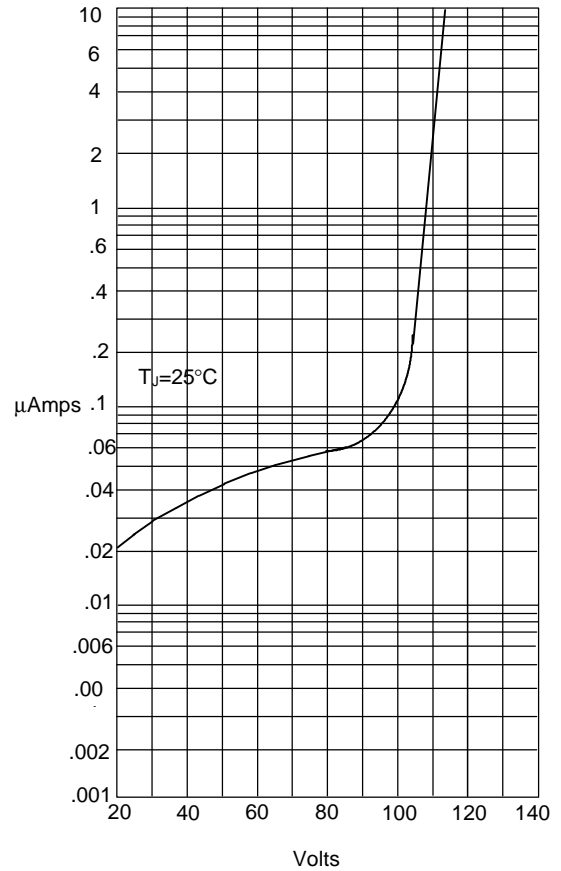
MP3505 thru MP3510

Figure 1
Typical Forward Characteristics



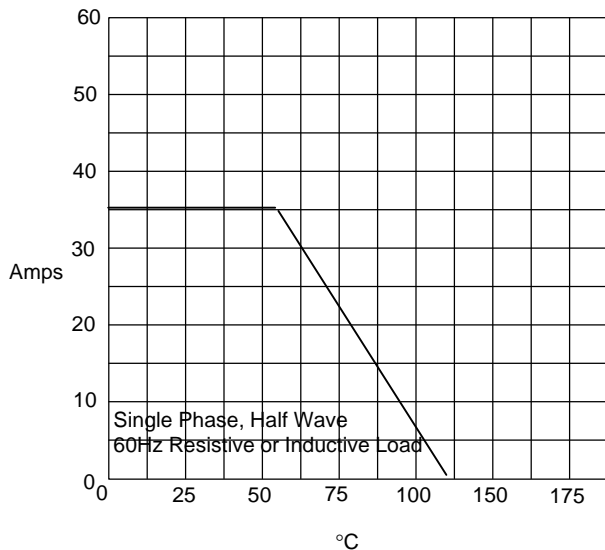
Instantaneous Forward Current - Amperes *versus*
Instantaneous Forward Voltage - Volts

Figure 2
Typical Reverse Characteristics



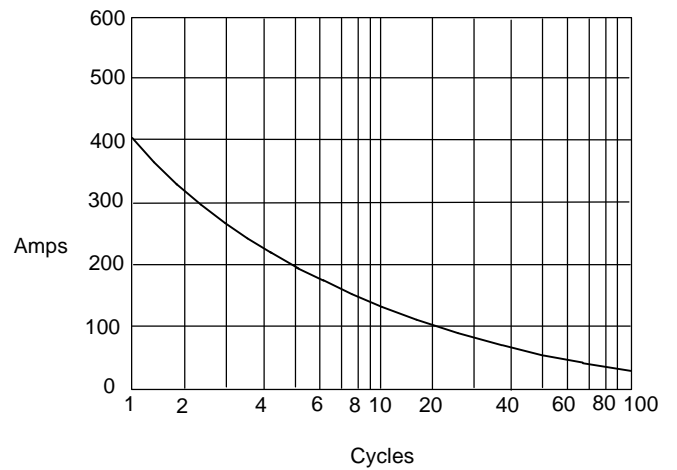
Instantaneous Reverse Leakage Current - MicroAmperes *versus*
Percent Of Rated Peak Reverse Voltage - Volts

Figure 3
Forward Derating Curve



Average Forward Rectified Current - Amperes *versus*
Case Temperature - °C

Figure 4
Peak Forward Surge Current



Peak Forward Surge Current - Amperes *versus*
Number Of Cycles At 60Hz - Cycles