



Micro Commercial Components
21201 Itasca Street Chatsworth
CA 91311
Phone: (818) 701-4933
Fax: (818) 701-4939

MR2400 thru MR2410

Features

- Low Cost
- Low Forward Voltage Drop
- High Current Capability
- High Surge Current Capability
- Low Leakage

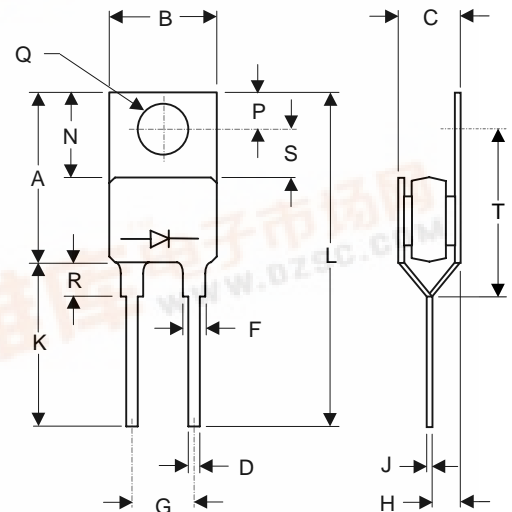
24 Amp Recovery Rectifier 50 - 1000 Volts

Maximum Ratings

- Operating Temperature: -65°C to +150°C
- Storage Temperature: -65°C to +150°C
- Maximum Thermal Resistance; 10°C/W Junction To Ambient

TO-220 BUTTON

MCC Catalog Number	Device Marking	Maximum Recurrent Peak Reverse Voltage	Maximum RMS Voltage	Maximum DC Blocking Voltage
MR2400	---	50V	35V	50V
MR2401	---	100V	70V	100V
MR2402	---	200V	140V	200V
MR2404	---	400V	280V	400V
MR2406	---	600V	420V	600V
MR2408	---	800V	560V	800V
MR2410	---	1000V	700V	1000V



Electrical Characteristics @ 25°C Unless Otherwise Specified

Average Forward Current	$I_{F(AV)}$	24 A	$T_A = 150^\circ\text{C}$
Peak Forward Surge Current	I_{FSM}	400A	8.3ms, half sine
Maximum Instantaneous Forward Voltage	V_F	1.18V	$I_{FM} = 24.0\text{A};$ $T_J = 25^\circ\text{C}^*$
Maximum DC Reverse Current At Rated DC Blocking Voltage	I_R	10 μ A	$T_J = 25^\circ\text{C}$
Typical Junction Capacitance	C_J	200pF	Measured at 1.0MHz, $V_R=4.0\text{V}$

DIM	DIMENSIONS				NOTE
	INCHES		M M		
	MIN	MAX	MIN	MAX	
A	.560	.625	14.22	15.88	
B	.380	.420	9.65	10.67	
C	.284	.310	7.21	7.87	
D	.025	.045	0.64	1.14	
F	.060	.090	1.52	2.29	
G	.170	.210	4.32	5.33	
H	.080	.110	2.03	2.92	
J	.023	.029	0.58	0.74	
K	---	.562	---	14.27	
L	---	1.187	---	30.15	
N	.230	.270	5.84	6.86	
P	.100	.120	2.54	3.05	
Q	.139	.147	3.53	3.73	
R	---	.200	---	5.08	
S	.140	.150	3.55	3.80	
T	.670	.690	17.02	17.53	

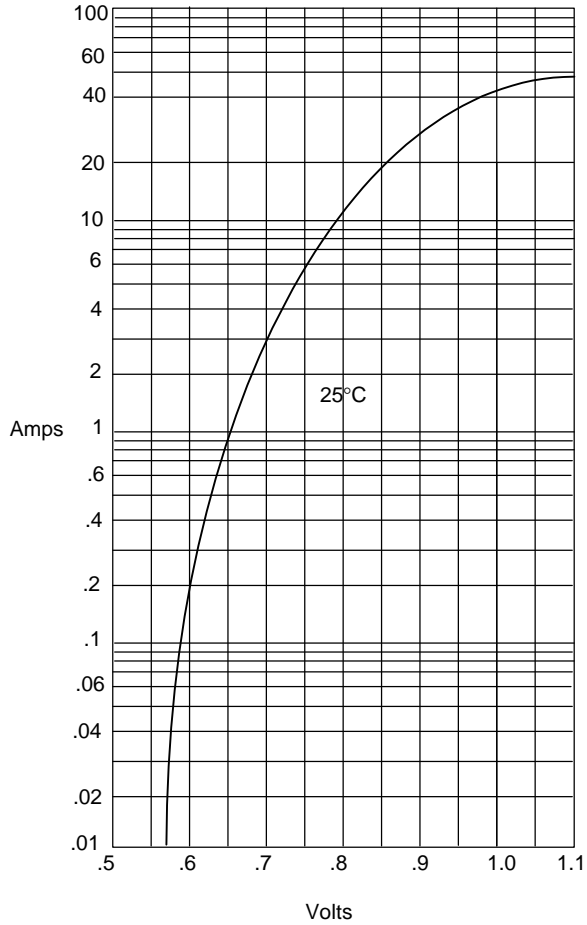
*Pulse test: Pulse width 300 μ sec, Duty cycle 1%



MR2400 thru MR2410

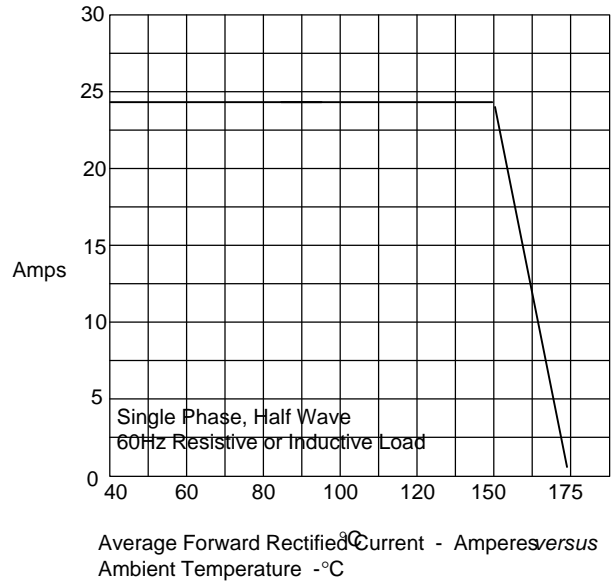


Figure 1
Typical Forward Characteristics



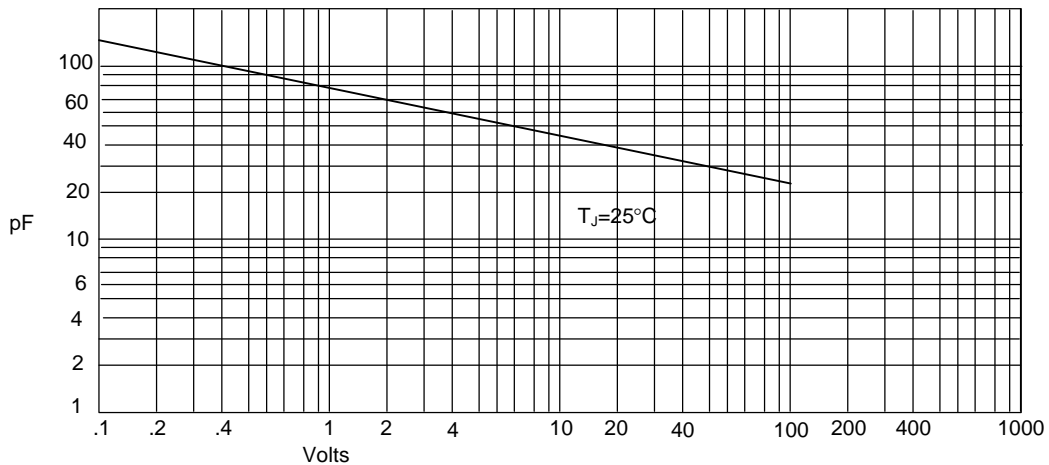
Instantaneous Forward Current - Amperes versus
Instantaneous Forward Voltage - Volts

Figure 2
Forward Derating Curve



Average Forward Rectified Current - Amperes versus
Ambient Temperature - °C

Figure 3
Junction Capacitance

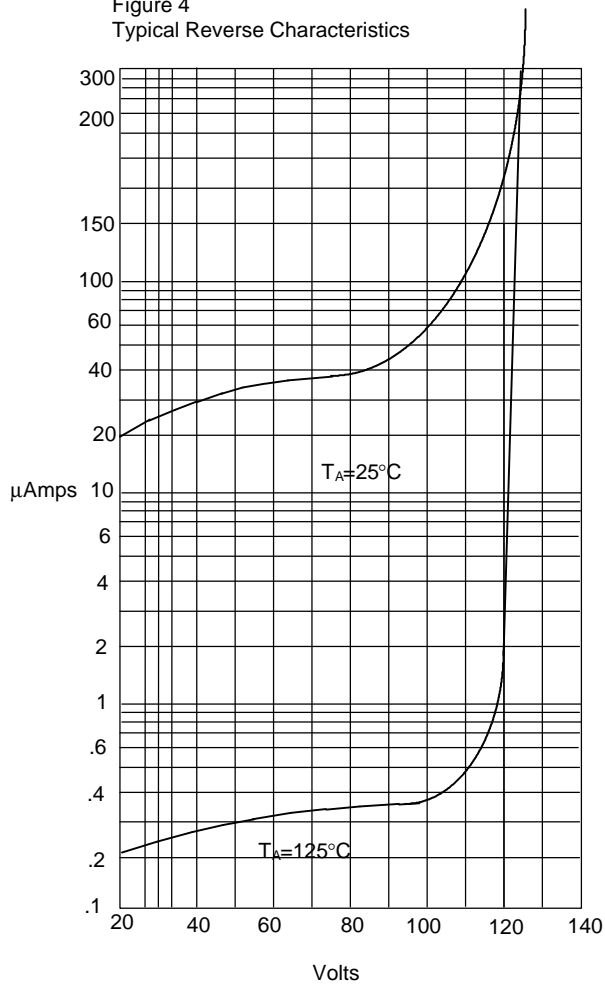


Junction Capacitance - pF versus
Reverse Voltage - Volts

MR2400 thru M2410

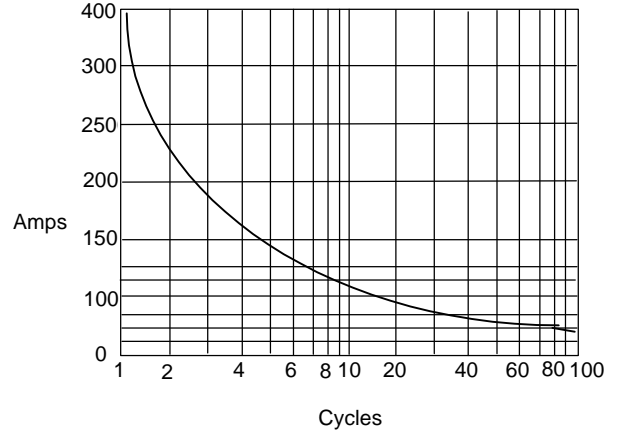


Figure 4
Typical Reverse Characteristics



Instantaneous Reverse Leakage Current - MicroAmperes *versus*
Percent Of Rated Peak Reverse Voltage - Volts

Figure 5
Peak Forward Surge Current



Peak Forward Surge Current - Amperes *versus*
Number Of Cycles At 60Hz - Cycles