

# UTC PC1366 LINEAR INTEGRATED CIRCUIT

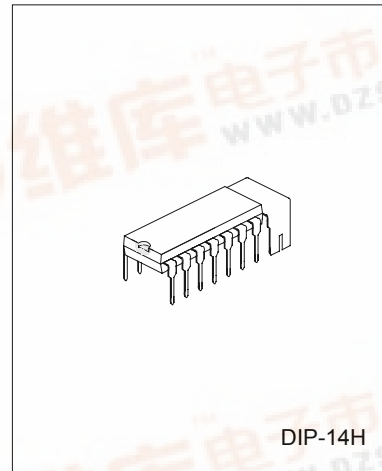
## B/W TV VIF PROCESSING CIRCUIT

### DESCRIPTION

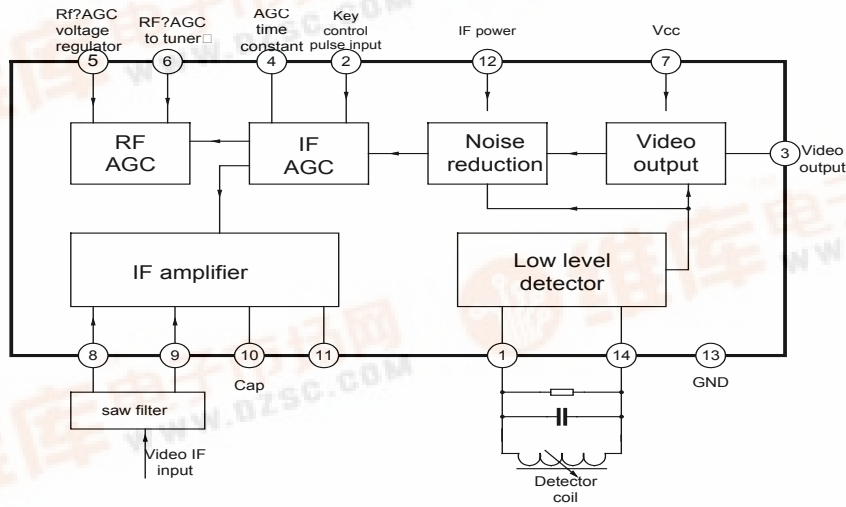
UTC PC1366 is designed for B/W TV VIF processing purpose. It includes VIF amplifier, video low level detector RF AGC, IF AGC and noise reduction circuit.

### FEATURES

- \*High input sensitivity Typ.30dB $\mu$ .
- \*Key and peak controllable AGC.
- \*Operating voltage down to 7V.
- \*Wide video bandwidth suitable for modulation IF of 4.5, 5.5,6.0,6.5 MHZ.
- \*Differential input implied with easy used with SAW
- \*Low external part count.



### BLOCK DIAGRAM



# UTC PC1366 LINEAR INTEGRATED CIRCUIT

## ABSOLUTE MAXIMUM RATING(Ta=25°C)

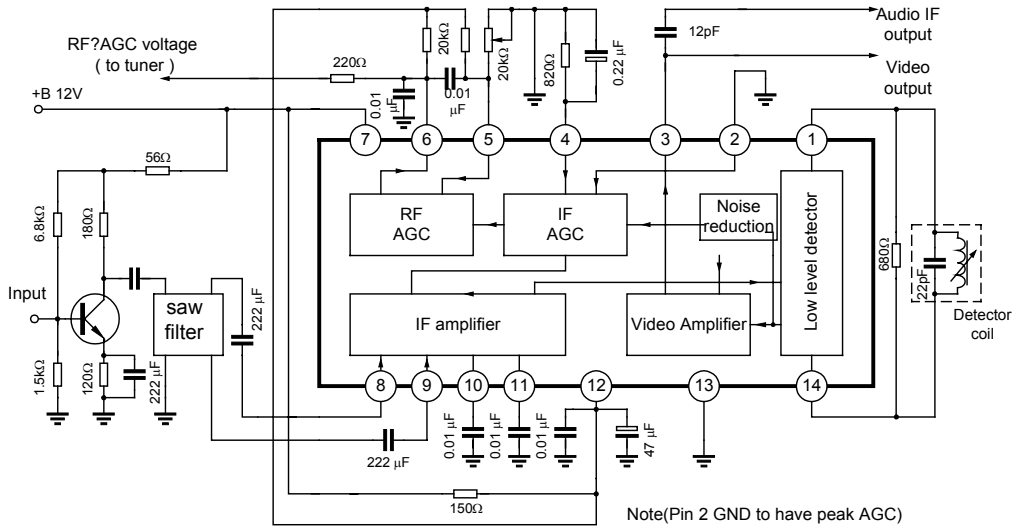
PARAMETER	SYMBOL	VALUE	UNIT
Supply Voltage	VCC	15	V
Output Current	IP-P	3	VP-P
Power Dissipation	PD	875(Ta=75°C)With heat sink	W
Operating Temperature	TOPR	-20 ~ +70	°C
Storage Temperature	TSTG	-40 ~ +125	°C

## ELECTRICAL CHARACTERISTICS(Ta=25°C,Vcc=12V,fp=38MHZ,fm=400HZ)

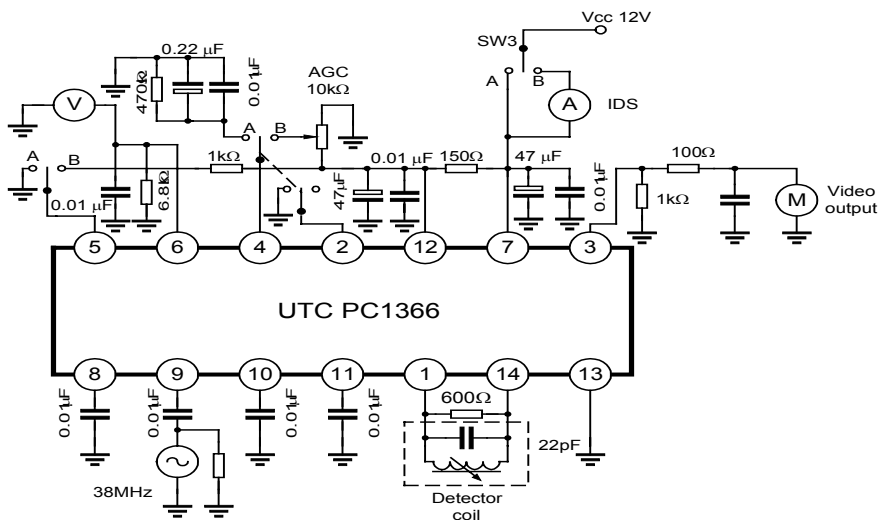
PARAMETER	SYMBOL	TEST CONDITIONS	MIN	TYP	MAX	UNIT
Total Supply Current	ICC	I7+I12,RA=150Ω	40	50	60	mA
Input Sensitivity	SVI	Modulation=80%, VO=1.4VP-P		30	35	dB μ
Max Input Voltage	VI(MAX)	Modulation=80%,-1dB	100			dBμ
Video Output Voltage	VO	Modulation=80%,VI=3mVrms	1.0	1.4	1.7	VP-P
Video Output DC Voltage	VO(DC)	No signal	3.3	3.8	4.3	V
S/N Ratio	S/N	Modulation=80%-0%, VI=3mVrms	40	50		dB
RF AGC Voltage(Hi)	V6H	V5=0V	8	9	11	V
RF AGC Voltage(Lo)	V6L	V5=7V		0	0.5	V
Differential Gain	D.G.	Step signal, fM=4.43MHZ			10	%
Differential Phase	D.P.	Step signal, fM=4.43MHZ			10	deg
Video Detector Bandwidth	GV(F)	-3dB point	5.5			MHZ
Input Impedance	RIN			1.5		KΩ
Input Capacitance	CIN			3.3		pF

# UTC PC1366 LINEAR INTEGRATED CIRCUIT

## APPLICATION CIRCUIT

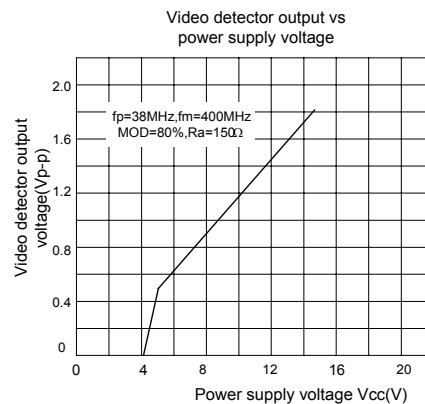
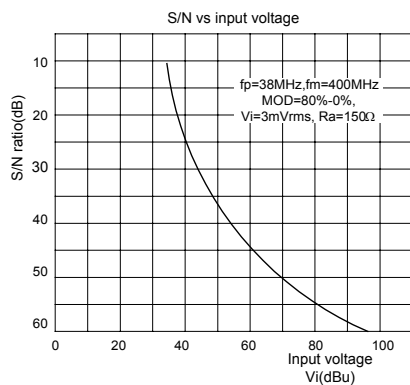
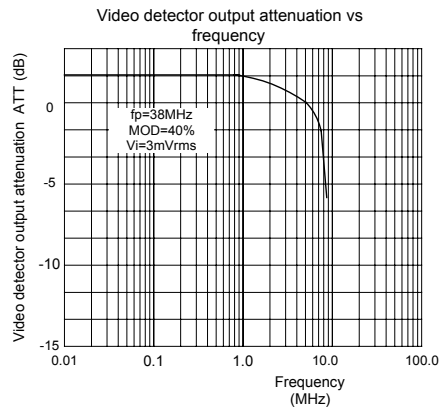
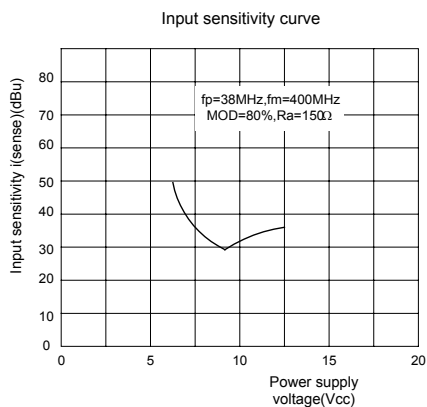


## TEST CIRCUIT



# UTC PC1366 LINEAR INTEGRATED CIRCUIT

## TYPICAL PERFORMANCE CHARACTERISTICS



UTC assumes no responsibility for equipment failures that result from using products at values that exceed, even momentarily, rated values (such as maximum ratings, operating condition ranges, or other parameters) listed in products specifications of any and all UTC products described or contained herein. UTC products are not designed for use in life support appliances, devices or systems where malfunction of these products can be reasonably expected to result in personal injury. Reproduction in whole or in part is prohibited without the prior written consent of the copyright owner. The information presented in this document does not form part of any quotation or contract, is believed to be accurate and reliable and may be changed without notice.