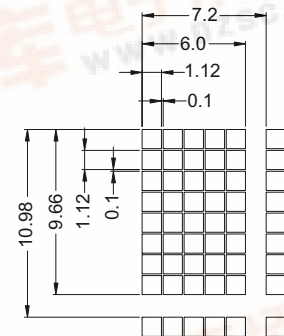
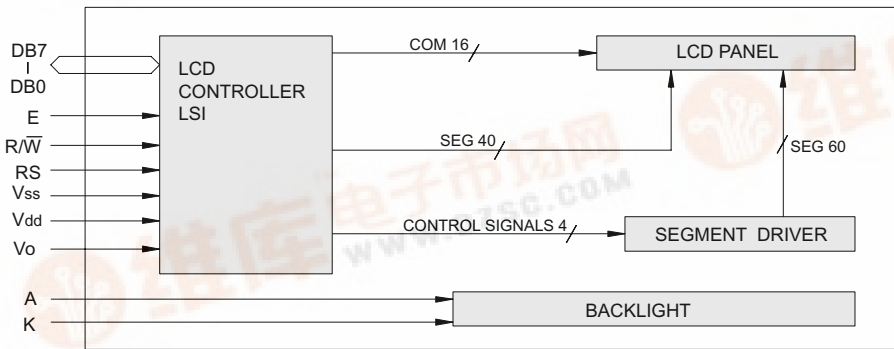
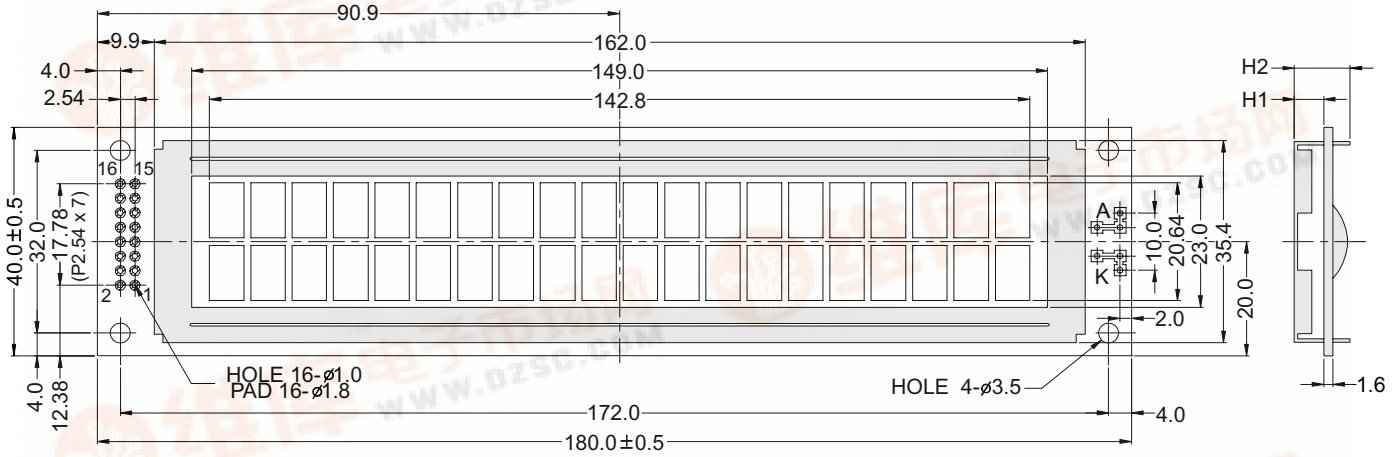


PC 2002-M



OUTLINE DIMENSION & BLOCK DIAGRAM



The tolerance unless classified $\pm 0.3\text{mm}$

MECHANICAL SPECIFICATION

Overall Size	180.0 x 40.0	Module	H2 / H1
View Area	149.0 x 23.0	W / O B/L	5.2 / 9.8
Dot Size	1.12 x 1.12	EL B/L	5.2 / 9.8
Dot Pitch	1.22 x 1.22	LED B/L	10.7 / 15.3

PIN ASSIGNMENT

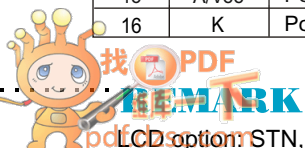
Pin no.	Symbol	Function
1	Vss	Power supply(GND)
2	Vdd	Power supply(+)
3	Vo	Contrast Adjust
4	RS	Register select signal
5	R/W	Data read / write
6	E	Enable signal
7	DB0	Data bus line
8	DB1	Data bus line
9	DB2	Data bus line
10	DB3	Data bus line
11	DB4	Data bus line
12	DB5	Data bus line
13	DB6	Data bus line
14	DB7	Data bus line
15	A/Vee	Power supply for LED B/L (+)
16	K	Power supply for LED B/L (-)

ABSOLUTE MAXIMUM RATING

Item	Symbol	Condition	Min.	Max.	Units
Supply for logic voltage	Vdd-Vss	25°C	-0.3	7	V
LCD driving supply voltage	Vdd-Vee	25°C	-0.3	13	V
Input voltage	Vin	25°C	-0.3	Vdd+0.3	V

ELECTRICAL CHARACTERISTICS

Item	Symbol	Condition	Min.	Typical	Max.	Units			
Power supply voltage	Vdd-Vss	25°C	2.7	-	5.5	V			
		Top	N	W	N	W	N	W	V
LCD operation voltage	Vop	-20°C	-	5	-	5.3	-	5.6	V
		0°C	4.3	-	4.6	-	4.9	-	V
		25°C	3.9	4.8	4.2	5.1	4.5	5.4	V
		50°C	3.6	-	3.9	-	4.2	-	V
		70°C	-	4.3	-	4.8	-	5.1	V
LCM current consumption (No B/L)	Idd	Vdd=5V	-	2	3	mA			
Backlight current consumption	LED/edge	VB/L=4.2V	-	-	-	mA			
	LED/array	VB/L=4.2V	-	360	-	mA			



LCD option: STN, TN, FSTN

Backlight Option: LED, EL Backlight feature. other Specs not available on catalog is under request.