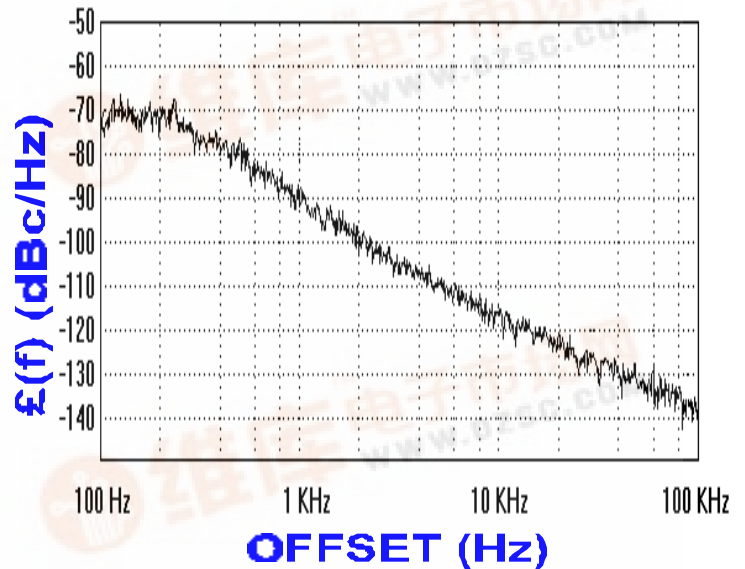




PHASE NOISE (1 Hz BW, typical)



FEATURES

- Frequency Range: 1055 - 1105MHz
- Step Size: 30 KHz
- PLL - Style Package

APPLICATIONS

- Basestations
- Mobile Radios
- Satellite Communications

PERFORMANCE SPECIFICATIONS

	VALUE	UNITS
Frequency Range	1055 - 1105	MHz
RMS Phase Error (100 Hz - 100 KHz)	2.5	°
Harmonic Suppression (2nd, typ.)	-12	dBc
Sideband Spurs (typ.)	-70	dBc
Power Output	0±3	dBm
Load Impedance	50	Ω
Step Size	30	KHz
Charge Pump Output Current	HIGH	
Switching Speed (typ., adjacent channel)	15	mSec
Startup Lock Time (typ.)	20	mSec
Operating Temperature Range	-40 to +85	°C
Package Style	PLL	
POWER SUPPLY REQUIREMENTS		
Supply Voltage (Vcc, nom.)	5	Vdc
Supply Current (Icc, typ.)	18	mA


All specifications are typical unless otherwise noted and subject to change without notice.

APPLICATION NOTES

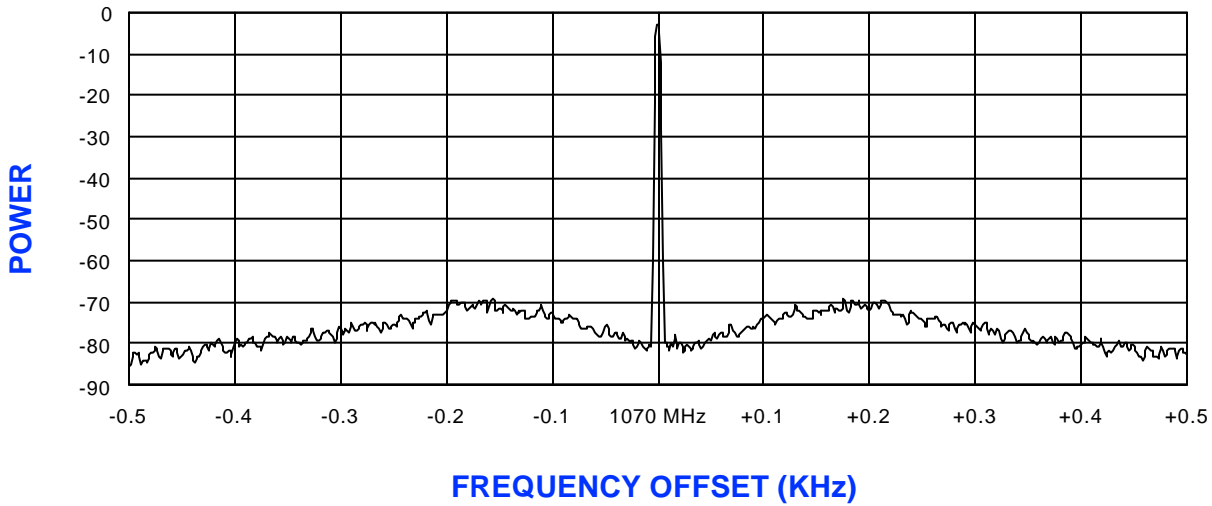
- AN-107 : How to Solder Z-COMM VCOs / PLLs
- AN-200 : Mounting and Grounding of Z-COMM PLLs
- AN-201 : PLL Fundamentals AN-202 : PLL Functional Description

NOTES:

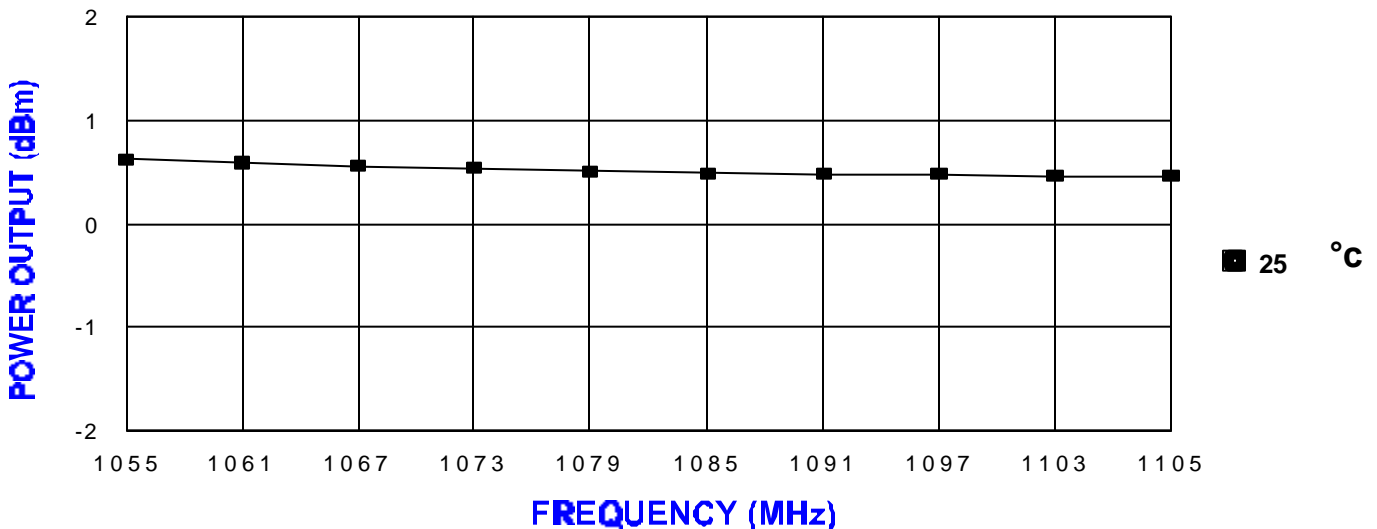
Reference Oscillator Signal: 5 MHz f_{osc} <math><40\text{ MHz}</math>



PLL OUTPUT SPECTRUM



POWER CURVE, typ.



PHYSICAL DIMENSIONS

