查询PTB20097供应商 捷多邦，专业PCB打样工厂，24小时加急出货

ERICSSON

PTB 20097
40 Watts, 915–960 MHz
Cellular Radio RF Power Transistor

Description

The 20097 is a class AB, NPN, common emitter RF power transistor intended for 25 Vdc operation across the 915 to 960 MHz frequency band. Rated at 40 watts minimum output power, it may be used for both CW and PEP applications. Ion implantation, nitride surface passivation and gold metallization are used to ensure excellent device reliability. 100% lot traceability is standard.

- 40 Watts, 915–960 MHz
- Class AB Characteristics
- 50% Collector Efficiency at 40 Watts
- Gold Metallization
- Silicon Nitride Passivated

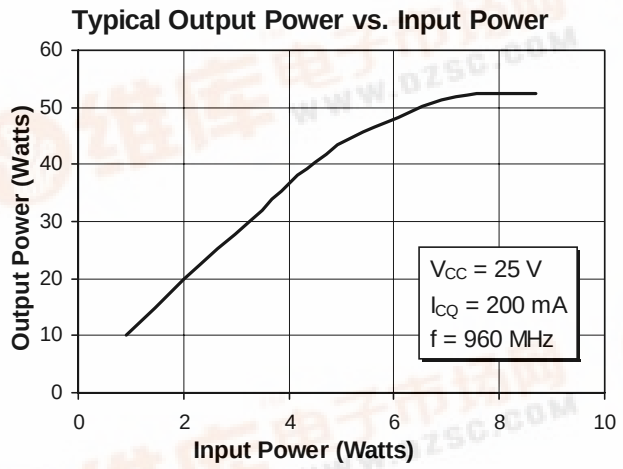



Package 20200

Maximum Ratings

Parameter	Symbol	Value	Unit
Collector-Emitter Voltage	V_{CER}	40	Vdc
Collector-Base Voltage	V_{CBO}	50	Vdc
Emitter-Base Voltage (collector open)	V_{EBO}	4.0	Vdc
Collector Current (continuous)	I_C	10	Adc
Total Device Dissipation at T_{flange} = 25°C Above 25°C derate by	P_D	175 1.0	Watts W/°C
Storage Temperature Range	T_{STG}	–40 to +150	°C
Thermal Resistance (T_{flange} = 70°C)	$R_{\theta JC}$	1.0	°C/W

找PDF 维库一下 pdf.dzsc.com

Electrical Characteristics (100% Tested)

Characteristic	Conditions	Symbol	Min	Typ	Max	Units
Breakdown Voltage C to E	I_B = 0 A, I_C = 100 mA	$V_{(BR)CEO}$	25	30	—	Volts
Breakdown Voltage C to E	V_{BE} = 0 V, I_C = 100 mA	$V_{(BR)CES}$	55	70	—	Volts
Breakdown Voltage E to B	I_C = 0 A, I_E = 5 mA	$V_{(BR)EBO}$	3.5	5	—	Volts
DC Current Gain	V_{CE} = 5 V, I_C = 1 A	h_{FE}	20	50	100	—

RF Specifications (100% Tested)

Characteristic	Symbol	Min	Typ	Max	Units
Gain (V_{CC} = 25 Vdc, P_{out} = 40 W, I_{CQ} = 200 mA, f = 960 MHz)	G_{pe}	8.5	9.5	—	dB
Collector Efficiency (V_{CC} = 25 Vdc, P_{out} = 40 W, I_{CQ} = 200 mA, f = 960 MHz)	η_C	50	—	—	%
Load Mismatch Tolerance (V_{CC} = 25 Vdc, P_{out} = 40 W, I_{CQ} = 200 mA, f = 960 MHz —all phase angles at frequency of test)	Ψ	—	—	10:1	—

Impedance Data (data shown for fixed-tuned broadband circuit)

(V_{CC} = 25 Vdc, P_{out} = 40 W, I_{CQ} = 200 mA)

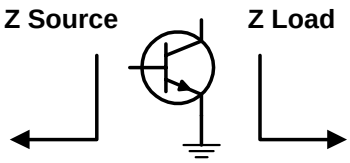

Frequency	Z Source		Z Load	
GHz	R	jX	R	jX
915	5.2	-2.8	4.9	-4.3
935	5.1	-2.6	4.7	-3.7
960	4.7	-2.1	4.6	-2.9

Typical Performance

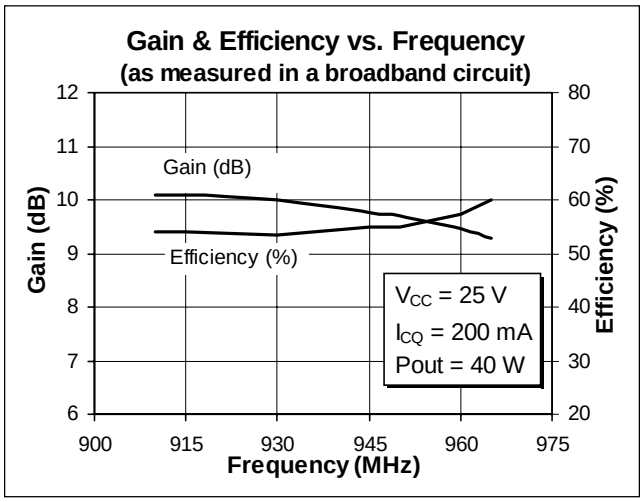

Ericsson Components
RF Power Products
675 Jarvis Drive
Morgan Hill, CA 95037 USA
Telephone: 408-778-9434

1-877-GOLDMOS
(1-877-465-3667)
e-mail: rfpower@ericsson.com
www.ericsson.com/rfpower

Specifications subject to change without notice.
LF
© 1996 Ericsson Inc.
EUS/KR 1301-PTB 20097 Uen Rev. C 09-28-98