

RB200 – RB2010

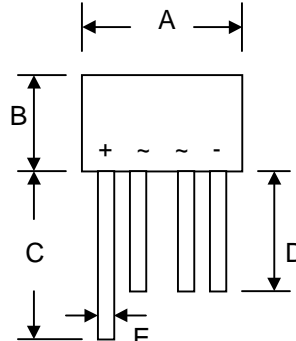
2.0A BRIDGE RECTIFIER

Features

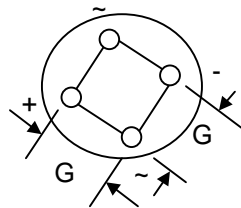
- Diffused Junction
- Low Forward Voltage Drop
- High Current Capability
- High Reliability
- High Surge Current Capability
- Ideal for Printed Circuit Boards
- UL Recognized File # E157705

Mechanical Data

- Case: Molded Plastic
- Terminals: Plated Leads Solderable per MIL-STD-202, Method 208
- Polarity: As Marked on Body
- Weight: 1.3 grams (approx.)
- Mounting Position: Any
- Marking: Type Number



RB-20		
Dim	Min	Max
A	9.10	9.40
B	6.90	7.40
C	27.9	—
D	25.4	—
E	0.71	0.81
G	4.60	5.60
All Dimensions in mm		



Maximum Ratings and Electrical Characteristics @T_A=25°C unless otherwise specified

Single Phase, half wave, 60Hz, resistive or inductive load.
 For capacitive load, derate current by 20%.

Characteristic	Symbol	RB200	RB201	RB202	RB204	RB206	RB208	RB2010	Unit
Peak Repetitive Reverse Voltage Working Peak Reverse Voltage DC Blocking Voltage	V _{RRM} V _{RWM} V _R	50	100	200	400	600	800	1000	V
RMS Reverse Voltage	V _{R(RMS)}	35	70	140	280	420	560	700	V
Average Rectified Output Current (Note 1) @T _A = 50°C	I _O	2.0							A
Non-Repetitive Peak Forward Surge Current 8.3ms Single half sine-wave superimposed on rated load (JEDEC Method)	I _{FSM}	50							A
Forward Voltage (per element) @I _F = 2.0A	V _{FM}	1.0							V
Peak Reverse Current @T _A = 25°C At Rated DC Blocking Voltage @T _A = 100°C	I _{RM}	10 500							μA
Operating Temperature Range	T _j	-55 to +125							°C
Storage Temperature Range	T _{STG}	-55 to +150							°C

Note: 1. Leads maintained at ambient temperature at a distance of 9.5mm from the case.

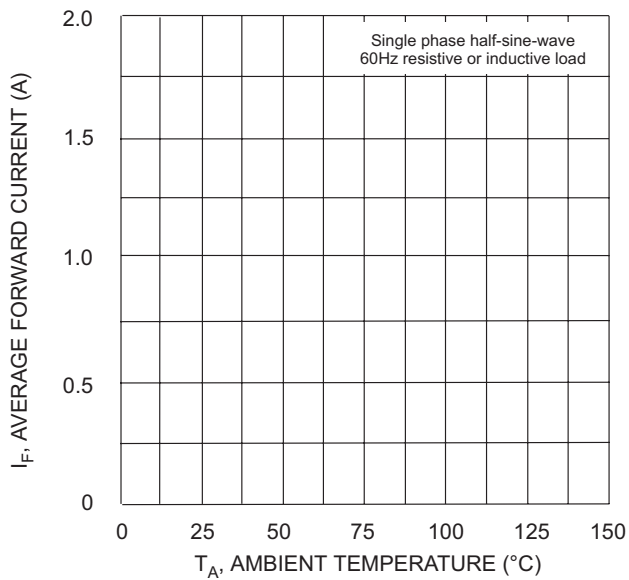


Fig. 1 Forward Current Derating Curve

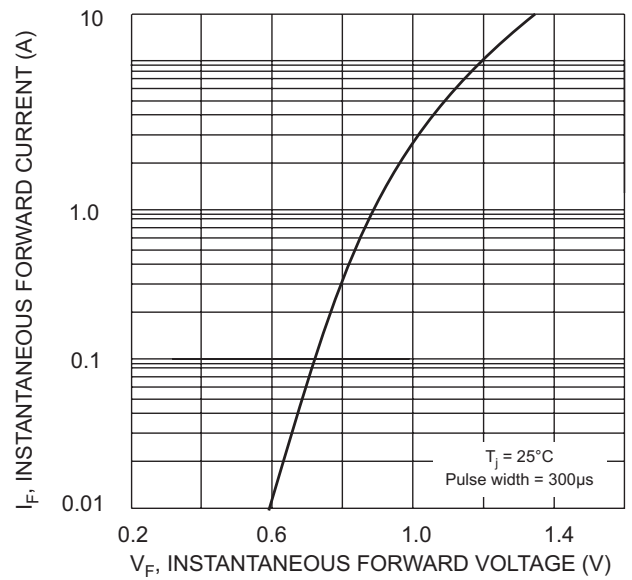


Fig. 2 Typical Forward Characteristics, per element

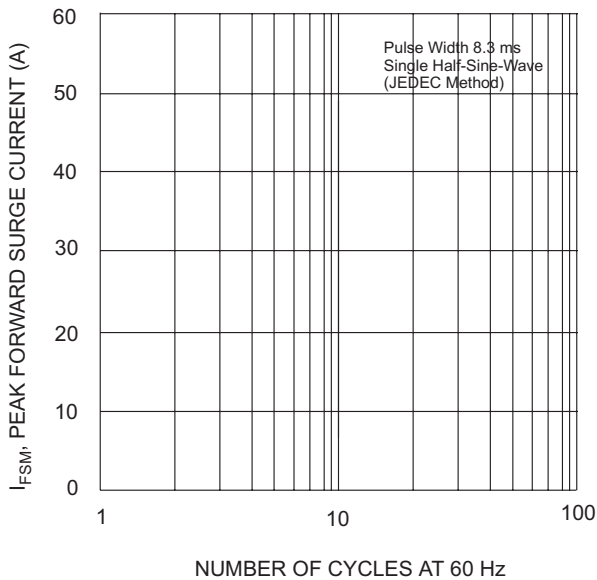


Fig. 3 Max Non-Repetitive Surge Current

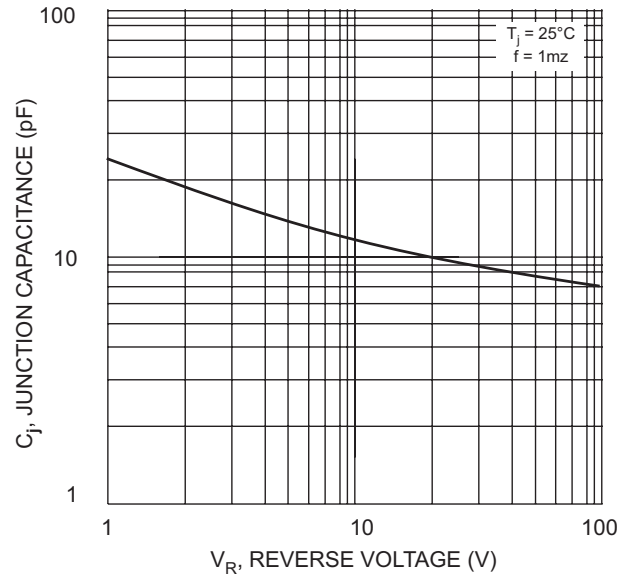


Fig. 4 Typical Junction Capacitance

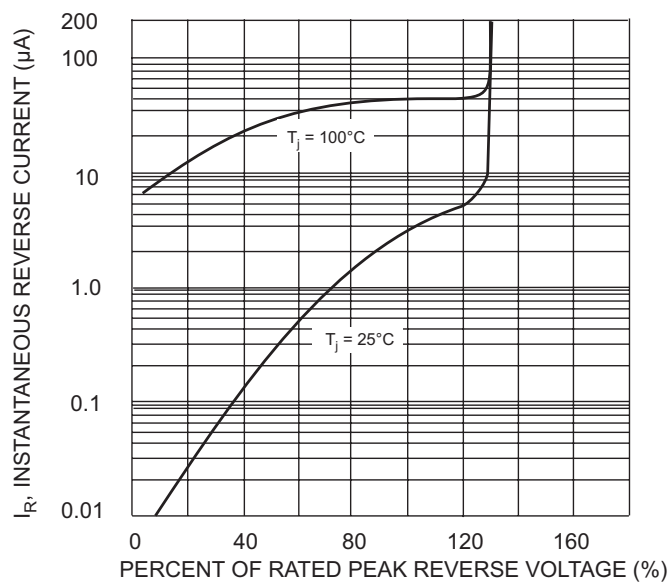


Fig. 5 Typical Reverse Characteristics

ORDERING INFORMATION

Product No.	Package Type	Shipping Quantity
RB200	Round Bridge	1000 Units/Box
RB201	Round Bridge	1000 Units/Box
RB202	Round Bridge	1000 Units/Box
RB204	Round Bridge	1000 Units/Box
RB206	Round Bridge	1000 Units/Box
RB208	Round Bridge	1000 Units/Box
RB2010	Round Bridge	1000 Units/Box

Shipping quantity given is for minimum packing quantity only. For minimum order quantity, please consult the Sales Department.

Won-Top Electronics Co., Ltd (WTE) has checked all information carefully and believes it to be correct and accurate. However, WTE cannot assume any responsibility for inaccuracies. Furthermore, this information does not give the purchaser of semiconductor devices any license under patent rights to manufacturer. WTE reserves the right to change any or all information herein without further notice.

WARNING: DO NOT USE IN LIFE SUPPORT EQUIPMENT. WTE power semiconductor products are not authorized for use as critical components in life support devices or systems without the express written approval.

Won-Top Electronics Co., Ltd.

No. 44 Yu Kang North 3rd Road, Chine Chen Dist., Kaohsiung, Taiwan

Phone: 886-7-822-5408 or 886-7-822-5410

Fax: 886-7-822-5417

Email: sales@wontop.com

Internet: <http://www.wontop.com>

We power your everyday.