




RB551V-30S2

Surface Mount Schottky Barrier Diode



Voltage Range
30 Volts
Current
0.5A Ampere

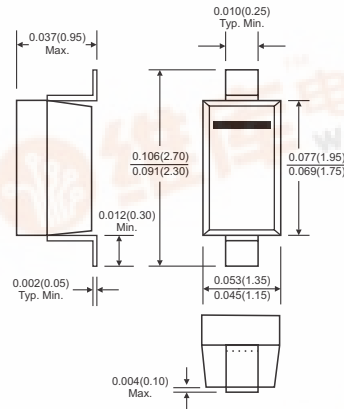
Features

- ✧ Small plastic SMD package
- ✧ Ultra low VF, VF=0.45 typ. at 0.5A
- ✧ High reliability

Mechanical Data

- ✧ Case: SOD-323, Plastic
- ✧ Terminals: Solderable per MIL-STD-202, Method 208
- ✧ Polarity: Cathode Band
- ✧ Marking: Date Code and Type Code
Type Code: D
- ✧ Weight: 0.01 grams (approx.)

SOD-323



Dimensions in inches and (millimeters)

Maximum Ratings and Electrical Characteristics

Rating at 25°C ambient temperature unless otherwise specified.

Maximum Ratings

Type Number	Symbol	RB551V-30S2	Units
Peak Repetitive Reverse Voltage	VRM	30	V
DC Reverse Voltage	VR	20	V
Mean Rectifying Current	IO	0.5	A
Peak Forward Surge Current	IFSM	2.0	A
Operating and Storage Temperature Range	T _J , T _{STG}	-40 to + 125	°C

Electrical Characteristics

Type Number	Symbol	Min	Typ	Max	Units
Forward Voltage Drop	VF	-	-	0.36	V
				0.5	
Reverse Leakage Current	IR	-	-	100	uA





RATINGS AND CHARACTERISTIC CURVES (RB551V-30S2)

FIG.1- MAXIMUM FORWARD CURRENT DERATING CURVE

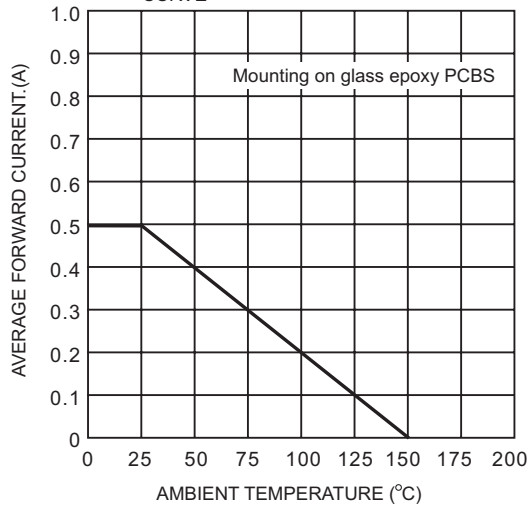


FIG.2- TYPICAL INSTANTANEOUS FORWARD CHARACTERISTICS

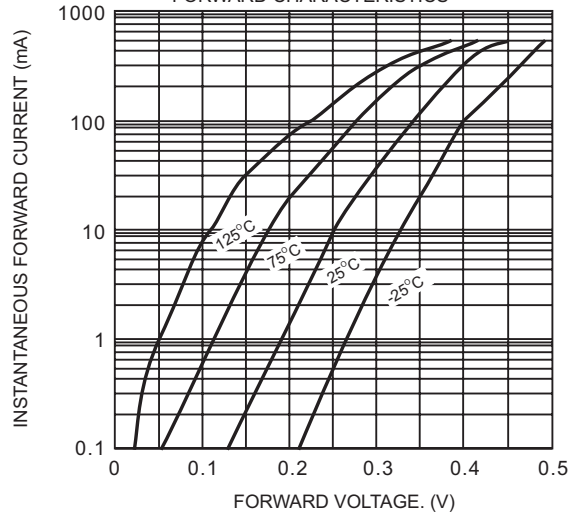


FIG.3- TYPICAL REVERSE CHARACTERISTICS

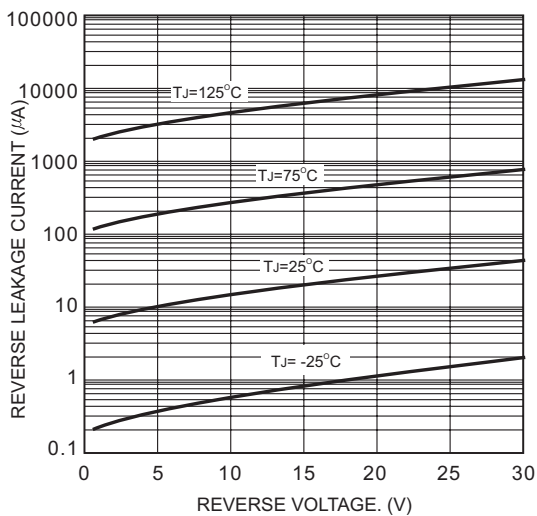


FIG. 4- TYPICAL JUNCTION CAPACITANCE

