


AVAILABLE THROUGH DISTRIBUTION



BOURNS®

Features

- Multiturn / Cermet / Industrial / Sealed
- [Listed on the QPL](#) per MIL-R-22097 and High-Rel MIL-R-39035
- Patent #4427966 drive mechanism

RJ26/RJR26 - 1/4 " Trimming Potentiometer

Electrical Characteristics

Standard Resistance Range10 to 1 megohm
 (see standard resistance table)
 Resistance Tolerance±10 % std.
 (tighter tolerance available)
 Absolute Minimum Resistance.....1 % or
 2 ohms max. (whichever is greater)
 Contact Resistance Variation3.0 % or
 3 ohms max. (whichever is greater)
 Adjustability
 Voltage.....±0.02 %
 Resistance.....±0.05 %
 Resolution.....Infinite
 Insulation Resistance500 vdc.
 1,000 megohms min.
 Dielectric Strength
 Sea Level.....600 vac
 80,000 Feet.....250 vac
 Effective Travel.....12 turns nom.

Environmental Characteristics

Power Rating (200 volts max.)
 85 °C0.25 watt
 150 °C0 watt
 Temperature Range-65 °C to +150 °C
 Temperature Coefficient±100 ppm/°C
 Seal Test85 °C Fluorinert*
 Humidity
 RJ26.....MIL-STD-202 Method 106
 96 hours (1 % ΔTR, 10 Megohms IR)
 RJR26MIL-STD-202 Method 106
 96 hours (1 % ΔTR, 100 Megohms IR)
 Vibration20 G (1 % ΔTR; 1 % ΔVR)
 Shock100 G (1 % ΔTR; 1 % ΔVR)
 Load Life
 RJ261,000 hours 0.25 watt @ 85 °C
 (2 % ΔTR; 1 % ΔVR)
 RJR26.....10,000 hours 0.25 watt @ 85 °C
 (3 % ΔTR)
 Rotational Life200 cycles
 (2 % ΔTR)

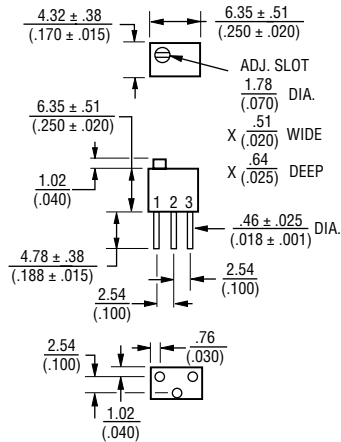
Physical Characteristics

Torque.....3.0 oz-in. max.
 Mechanical Stops.....Wiper idles
 Terminals.....MIL-STD-202; Method 208
 Weight0.015 oz.
 Marking.....Mil-spec part number
 Wiper.....50 % (Actual TR) ±10 %
 Flammability.....U.L. 94V-0
 Standard Packaging50 pcs. per tube
 Adjustment ToolH-90

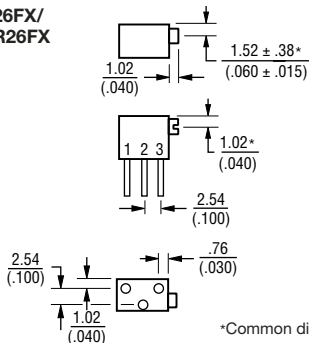
Product Dimensions

RJ26FW/RJR26FW

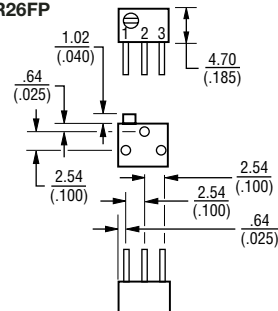
Common Dimensions



RJ26FX/ RJR26FX



RJ26FP/ RJR26FP



TOLERANCES: ± 0.25 (.010) EXCEPT WHERE NOTED

DIMENSIONS ARE: $\frac{\text{MM}}{\text{(INCHES)}}$

How To Order

MIL-PRF-22097 **RJ26 F W 202**

Model _____
 Characteristic _____
 F = ±100 ppm/°C Temp. Coeff. Max.
 Terminal Style _____
 Resistance Code _____

How To Order

MIL-PRF-39035 **RJR26 F W 204 P**

Model _____
 Characteristic _____
 F = ±100ppm/°C Temp. Coeff. Max.
 Terminal Style _____
 Resistance Code _____
 Failure Rate
 M = 1.0 %
 P = 0.1 %
 R = 0.01 %

Standard Resistance Table

Resistance (Ohms)	Resistance Code
10	100
20	200
50	500
100	101
200	201
500	501
1,000	102
2,000	202
5,000	502
10,000	103
20,000	203
25,000	253
50,000	503
100,000	104
200,000	204
250,000	254
500,000	504
1,000,000	105

