查询RM30TB-H供应商 捷多邦，专业PCB打样工厂，24小时加急出货

MITSUBISHI DIODE MODULES

RM30TB-M,-H

MEDIUM POWER GENERAL USE
INSULATED TYPE

RM30TB-M,-H

- **Io** DC output current **60A**
- **VRRM** Repetitive peak reverse voltage **400/800V**
- **3 phase bridge**
- **Insulated Type**
- **UL Recognized**
  Yellow Card No. E80276 (N)
  File No. E80271

APPLICATION

AC motor controllers, DC motor controllers, Battery DC power supplies,
DC power supplies for control panels, and other general DC power equipment

OUTLINE DRAWING & CIRCUIT DIAGRAM Dimensions in mm

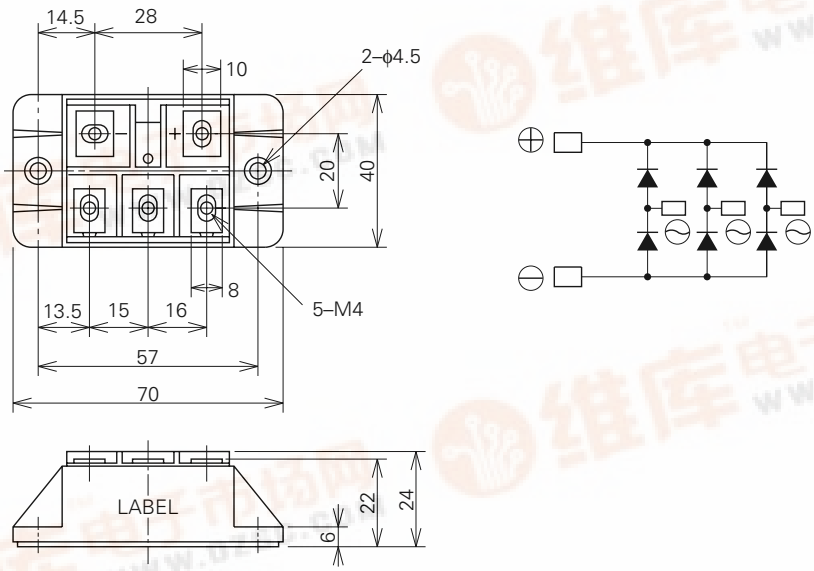

MITSUBISHI ELECTRIC

找PDF 维库一下 pdf.dzsc.com

ABSOLUTE MAXIMUM RATINGS

Symbol	Parameter	Voltage class		Unit
		M	H	
V_{RRM}	Repetitive peak reverse voltage	400	800	V
V_{RSM}	Non-repetitive peak reverse voltage	480	960	V
E_a	Recommended AC input voltage	110	220	V

Symbol	Parameter	Conditions	Ratings	Unit
I_O	DC output current	Three-phase full wave rectifying circuit, T_C=105°C	60	A
I_{FSM}	Surge (non-repetitive) forward current	One half cycle at 60Hz, peak value	1000	A
I^2t	I^2t for fusing	Value for one cycle of surge current	4.2×10^3	A^2s
f	Maximum operating frequency		1000	Hz
T_j	Junction temperature		–40~+150	°C
T_{stg}	Storage temperature		–40~+125	°C
V_{iso}	Isolation voltage	Charged part to case	2000	V
—	Mounting torque	Main terminal screw M4	0.98~1.47	N·m
			10~15	kg·cm
		Mounting screw M4	0.98~1.47	N·m
			10~15	kg·cm
—	Weight	Typical value	100	g

ELECTRICAL CHARACTERISTICS

Symbol	Parameter	Test conditions	Limits			Unit
			Min.	Typ.	Max.	
I_{RRM}	Repetitive reverse current	T_j=150°C, V_{RRM} applied	—	—	10	mA
V_{FM}	Forward voltage	T_j=25°C, I_{FM}=100A, instantaneous meas.	—	—	1.3	V
$R_{th(j-c)}$	Thermal resistance	Junction to case	—	—	0.31	°C/W
$R_{th(c-f)}$	Contact thermal resistance	Case to fin, conductive grease applied	—	—	0.09	°C/W
—	Insulation resistance	Measured with a 500V megohmmeter between main terminal and case	10	—	—	MΩ

PERFORMANCE CURVES

MAXIMUM FORWARD CHARACTERISTIC

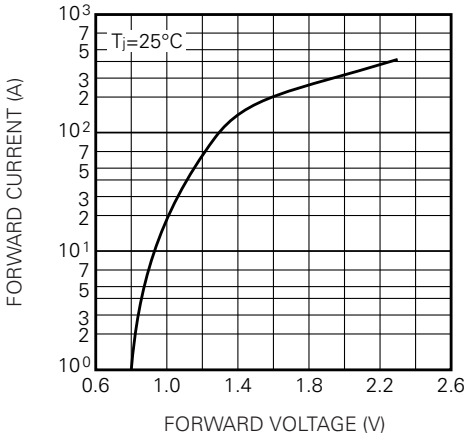

ALLOWABLE SURGE (NON-REPETITIVE) FORWARD CURRENT

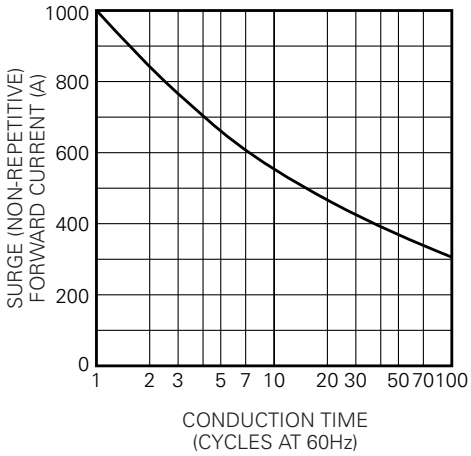

MAXIMUM TRANSIENT THERMAL IMPEDANCE (JUNCTION TO CASE)

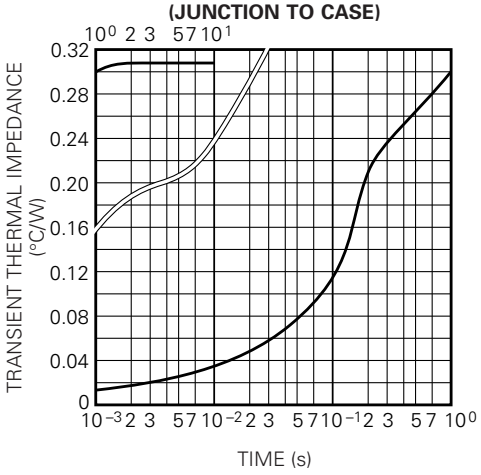

MAXIMUM POWER DISSIPATION

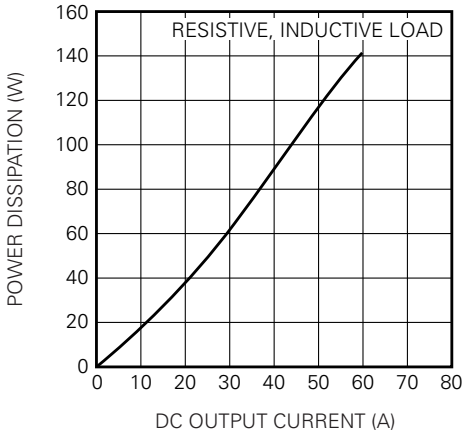
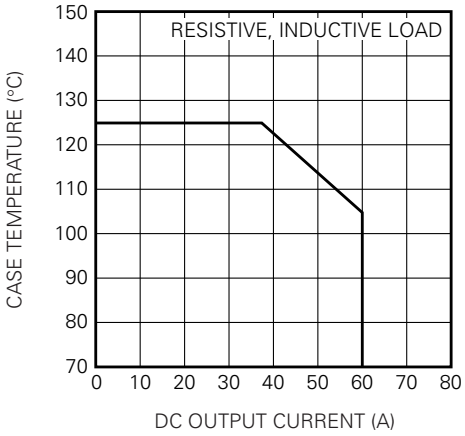
ALLOWABLE CASE TEMPERATURE VS. DC OUTPUT CURRENT