

[查询RM400HA-20S供应商](#)

[捷多邦, 专业PCB打样工厂, 24小时加急出货](#)

MITSUBISHI FAST RECOVERY DIODE MODULES

# RM400HA-20S,-24S

HIGH SPEED SWITCHING USE  
INSULATED TYPE

RM400HA-20S,-24S



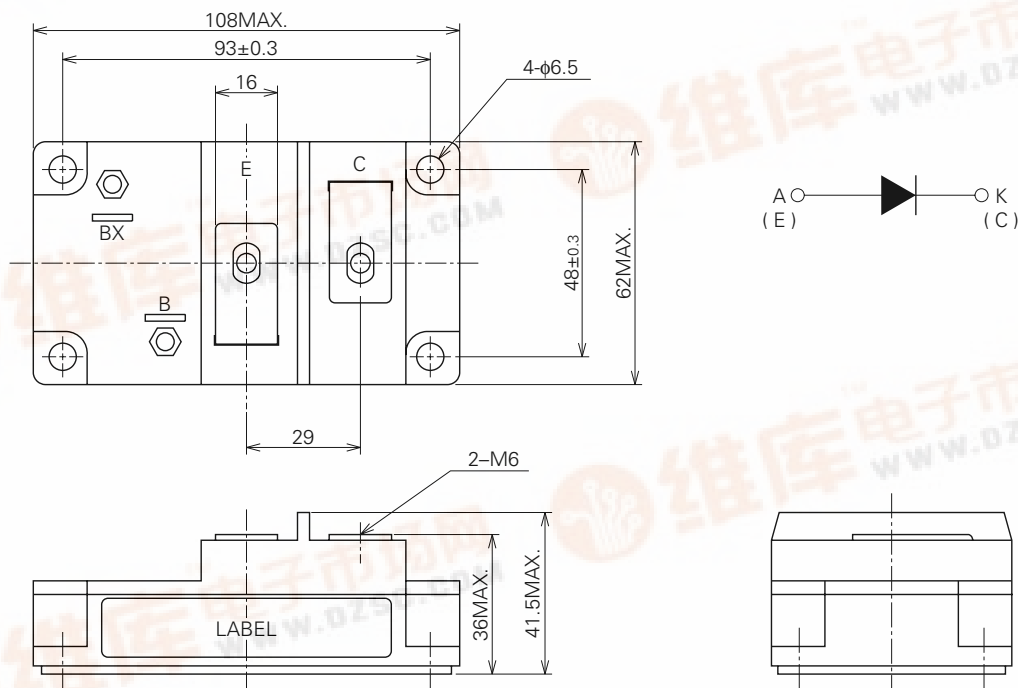
- **IDC** DC current ..... **400A**
- **VRRM** Repetitive peak reverse voltage ..... **1000/1200V**
- **trr** Reverse recovery time ..... **0.4μs**
- **Insulated Type**
- **UL Recognized**  
Yellow Card No. E80276 (N)  
File No. E80271

## APPLICATION

Free wheel use, Welders

## OUTLINE DRAWING & CIRCUIT DIAGRAM

Dimensions in mm



MITSUBISHI FAST RECOVERY DIODE MODULES

**RM400HA-20S,-24S**

**HIGH SPEED SWITCHING USE  
INSULATED TYPE**

**ABSOLUTE MAXIMUM RATINGS** (T<sub>j</sub>=25°C)

Symbol	Parameter	Voltage class		Unit
		20	24	
VRRM	Repetitive peak reverse voltage	1000	1200	V
VDRM	Non-repetitive peak reverse voltage	1100	1250	V
VR (DC)	Reverse DC voltage	800	960	V

Symbol	Parameter	Conditions	Ratings	Unit
I <sub>DC</sub>	DC current	Resistive load, T <sub>c</sub> =90°C	400	A
I <sub>FSM</sub>	Surge (non-repetitive) forward current	One half cycle at 60Hz, peak value	8000	A
I <sup>2</sup> <sub>t</sub>	I <sup>2</sup> <sub>t</sub> for fusing	Value for one cycle surge current	2.6 × 10 <sup>5</sup>	A <sup>2</sup> s
T <sub>j</sub>	Junction temperature		-40~+150	°C
T <sub>stg</sub>	Storage temperature		-40~+125	°C
V <sub>iso</sub>	Isolation voltage	Charged part to case	2500	V
—	Mounting torque	Main terminal screw M6	1.96~2.94	N·m
			20~30	kg·cm
		Mounting screw M6	1.96~2.94	N·m
			20~30	kg·cm
—	Weight	Typical value	460	g

**ELECTRICAL CHARACTERISTICS**

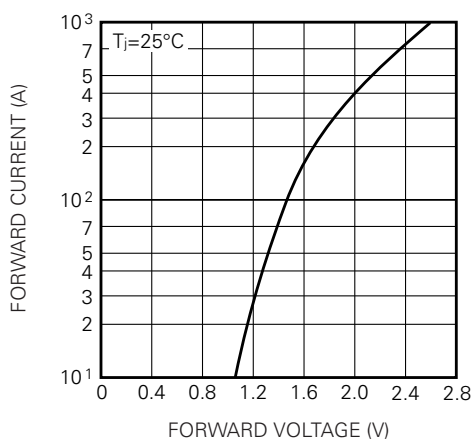
Symbol	Parameter	Test conditions	Limits			Unit
			Min.	Typ.	Max.	
I <sub>RRM</sub>	Repetitive reverse current	T <sub>j</sub> =150°C, VRRM applied	—	—	50	mA
V <sub>FM</sub>	Forward voltage	T <sub>j</sub> =25°C, I <sub>FM</sub> =400A, Instantaneous meas.	—	—	2.0	V
t <sub>rr</sub>	Reverse recovery time	I <sub>FM</sub> =400A, T <sub>j</sub> =25°C. di/dt=-800A/μs, V <sub>R</sub> =600V	—	—	0.4	μs
Q <sub>rr</sub>	Reverse recovery charge		—	—	30	μC
R <sub>th(j-c)</sub>	Thermal resistance	Junction to case	—	—	0.1	°C/W
R <sub>th(c-f)</sub>	Contact thermal resistance	Case to fin, conductive grease applied	—	—	0.04	°C/W

# RM400HA-20S,-24S

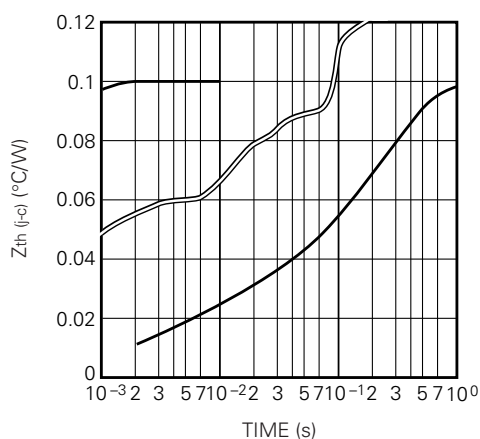
HIGH SPEED SWITCHING USE  
INSULATED TYPE

## PERFORMANCE CURVES

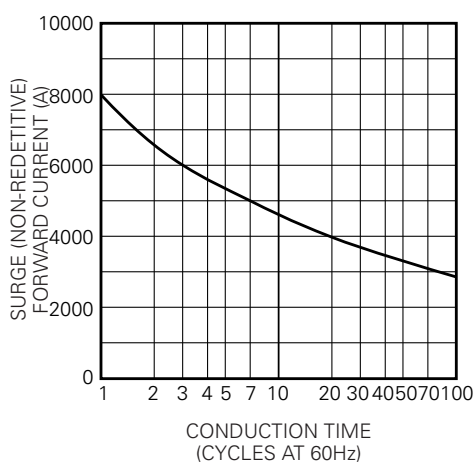
MAXIMUM FORWARD CHARACTERISTIC



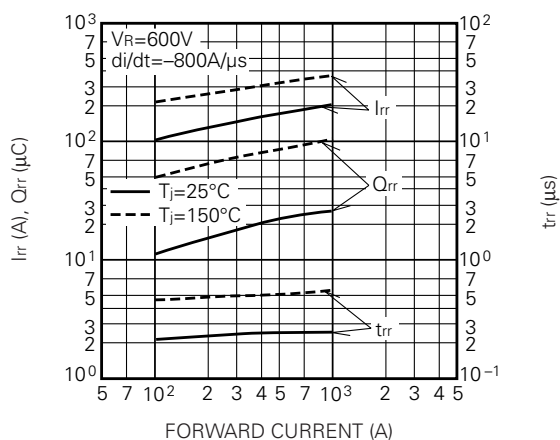
MAXIMUM TRANSIENT THERMAL IMPEDANCE (JUNCTION TO CASE)



RATED SURGE (NON-REPETITIVE) FORWARD CURRENT



REVERSE RECOVERY CHARACTERISTICS VS. FORWARD CURRENT (TYPICAL)



REVERSE RECOVERY CHARACTERISTICS VS. -di/dt (TYPICAL)

